

Event: Global MX-5 Cup at NJMP Thunderbolt
Track: New Jersey Motorsports Park
Report: Section Data Report
Session: Race 2

Round 9 / 10
2.14 mile(s)

Global Mazda MX-5 Cup
October 11, 2020



Section Data for Car 08 - Carter, Michael

Lap	T/SF to I1	I1 to I2	I2 to I3	I3 to SF	Lap	
1	T	27.2353	21.8097	30.5520	16.0350	95.6320
	S	80.310	80.906	71.636	97.542	80.559
2	T	24.6615	21.5356	30.3576	15.9222	92.4769
	S	88.692	81.936	72.095	98.233	83.307
3	T	24.5870	21.5933	30.3624	15.9864	92.5291
	S	88.961	81.717	72.084	97.839	83.260
4	T	24.8990	21.5255	30.4446	15.9276	92.7967
	S	87.846	81.975	71.889	98.200	83.020
5	T	24.6534	21.5564	30.4063	16.0008	92.6169
	S	88.721	81.857	71.980	97.751	83.181
6	T	24.8919	21.4034	30.4940	16.0285	92.8178
	S	87.871	82.442	71.773	97.582	83.001
7	T	24.8777	21.5315	30.4173	16.0552	92.8817
	S	87.921	81.952	71.954	97.420	82.944
8	T	25.0212	21.5230	30.5306	16.0765	93.1513
	S	87.417	81.984	71.687	97.291	82.704
9	T	24.8626	21.6170	30.5581	15.9990	93.0367
	S	87.974	81.628	71.622	97.762	82.806
10	T	24.8475	21.5743	30.6071	16.0443	93.0732
	S	88.028	81.789	71.507	97.486	82.774
11	T	25.3507	21.6685	30.8750	15.8682	93.7624
	S	86.281	81.434	70.887	98.568	82.165
12	T	24.9397	21.5540	31.0309	15.9338	93.4584
	S	87.702	81.866	70.531	98.162	82.432
13	T	25.0347	21.6740	31.2136	15.9297	93.8520
	S	87.370	81.413	70.118	98.187	82.087
14	T	25.0634	21.6593	30.8959	15.9171	93.5357
	S	87.270	81.468	70.839	98.265	82.364
15	T	24.9127	21.8288	30.8042	15.8786	93.4243
	S	87.797	80.836	71.050	98.503	82.462
16	T	25.0736	21.8431	30.7322	15.8926	93.5415
	S	87.234	80.783	71.216	98.416	82.359
17	T	25.0845	21.7054	30.9917	15.9156	93.6972
	S	87.196	81.295	70.620	98.274	82.222
18	T	25.3721	21.8373	31.5480	15.9596	94.7170
	S	86.208	80.804	69.375	98.003	81.337
19	T	25.5090	22.4977	31.6381	15.8737	95.5185
	S	85.745	78.432	69.177	98.533	80.655

Event: Global MX-5 Cup at NJMP Thunderbolt
Track: New Jersey Motorsports Park
Report: Section Data Report
Session: Race 2

Round 9 / 10
2.14 mile(s)

Global Mazda MX-5 Cup
October 11, 2020



Section Data for Car 08 - Carter, Michael

Lap	T/SF to I1	I1 to I2	I2 to I3	I3 to SF	Lap	
20	T	25.2791	21.8503	31.6868	15.8305	94.6467
	S	86.525	80.756	69.071	98.802	81.397
21	T	25.5415	22.1671	31.6734	15.8643	95.2463
	S	85.636	79.602	69.100	98.592	80.885
22	T	25.7965	22.3426	31.3826	15.8682	95.3899
	S	84.790	78.977	69.740	98.568	80.763
23	T	25.5127	21.9678	30.9689	15.8331	94.2825
	S	85.733	80.324	70.672	98.786	81.712
24	T	25.2292	21.8531	30.8583	15.9942	93.9348
	S	86.696	80.746	70.925	97.791	82.014
25	T	24.9934	21.8625	30.7414	16.0539	93.6512
	S	87.514	80.711	71.195	97.427	82.263
26	T	25.0911	21.6840	30.6035	15.9637	93.3423
	S	87.173	81.375	71.516	97.978	82.535
27	T	24.8396	21.7359	30.6272	15.9599	93.1626
	S	88.056	81.181	71.461	98.001	82.694
28	T	24.9563	21.7174	30.7309	16.0332	93.4378
	S	87.644	81.250	71.219	97.553	82.451
29	T	25.0142	21.8125	30.7289	15.9276	93.4832
	S	87.441	80.896	71.224	98.200	82.411
30	T	33.8529	25.5890			
	S	64.611	68.957			

Event: **Global MX-5 Cup at NJMP Thunderbolt**
Track: **New Jersey Motorsports Park**
Report: **Section Data Report**
Session: **Race 2**

Round 9 / 10
2.14 mile(s)

Global Mazda MX-5 Cup
October 11, 2020



Section Data for Car 13 - Noaker, Robert

Lap	T/SF to I1	I1 to I2	I2 to I3	I3 to SF	Lap	
1	T	30.2173	23.2500	31.2092	16.1952	100.8717
	S	72.385	75.894	70.128	96.577	76.374
2	T	25.1076	21.8447	30.5575	16.0953	93.6051
	S	87.116	80.777	71.624	97.177	82.303
3	T	24.7493	21.6104	30.2306	15.9835	92.5738
	S	88.377	81.653	72.398	97.857	83.220
4	T	24.4279	21.5184	30.2982	15.8374	92.0819
	S	89.540	82.002	72.237	98.759	83.665
5	T	25.1548	21.4851	30.3413	15.7490	92.7302
	S	86.952	82.129	72.134	99.314	83.080
6	T	24.8142	21.7568	30.9659	15.9199	93.4568
	S	88.146	81.103	70.679	98.248	82.434
7	T	24.5452	21.5466	30.9242	15.7518	92.7678
	S	89.112	81.894	70.774	99.296	83.046
8	T	25.2443	21.4841	30.3961	15.7326	92.8571
	S	86.644	82.133	72.004	99.417	82.966
9	T	24.6062	21.5147	30.7224	15.7912	92.6345
	S	88.891	82.016	71.239	99.048	83.166
10	T	24.8487	21.7430	30.8421	20.0353	97.4691
	S	88.024	81.155	70.963	78.067	79.040
11	T	26.5883	21.7843	30.8821	15.8632	95.1179
	S	82.264	81.001	70.871	98.599	80.994
12	T	25.0844	22.6190	31.2227	15.8972	94.8233
	S	87.197	78.012	70.098	98.388	81.246
13	T	24.7465	21.8090	31.0230	15.9522	93.5307
	S	88.387	80.909	70.549	98.049	82.369
14	T	24.9989	21.6736	31.0320	15.8180	93.5225
	S	87.495	81.415	70.528	98.880	82.376
15	T	25.0471	21.8938	30.7666	16.1072	93.8147
	S	87.326	80.596	71.137	97.105	82.119
16	T	25.0326	21.8041	30.8591	16.1187	93.8145
	S	87.377	80.927	70.924	97.036	82.120
17	T	25.0702	21.8758	30.9822	16.1427	94.0709
	S	87.246	80.662	70.642	96.892	81.896
18	T	25.1043	21.8225	31.2365	16.1858	94.3491
	S	87.127	80.859	70.067	96.634	81.654
19	T	25.2613	21.8715	31.3101	16.1362	94.5791
	S	86.586	80.678	69.902	96.931	81.456

Event: Global MX-5 Cup at NJMP Thunderbolt
Track: New Jersey Motorsports Park
Report: Section Data Report
Session: Race 2

Round 9 / 10
2.14 mile(s)

Global Mazda MX-5 Cup
October 11, 2020



Section Data for Car 13 - Noaker, Robert

Lap	T/SF to I1	I1 to I2	I2 to I3	I3 to SF	Lap	
20	T	25.1261	21.8671	30.9525	16.0511	93.9968
	S	87.052	80.694	70.710	97.444	81.960
21	T	25.0820	21.9531	31.1425	16.1139	94.2915
	S	87.205	80.378	70.278	97.065	81.704
22	T	25.1560	21.8648	31.2316	16.0787	94.3311
	S	86.948	80.703	70.078	97.277	81.670
23	T	25.0159	21.7471	30.7284	16.0617	93.5531
	S	87.435	81.139	71.225	97.380	82.349
24	T	25.0636	21.8175	30.8618	16.0123	93.7552
	S	87.269	80.878	70.917	97.681	82.171
25	T	25.0054	21.7906	30.6708	16.0362	93.5030
	S	87.472	80.977	71.359	97.535	82.393
26	T	25.0644	21.8008	30.6836	16.0585	93.6073
	S	87.266	80.939	71.329	97.400	82.301
27	T	25.0080	21.7405	30.8370	15.9665	93.5520
	S	87.463	81.164	70.974	97.961	82.350
28	T	25.1746	21.8056	30.8528	16.0323	93.8653
	S	86.884	80.922	70.938	97.559	82.075
29	T	25.1103	21.8801	30.6760	15.9365	93.6029
	S	87.107	80.646	71.347	98.145	82.305
30	T	29.7886	26.0152			
	S	73.427	67.827			

Event: Global MX-5 Cup at NJMP Thunderbolt
Track: New Jersey Motorsports Park
Report: Section Data Report
Session: Race 2

Round 9 / 10
2.14 mile(s)

Global Mazda MX-5 Cup
October 11, 2020



Section Data for Car 3 - Stout, Robert

Lap	T/SF to I1	I1 to I2	I2 to I3	I3 to SF	Lap	
1	T	28.5758	22.4664	30.9399	15.7564	97.7385
	S	76.543	78.542	70.738	99.267	78.823
2	T	24.9688	21.4885	30.3850	15.7531	92.5954
	S	87.600	82.116	72.030	99.288	83.201
3	T	25.4824	21.5464	30.5903	15.8550	93.4741
	S	85.835	81.895	71.547	98.650	82.419
4	T	24.9363	21.3748	30.4738	15.8753	92.6602
	S	87.714	82.553	71.820	98.524	83.142
5	T	24.8370	21.6069	30.7049	15.8298	92.9786
	S	88.065	81.666	71.280	98.807	82.858
6	T	24.8048	21.5936	30.6092	15.9392	92.9468
	S	88.179	81.716	71.503	98.129	82.886
7	T	24.6360	21.5254	30.7779	15.8533	92.7926
	S	88.784	81.975	71.111	98.660	83.024
8	T	24.7460	21.5875	30.7241	15.9040	92.9616
	S	88.389	81.739	71.235	98.346	82.873
9	T	24.8505	21.6907	30.7205	15.8893	93.1510
	S	88.017	81.350	71.244	98.437	82.704
10	T	24.8074	21.6258	30.7417	15.8214	92.9963
	S	88.170	81.594	71.194	98.859	82.842
11	T	24.9209	21.6191	30.7711	15.8762	93.1873
	S	87.769	81.620	71.126	98.518	82.672
12	T	24.9396	21.6619	31.0019	15.9380	93.5414
	S	87.703	81.458	70.597	98.136	82.359
13	T	24.8876	21.8338	31.2379	15.8896	93.8489
	S	87.886	80.817	70.063	98.435	82.089
14	T	24.9413	21.6948	30.9471	15.8766	93.4598
	S	87.697	81.335	70.722	98.515	82.431
15	T	24.9541	21.6641	31.1612	15.9088	93.6882
	S	87.652	81.450	70.236	98.316	82.230
16	T	26.6510	22.3062	31.1481	16.0850	96.1903
	S	82.071	79.106	70.265	97.239	80.091
17	T	25.2786	21.8380	31.1026	16.0823	94.3015
	S	86.527	80.802	70.368	97.255	81.695
18	T	25.2537	21.8992	31.4115	16.1659	94.7303
	S	86.612	80.576	69.676	96.752	81.326
19	T	25.2561	21.8364	31.3709	16.1454	94.6088
	S	86.604	80.808	69.766	96.875	81.430

Event: Global MX-5 Cup at NJMP Thunderbolt
Track: New Jersey Motorsports Park
Report: Section Data Report
Session: Race 2

Round 9 / 10
2.14 mile(s)

Global Mazda MX-5 Cup
October 11, 2020



Section Data for Car 3 - Stout, Robert

Lap	T/SF to I1	I1 to I2	I2 to I3	I3 to SF	Lap	
20	T	25.2755	21.8676	31.5607	16.1317	94.8355
	S	86.537	80.692	69.347	96.958	81.235
21	T	25.2809	22.1111	31.3299	16.0656	94.7875
	S	86.519	79.804	69.858	97.357	81.277
22	T	25.2186	21.8454	31.2122	16.0051	94.2813
	S	86.733	80.774	70.121	97.725	81.713
23	T	25.1867	21.9233	30.8733	16.0522	94.0355
	S	86.842	80.487	70.891	97.438	81.927
24	T	25.1160	21.8118	30.8708	15.9756	93.7742
	S	87.087	80.899	70.897	97.905	82.155
25	T	25.0493	21.6792	30.7550	15.9990	93.4825
	S	87.319	81.393	71.164	97.762	82.411
26	T	25.1225	21.6009	30.7888	15.9921	93.5043
	S	87.064	81.689	71.085	97.804	82.392
27	T	25.2190	21.6619	30.8415	15.9825	93.7049
	S	86.731	81.458	70.964	97.863	82.216
28	T	25.2131	21.7194	30.8543	15.9840	93.7708
	S	86.751	81.243	70.935	97.854	82.158
29	T	25.1687	21.7282	30.7553	15.9655	93.6177
	S	86.904	81.210	71.163	97.967	82.292
30	T	33.6555	32.1981			
	S	64.990	54.803			

Event: **Global MX-5 Cup at NJMP Thunderbolt**
Track: **New Jersey Motorsports Park**
Report: **Section Data Report**
Session: **Race 2**

Round 9 / 10
2.14 mile(s)

Global Mazda MX-5 Cup
October 11, 2020



Section Data for Car 33 - Bachoura, Alex

Lap	T/SF to I1	I1 to I2	I2 to I3	I3 to SF	Lap	
1	T	29.7623	23.3460	31.2742	15.9499	100.3324
	S	73.491	75.582	69.982	98.063	76.785
2	T	24.7860	21.8814	30.8848	15.8692	93.4214
	S	88.246	80.641	70.865	98.561	82.465
3	T	25.0324	22.0459	30.9091	15.7906	93.7780
	S	87.378	80.040	70.809	99.052	82.151
4	T	24.9479	21.7725	31.0192	15.8363	93.5759
	S	87.674	81.045	70.557	98.766	82.329
5	T	25.5609	21.9097	30.7017	15.9410	94.1133
	S	85.571	80.537	71.287	98.117	81.859
6	T	25.2472	22.1119	30.6827	16.0400	94.0818
	S	86.634	79.801	71.331	97.512	81.886
7	T	25.0681	22.2135	30.7211	15.8820	93.8847
	S	87.253	79.436	71.242	98.482	82.058
8	T	25.1340	21.8914	30.9084	16.0574	93.9912
	S	87.024	80.605	70.810	97.406	81.965
9	T	25.2482	21.7127	30.7523	15.9452	93.6584
	S	86.631	81.268	71.170	98.092	82.256
10	T	25.0989	21.9522	30.8901	16.0604	94.0016
	S	87.146	80.381	70.852	97.388	81.956
11	T	25.1446	21.7745	32.2659	16.2514	95.4364
	S	86.988	81.037	67.831	96.243	80.724
12	T	25.4156	22.3998	31.4309	16.3091	95.5554
	S	86.060	78.775	69.633	95.903	80.623
13	T	25.8530	22.5830	31.3037		114.4038
	S	84.604	78.136	69.916		67.340
14	T		22.6494	31.5428	16.4000	108.8507
	S		77.907	69.386	95.371	70.776
15	T	25.6883	22.4825	31.2279	16.2361	95.6348
	S	85.147	78.485	70.086	96.334	80.556
16	T	25.7567	22.6866	31.5656	16.4132	96.4221
	S	84.921	77.779	69.336	95.295	79.899
17	T	25.8334	22.4909	31.4797	16.7052	96.5092
	S	84.668	78.456	69.525	93.629	79.827
18	T	25.9028	22.4575	31.6191	16.6053	96.5847
	S	84.442	78.573	69.219	94.192	79.764
19	T	25.7460	22.5883	32.3279		448.7219
	S	84.956	78.118	67.701		17.169

Event: Global MX-5 Cup at NJMP Thunderbolt
Track: New Jersey Motorsports Park
Report: Section Data Report
Session: Race 2

Round 9 / 10
2.14 mile(s)

Global Mazda MX-5 Cup
October 11, 2020



Section Data for Car 38 - Williams, Dan (R)

Lap	T/SF to I1	I1 to I2	I2 to I3	I3 to SF	Lap	
1	T	28.8726	22.5214	31.1763	15.9995	98.5698
	S	75.756	78.350	70.202	97.759	78.158
2	T	25.0631	21.9049	30.7135	16.0798	93.7613
	S	87.271	80.555	71.260	97.271	82.166
3	T	24.7801	21.7850	31.0703	16.0551	93.6905
	S	88.267	80.998	70.441	97.420	82.228
4	T	25.8584	21.8946	31.0597	16.0421	94.8548
	S	84.587	80.593	70.465	97.499	81.219
5	T	25.5006	21.9630	30.6859	16.1178	94.2673
	S	85.773	80.342	71.324	97.041	81.725
6	T	25.8916	21.9745	30.8361	16.0519	94.7541
	S	84.478	80.300	70.976	97.440	81.305
7	T	25.2142	21.9707	30.7332	16.1066	94.0247
	S	86.748	80.314	71.214	97.109	81.936
8	T	25.9793	21.7147	30.9757	16.0495	94.7192
	S	84.193	81.260	70.657	97.454	81.335
9	T	25.0388	21.9649	31.0163	16.1057	94.1257
	S	87.355	80.335	70.564	97.114	81.848
10	T	25.0922	21.8914	31.0156	16.0713	94.0705
	S	87.169	80.605	70.566	97.322	81.896
11	T	25.1714	21.7469	31.3182	16.1077	94.3442
	S	86.895	81.140	69.884	97.102	81.658
12	T	25.7719	22.9553	32.1583	16.1131	96.9986
	S	84.870	76.869	68.058	97.070	79.424
13	T	25.3192	21.9243	31.0766	16.0761	94.3962
	S	86.388	80.484	70.427	97.293	81.613
14	T	25.2369	22.1184	31.5267	16.3550	95.2370
	S	86.670	79.777	69.422	95.634	80.893
15	T	25.6253	22.1099	31.2155	16.3034	95.2541
	S	85.356	79.808	70.114	95.936	80.878
16	T	25.5058	22.4385	31.2281	16.3512	95.5236
	S	85.756	78.639	70.085	95.656	80.650
17	T	25.4596	22.1815	31.3475	16.4224	95.4110
	S	85.912	79.550	69.819	95.241	80.745
18	T	25.7556	22.4351	32.4119	16.1889	96.7915
	S	84.924	78.651	67.526	96.615	79.594
19	T	25.6356	22.5093	31.7655	16.1199	96.0303
	S	85.322	78.392	68.900	97.029	80.225

Event: Global MX-5 Cup at NJMP Thunderbolt
Track: New Jersey Motorsports Park
Report: Section Data Report
Session: Race 2

Round 9 / 10
2.14 mile(s)

Global Mazda MX-5 Cup
October 11, 2020



Section Data for Car 38 - Williams, Dan (R)

Lap	T/SF to I1	I1 to I2	I2 to I3	I3 to SF	Lap	
20	T	25.7286	22.0872	31.5259	16.2448	95.5865
	S	85.013	79.890	69.423	96.283	80.597
21	T	25.7811	22.2869	31.7142	16.1724	95.9546
	S	84.840	79.174	69.011	96.714	80.288
22	T	25.6344	22.3517	31.5844	16.1072	95.6777
	S	85.326	78.945	69.295	97.105	80.520
23	T	25.3575	21.9129	30.9754	16.1453	94.3911
	S	86.257	80.525	70.657	96.876	81.618
24	T	25.2278	22.0083	31.0786	16.1131	94.4278
	S	86.701	80.176	70.423	97.070	81.586
25	T	25.3413	22.0800	31.0604	16.0530	94.5347
	S	86.313	79.916	70.464	97.433	81.494
26	T	25.5663	22.0424	30.8201	16.1551	94.5839
	S	85.553	80.052	71.013	96.817	81.451
27	T	24.9209	22.2241	31.0090	16.0628	94.2168
	S	87.769	79.398	70.581	97.373	81.769
28	T	25.1829	22.1757	31.7015	16.0054	95.0655
	S	86.855	79.571	69.039	97.723	81.039
29	T	25.2680	22.2028	30.8737	16.1796	94.5241
	S	86.563	79.474	70.890	96.671	81.503
30	T	28.9016				
	S	75.680				

Event: **Global MX-5 Cup at NJMP Thunderbolt**
Track: **New Jersey Motorsports Park**
Report: **Section Data Report**
Session: **Race 2**

Round 9 / 10
2.14 mile(s)

Global Mazda MX-5 Cup
October 11, 2020



Section Data for Car 5 - Wagner, Gresham

Lap	T/SF to I1	I1 to I2	I2 to I3	I3 to SF	Lap	
1	T	28.1155	21.9795	30.2191	15.9791	96.2932
	S	77.796	80.281	72.426	97.884	80.006
2	T	24.3778	21.3254	30.3005	15.7782	91.7819
	S	89.724	82.744	72.231	99.130	83.938
3	T	24.6430	21.6181	30.4847	15.9826	92.7284
	S	88.758	81.624	71.795	97.862	83.081
4	T	24.8176	21.4861	30.5098	15.8022	92.6157
	S	88.134	82.125	71.736	98.979	83.182
5	T	24.6933	21.5639	30.5084	15.9268	92.6924
	S	88.578	81.829	71.739	98.205	83.114
6	T	24.8536	21.5071	30.4626	15.9401	92.7634
	S	88.006	82.045	71.847	98.123	83.050
7	T	24.8860	21.6236	30.4676	15.9409	92.9181
	S	87.892	81.603	71.835	98.118	82.912
8	T	25.0455	21.6374	30.5069	15.9952	93.1850
	S	87.332	81.551	71.742	97.785	82.674
9	T	24.8296	21.6220	30.5938	15.9185	92.9639
	S	88.091	81.609	71.539	98.256	82.871
10	T	24.9221	21.5700	30.7292	15.9054	93.1267
	S	87.764	81.806	71.223	98.337	82.726
11	T	24.9264	21.7541	30.5114	16.1913	93.3832
	S	87.749	81.113	71.732	96.601	82.499
12	T	24.8001	21.6588	30.9587	16.1772	93.5948
	S	88.196	81.470	70.695	96.685	82.312
13	T	24.8005	21.6732	31.2783	16.1035	93.8555
	S	88.195	81.416	69.973	97.127	82.084
14	T	24.6961	21.7833	30.7522	16.1359	93.3675
	S	88.568	81.005	71.170	96.932	82.513
15	T	24.9111	21.6911	30.7383	16.1288	93.4693
	S	87.803	81.349	71.202	96.975	82.423
16	T	24.7998	21.7988	30.7759	16.1224	93.4969
	S	88.197	80.947	71.115	97.014	82.398
17	T	24.9107	21.7813	30.9767	16.0986	93.7673
	S	87.805	81.012	70.654	97.157	82.161
18	T	25.2301	21.9016	31.6045	16.0689	94.8051
	S	86.693	80.567	69.251	97.337	81.261
19	T	25.1285	22.0974	31.7432	16.1428	95.1119
	S	87.044	79.853	68.948	96.891	80.999

Event: Global MX-5 Cup at NJMP Thunderbolt
Track: New Jersey Motorsports Park
Report: Section Data Report
Session: Race 2

Round 9 / 10
2.14 mile(s)

Global Mazda MX-5 Cup
October 11, 2020



Section Data for Car 5 - Wagner, Gresham

Lap	T/SF to I1	I1 to I2	I2 to I3	I3 to SF	Lap	
20	T	25.1266	22.0548	31.4174	16.1135	94.7123
	S	87.050	80.007	69.663	97.067	81.341
21	T	25.2076	21.9529	31.5729	16.1549	94.8883
	S	86.770	80.379	69.320	96.818	81.190
22	T	25.1240	21.9851	31.3496	16.1458	94.6045
	S	87.059	80.261	69.814	96.873	81.434
23	T	25.1693	21.9841	30.8647	16.1146	94.1327
	S	86.902	80.265	70.911	97.060	81.842
24	T	24.8071	21.7606	30.7800	16.0431	93.3908
	S	88.171	81.089	71.106	97.493	82.492
25	T	24.8943	21.6157	30.5159	16.0880	93.1139
	S	87.862	81.633	71.721	97.221	82.737
26	T	24.8381	21.6830	30.5050	16.0685	93.0946
	S	88.061	81.379	71.747	97.339	82.755
27	T	24.7681	21.6832	30.5730	16.0352	93.0595
	S	88.310	81.378	71.587	97.541	82.786
28	T	24.9038	21.9479	30.7306	16.0689	93.6512
	S	87.829	80.397	71.220	97.337	82.263
29	T	24.9119	21.6903	30.6300	16.0034	93.2356
	S	87.800	81.352	71.454	97.735	82.629
30	T	39.1529	29.1216			
	S	55.865	60.592			

Event: Global MX-5 Cup at NJMP Thunderbolt
Track: New Jersey Motorsports Park
Report: Section Data Report
Session: Race 2

Round 9 / 10
2.14 mile(s)

Global Mazda MX-5 Cup
October 11, 2020



Section Data for Car 63 - Hixon, Bryan

Lap	T/SF to I1	I1 to I2	I2 to I3	I3 to SF	Lap	
1	T	30.0913	23.6860	31.7248	15.9590	101.4611
	S	72.688	74.497	68.988	98.007	75.931
2	T	24.9343	21.7792	30.7176	15.8325	93.2636
	S	87.721	81.020	71.250	98.790	82.605
3	T	25.1274	21.8364	31.0140	15.8236	93.8014
	S	87.047	80.808	70.569	98.845	82.131
4	T	24.9315	21.7470	30.8179	15.7933	93.2897
	S	87.731	81.140	71.018	99.035	82.581
5	T	26.2939	22.3340	31.2108	15.8402	95.6789
	S	83.186	79.007	70.124	98.742	80.519
6	T	25.0338	22.3656	31.0604	15.8830	94.3428
	S	87.373	78.896	70.464	98.476	81.660
7	T	25.2032	21.7136	31.0038	15.9925	93.9131
	S	86.786	81.265	70.593	97.802	82.033
8	T	24.9161	21.7939	30.8011	15.8313	93.3424
	S	87.786	80.965	71.057	98.797	82.535
9	T	25.1856	21.9821	30.9220	15.8196	93.9093
	S	86.846	80.272	70.779	98.870	82.037
10	T	25.2531	22.4161	30.8491	15.8015	94.3198
	S	86.614	78.718	70.947	98.984	81.680
11	T	25.0370	21.9536	31.2236	15.9219	94.1361
	S	87.362	80.376	70.096	98.235	81.839
12	T	25.5259	23.1944	31.9895	15.8906	96.6004
	S	85.688	76.076	68.417	98.429	79.751
13	T	25.5592	21.9919	31.1615	15.8670	94.5796
	S	85.577	80.236	70.235	98.575	81.455
14	T	25.3297	22.0032	32.0748	15.8593	95.2670
	S	86.352	80.195	68.235	98.623	80.867
15	T	25.9519	22.2155	31.5638	15.9265	95.6577
	S	84.282	79.429	69.340	98.207	80.537
16	T	25.6116	22.2879	31.9866	15.9055	95.7916
	S	85.402	79.171	68.424	98.336	80.425
17	T	25.4512	22.2998	31.4092	16.1015	95.2617
	S	85.940	79.128	69.681	97.139	80.872
18	T	25.3828	22.0580	31.8490	16.1500	95.4398
	S	86.171	79.996	68.719	96.848	80.721
19	T	25.5665	22.1402	31.9639	16.1470	95.8176
	S	85.552	79.699	68.472	96.866	80.403

Event: Global MX-5 Cup at NJMP Thunderbolt
Track: New Jersey Motorsports Park
Report: Section Data Report
Session: Race 2

Round 9 / 10
2.14 mile(s)

Global Mazda MX-5 Cup
October 11, 2020



Section Data for Car 63 - Hixon, Bryan

Lap	T/SF to I1	I1 to I2	I2 to I3	I3 to SF	Lap	
20	T	25.5832	22.2345	31.8460	16.0715	95.7352
	S	85.496	79.361	68.726	97.321	80.472
21	T	25.4534	22.0727	31.6285	16.0732	95.2278
	S	85.932	79.942	69.198	97.310	80.901
22	T	26.2710	22.7136	31.2889	15.9442	96.2177
	S	83.258	77.687	69.949	98.098	80.068
23	T	25.1288	22.3374	31.2075	16.0437	94.7174
	S	87.042	78.995	70.132	97.489	81.337
24	T	25.4182	22.0818	31.0087	15.9736	94.4823
	S	86.051	79.909	70.581	97.917	81.539
25	T	25.4353	22.1304	30.8410	15.9117	94.3184
	S	85.994	79.734	70.965	98.298	81.681
26	T	25.1149	22.0409	30.9745	15.9042	94.0345
	S	87.091	80.058	70.659	98.345	81.927
27	T	25.4059	22.4096	30.8837	15.9590	94.6582
	S	86.093	78.741	70.867	98.007	81.388
28	T	25.3212	22.0256	30.8210	15.9842	94.1520
	S	86.381	80.113	71.011	97.852	81.825
29	T	25.2791	22.2723	31.1788	16.0174	94.7476
	S	86.525	79.226	70.196	97.649	81.311
30	T	29.6042				
	S	73.884				

Event: Global MX-5 Cup at NJMP Thunderbolt
Track: New Jersey Motorsports Park
Report: Section Data Report
Session: Race 2

Round 9 / 10
2.14 mile(s)

Global Mazda MX-5 Cup
October 11, 2020



Section Data for Car 67 - Conway, Kevin (R)

Lap	T/SF to I1	I1 to I2	I2 to I3	I3 to SF	Lap	
1	T	29.2946	22.4382	31.1134	15.8086	98.6548
	S	74.665	78.640	70.344	98.939	78.090
2	T	25.2552	22.1074	30.8883	15.8170	94.0679
	S	86.607	79.817	70.856	98.887	81.898
3	T	24.9208	21.7178	30.8300	15.7328	93.2014
	S	87.769	81.249	70.990	99.416	82.660
4	T	25.2270	21.7450	30.7167	15.9572	93.6459
	S	86.704	81.147	71.252	98.018	82.267
5	T	25.1998	21.7275	30.9824	16.0197	93.9294
	S	86.797	81.213	70.641	97.635	82.019
6	T	25.4142	21.8894	31.0700	16.0238	94.3974
	S	86.065	80.612	70.442	97.610	81.612
7	T	25.2758	21.8447	30.8129	16.0025	93.9359
	S	86.536	80.777	71.030	97.740	82.013
8	T	25.2494	21.7523	30.8232	15.9922	93.8171
	S	86.627	81.120	71.006	97.803	82.117
9	T	25.0553	21.8568	31.0352	15.9287	93.8760
	S	87.298	80.732	70.521	98.193	82.066
10	T	25.5069	21.8363	30.9695	16.1376	94.4503
	S	85.752	80.808	70.671	96.922	81.567
11	T	25.1055	21.8371	31.3694	16.0850	94.3970
	S	87.123	80.805	69.770	97.239	81.613
12	T	25.4575	22.1715	31.9901	16.0580	95.6771
	S	85.919	79.586	68.416	97.403	80.521
13	T	25.3998	22.1368	31.6254	16.0249	95.1869
	S	86.114	79.711	69.205	97.604	80.936
14	T	25.4959	21.9806	31.2402	15.9867	94.7034
	S	85.789	80.277	70.058	97.837	81.349
15	T	25.7364	22.1519	31.1305	15.9154	94.9342
	S	84.988	79.657	70.305	98.275	81.151
16	T	25.5275	22.1380	31.2792	15.9678	94.9125
	S	85.683	79.707	69.971	97.953	81.169
17	T	25.4330	22.0066	31.2562	16.0940	94.7898
	S	86.001	80.183	70.022	97.185	81.275
18	T	25.4233	22.3231	31.6712	16.1383	95.5559
	S	86.034	79.046	69.105	96.918	80.623
19	T	25.7210	22.3706	31.7378	16.1675	95.9969
	S	85.038	78.878	68.960	96.743	80.253

Event: Global MX-5 Cup at NJMP Thunderbolt
Track: New Jersey Motorsports Park
Report: Section Data Report
Session: Race 2

Round 9 / 10
2.14 mile(s)

Global Mazda MX-5 Cup
October 11, 2020



Section Data for Car 67 - Conway, Kevin (R)

Lap	T/SF to I1	I1 to I2	I2 to I3	I3 to SF	Lap	
20	T	25.8178	22.3104	31.8021	15.9972	95.9275
	S	84.720	79.091	68.820	97.773	80.311
21	T	25.8916	22.4565	31.7579	16.0348	96.1408
	S	84.478	78.576	68.916	97.544	80.132
22	T	26.4135	22.6762	31.7245	16.0463	96.8605
	S	82.809	77.815	68.989	97.474	79.537
23	T	25.5956	22.2509	31.2869	16.0385	95.1719
	S	85.455	79.302	69.954	97.521	80.948
24	T	25.4436	21.9667	31.1718	15.9474	94.5295
	S	85.966	80.328	70.212	98.078	81.498
25	T	25.4505	22.0805	31.0564	15.9619	94.5493
	S	85.942	79.914	70.473	97.989	81.481
26	T	25.3234	21.9435	31.0552	15.9840	94.3061
	S	86.374	80.413	70.476	97.854	81.691
27	T	25.4205	21.9895	31.0299	15.9544	94.3943
	S	86.044	80.245	70.533	98.035	81.615
28	T	25.3935	21.7798	30.8554	15.9571	93.9858
	S	86.135	81.018	70.932	98.018	81.970
29	T	25.4549	22.2571	31.1778	15.9443	94.8341
	S	85.927	79.280	70.199	98.097	81.237
30	T	27.2503				
	S	80.266				

Event: Global MX-5 Cup at NJMP Thunderbolt
Track: New Jersey Motorsports Park
Report: Section Data Report
Session: Race 2

Round 9 / 10
2.14 mile(s)

Global Mazda MX-5 Cup
October 11, 2020



Section Data for Car 68 - Geesbreght, John (R)

Lap	T/SF to I1	I1 to I2	I2 to I3	I3 to SF	Lap	
1	T	29.3963	23.7701	31.6783	16.3011	101.1458
	S	74.406	74.234	69.089	95.950	76.167
2	T	25.2198	21.9746	30.9788	16.3035	94.4767
	S	86.728	80.299	70.649	95.936	81.544
3	T	24.9929	22.3440	31.0261	16.3908	94.7538
	S	87.516	78.972	70.542	95.425	81.305
4	T	24.9743	21.8848	30.6609	16.4187	93.9387
	S	87.581	80.629	71.382	95.263	82.011
5	T	26.0437	21.7922	31.0059	16.3333	95.1751
	S	83.985	80.971	70.588	95.761	80.946
6	T	24.9126	21.8086	30.8401	16.3999	93.9612
	S	87.798	80.911	70.967	95.372	81.991
7	T	24.9746	21.6965	30.8685	16.3409	93.8805
	S	87.580	81.329	70.902	95.716	82.062
8	T	24.9411	21.7862	30.8895	16.3739	93.9907
	S	87.698	80.994	70.854	95.523	81.966
9	T	24.9129	22.2835	31.0929	16.4965	94.7858
	S	87.797	79.186	70.390	94.814	81.278
10	T	24.9401	22.0324	30.8618	16.3913	94.2256
	S	87.701	80.089	70.917	95.422	81.761
11	T	25.2677	21.8803	31.2308	16.4495	94.8283
	S	86.564	80.645	70.079	95.084	81.242
12	T	25.6150	22.0919	31.6497	16.4706	95.8272
	S	85.390	79.873	69.152	94.963	80.395
13	T	25.5544	22.2306	31.2582	16.5589	95.6021
	S	85.593	79.375	70.018	94.456	80.584
14	T	25.4002	22.2884	31.3194	16.4739	95.4819
	S	86.112	79.169	69.881	94.944	80.685
15	T	25.8537	22.7119	32.2060	16.3066	97.0782
	S	84.602	77.693	67.957	95.918	79.359
16	T	25.1638	22.3598	31.3255	16.5056	95.3547
	S	86.921	78.916	69.868	94.761	80.793
17	T	25.3238	22.1685	31.1499	16.4483	95.0905
	S	86.372	79.597	70.261	95.091	81.018
18	T	25.3518	22.3472	31.5295	16.5079	95.7364
	S	86.277	78.960	69.416	94.748	80.471
19	T	25.6476	22.3517	31.6523	16.5025	96.1541
	S	85.282	78.945	69.146	94.779	80.121

Event: Global MX-5 Cup at NJMP Thunderbolt
Track: New Jersey Motorsports Park
Report: Section Data Report
Session: Race 2

Round 9 / 10
2.14 mile(s)

Global Mazda MX-5 Cup
October 11, 2020



Section Data for Car 68 - Geesbreght, John (R)

Lap	T/SF to I1	I1 to I2	I2 to I3	I3 to SF	Lap	
20	T	25.3761	23.6885	32.1068	16.5222	97.6936
	S	86.194	74.490	68.167	94.666	78.859
21	T	25.5621	22.5189	31.8077	16.5574	96.4461
	S	85.567	78.358	68.808	94.465	79.879
22	T	25.9764	22.5034	32.0105	16.4722	96.9625
	S	84.202	78.412	68.372	94.953	79.453
23	T	25.6412	22.3061	31.8220	16.4657	96.2350
	S	85.303	79.106	68.777	94.991	80.054
24	T	25.1011	22.3185	30.9419	16.5933	94.9548
	S	87.139	79.062	70.734	94.260	81.133
25	T	26.6929	22.8354	31.5934	16.5366	97.6583
	S	81.942	77.272	69.275	94.584	78.887
26	T	25.6365	22.2707	31.3148	16.5382	95.7602
	S	85.319	79.232	69.891	94.574	80.451
27	T	25.9845	22.3979	31.4323	16.5957	96.4104
	S	84.176	78.782	69.630	94.247	79.908
28	T	25.4943	22.3441	31.3102	16.5069	95.6555
	S	85.795	78.971	69.902	94.754	80.539
29	T	25.4948	22.3753	31.2426	16.5277	95.6404
	S	85.793	78.861	70.053	94.635	80.552

Event: **Global MX-5 Cup at NJMP Thunderbolt**
Track: **New Jersey Motorsports Park**
Report: **Section Data Report**
Session: **Race 2**

Round 9 / 10
2.14 mile(s)

Global Mazda MX-5 Cup
October 11, 2020



Section Data for Car 76 - Dirks, Matthew (R)

Lap	T/SF to I1	I1 to I2	I2 to I3	I3 to SF	Lap	
1	T	29.3839	23.1542	31.8421	15.9773	100.3575
	S	74.438	76.208	68.734	97.895	76.766
2	T	24.8934	21.7725	30.7559	15.7851	93.2069
	S	87.866	81.045	71.162	99.087	82.655
3	T	24.9805	21.8782	31.1646	15.7454	93.7687
	S	87.559	80.653	70.228	99.336	82.160
4	T	24.7895	22.0017	31.0004	15.7958	93.5874
	S	88.234	80.200	70.600	99.019	82.319
5	T	26.3866	22.3641	30.7154	15.9773	95.4434
	S	82.893	78.901	71.255	97.895	80.718
6	T	24.8493	21.4768	30.8451	15.8603	93.0315
	S	88.022	82.161	70.956	98.617	82.811
7	T	24.9444	21.5484	30.5450	15.9907	93.0285
	S	87.686	81.888	71.653	97.813	82.813
8	T	24.8075	21.5592	30.9720	15.8916	93.2303
	S	88.170	81.847	70.665	98.422	82.634
9	T	24.9344	21.8492	31.4417	15.8295	94.0548
	S	87.721	80.760	69.609	98.809	81.910
10	T	25.2238	21.8895	30.9803	15.9764	94.0700
	S	86.715	80.612	70.646	97.900	81.896
11	T	25.3233	21.7866	42.8849	16.2089	106.2037
	S	86.374	80.992	51.035	96.496	72.540
12	T	25.3006	21.8553	31.2724	16.1164	94.5447
	S	86.451	80.738	69.986	97.050	81.485
13	T	25.0779	21.8324	31.1858	16.0992	94.1953
	S	87.219	80.822	70.181	97.153	81.788
14	T	24.9385	21.7175	31.1184	15.9427	93.7171
	S	87.707	81.250	70.333	98.107	82.205
15	T	25.7667	22.3952	31.8934	16.1352	96.1905
	S	84.888	78.791	68.623	96.937	80.091
16	T	25.1804	21.8475	30.9949	16.1365	94.1593
	S	86.864	80.766	70.613	96.929	81.819
17	T	25.1648	21.8597	31.2366	16.0933	94.3544
	S	86.918	80.721	70.066	97.189	81.650
18	T	25.0333	21.9763	31.3577	15.9132	94.2805
	S	87.375	80.293	69.796	98.289	81.714
19	T	25.5276	22.5122	31.4849	16.0455	95.5702
	S	85.683	78.382	69.514	97.478	80.611

Event: Global MX-5 Cup at NJMP Thunderbolt
Track: New Jersey Motorsports Park
Report: Section Data Report
Session: Race 2

Round 9 / 10
2.14 mile(s)

Global Mazda MX-5 Cup
October 11, 2020



Section Data for Car 76 - Dirks, Matthew (R)

Lap	T/SF to I1	I1 to I2	I2 to I3	I3 to SF	Lap	
20	T	25.3141	21.9396	31.8379	15.8997	94.9913
	S	86.405	80.427	68.743	98.372	81.102
21	T	25.3029	21.8161	31.5765	15.9348	94.6303
	S	86.444	80.883	69.312	98.156	81.412
22	T	25.7504	21.8785	31.3642	16.1261	95.1192
	S	84.941	80.652	69.781	96.991	80.993
23	T	25.3250	22.0290	31.2292	15.9961	94.5793
	S	86.368	80.101	70.083	97.780	81.455
24	T	25.0805	21.9144	31.2352	16.1215	94.3516
	S	87.210	80.520	70.070	97.019	81.652
25	T	25.4266	21.8960	31.0876	15.9682	94.3784
	S	86.023	80.588	70.402	97.950	81.629
26	T	25.1614	21.7280	30.9045	15.9738	93.7677
	S	86.930	81.211	70.819	97.916	82.160
27	T	25.1033	21.8373	31.0384	16.0129	93.9919
	S	87.131	80.804	70.514	97.677	81.965
28	T	25.0718	21.6241	31.0305	15.8597	93.5861
	S	87.240	81.601	70.532	98.620	82.320
29	T	25.1383	22.0243	31.3914	15.9454	94.4994
	S	87.010	80.118	69.721	98.090	81.524
30	T	27.8309				
	S	78.592				

Event: **Global MX-5 Cup at NJMP Thunderbolt**
Track: **New Jersey Motorsports Park**
Report: **Section Data Report**
Session: **Race 2**

Round 9 / 10
2.14 mile(s)

Global Mazda MX-5 Cup
October 11, 2020



Section Data for Car 77 - Oxner, Luke

Lap	T/SF to I1	I1 to I2	I2 to I3	I3 to SF	Lap	
1	T	28.6766	22.6876	30.8817	15.8533	98.0992
	S	76.274	77.776	70.872	98.660	78.533
2	T	24.8423	21.5955	30.4717	15.9152	92.8247
	S	88.046	81.709	71.825	98.277	82.995
3	T	25.3053	21.6834	30.7261	15.8241	93.5389
	S	86.435	81.378	71.231	98.842	82.361
4	T	24.8617	21.4153	30.8551	15.8941	93.0262
	S	87.978	82.396	70.933	98.407	82.815
5	T	24.5999	21.4957	30.5933	15.8968	92.5857
	S	88.914	82.088	71.540	98.390	83.209
6	T	24.8431	21.6006	30.6812	15.9003	93.0252
	S	88.043	81.690	71.335	98.369	82.816
7	T	24.6788	21.4274	30.5661	15.8362	92.5085
	S	88.630	82.350	71.603	98.767	83.279
8	T	24.9892	21.7049	30.7728	15.8901	93.3570
	S	87.529	81.297	71.122	98.432	82.522
9	T	24.8120	21.6117	30.7571	15.8839	93.0647
	S	88.154	81.648	71.159	98.470	82.781
10	T	24.7985	21.4894	30.7432	15.9089	92.9400
	S	88.202	82.112	71.191	98.315	82.892
11	T	24.8272	21.6663	30.9917	15.9575	93.4427
	S	88.100	81.442	70.620	98.016	82.446
12	T	24.9385	21.6543	31.0365	15.9428	93.5721
	S	87.707	81.487	70.518	98.106	82.332
13	T	24.9712	21.6632	31.1148	15.9695	93.7187
	S	87.592	81.454	70.341	97.942	82.203
14	T	24.8578	21.7447	31.0956	15.9825	93.6806
	S	87.991	81.148	70.384	97.863	82.237
15	T	24.8116	21.6772	30.9039	15.9208	93.3135
	S	88.155	81.401	70.821	98.242	82.560
16	T	26.2575	22.5634	31.1627	15.9845	95.9681
	S	83.301	78.204	70.233	97.850	80.277
17	T	25.1582	21.7947	31.1613	16.0015	94.1157
	S	86.941	80.962	70.236	97.747	81.857
18	T	25.2075	22.0257	31.3682	16.0227	94.6241
	S	86.771	80.113	69.772	97.617	81.417
19	T	25.3933	22.0520	31.7914	16.0233	95.2600
	S	86.136	80.017	68.844	97.614	80.873

Event: Global MX-5 Cup at NJMP Thunderbolt
Track: New Jersey Motorsports Park
Report: Section Data Report
Session: Race 2

Round 9 / 10
2.14 mile(s)

Global Mazda MX-5 Cup
October 11, 2020



Section Data for Car 77 - Oxner, Luke

Lap	T/SF to I1	I1 to I2	I2 to I3	I3 to SF	Lap	
20	T	26.5342	22.0022	31.4468	16.0343	96.0175
	S	82.432	80.199	69.598	97.547	80.235
21	T	25.4026	22.2360	31.4564	15.9716	95.0666
	S	86.104	79.355	69.577	97.930	81.038
22	T	25.8442	22.0343	31.3506	16.0177	95.2468
	S	84.633	80.082	69.812	97.648	80.885
23	T	25.6531	22.0648	31.4262	15.9546	95.0987
	S	85.263	79.971	69.644	98.034	81.011
24	T	25.7286	22.1360	31.2587	15.9324	95.0557
	S	85.013	79.714	70.017	98.170	81.047
25	T	25.3983	22.3886	31.0057	16.1634	94.9560
	S	86.119	78.814	70.588	96.767	81.132
26	T	25.1475	21.8457	30.7012	16.0941	93.7885
	S	86.978	80.773	71.288	97.184	82.142
27	T	24.9956	21.6137	30.7038	16.1038	93.4169
	S	87.506	81.640	71.282	97.126	82.469
28	T	24.9884	22.0413	30.8918	16.0569	93.9784
	S	87.532	80.056	70.848	97.409	81.976
29	T	26.7585	22.1925	30.9154	15.9338	95.8002
	S	81.741	79.511	70.794	98.162	80.417
30	T	30.5178	26.8983			
	S	71.672	65.601			

Event: Global MX-5 Cup at NJMP Thunderbolt
Track: New Jersey Motorsports Park
Report: Section Data Report
Session: Race 2

Round 9 / 10
2.14 mile(s)

Global Mazda MX-5 Cup
October 11, 2020



Section Data for Car 87 - Rollan, Selin

Lap	T/SF to I1	I1 to I2	I2 to I3	I3 to SF	Lap	
1	T	28.2121	21.9077	30.4024	15.8660	96.3882
	S	77.530	80.545	71.989	98.581	79.927
2	T	24.6066	21.4732	30.1712	15.8594	92.1104
	S	88.890	82.174	72.541	98.622	83.639
3	T	24.5405	21.4892	30.3856	15.8156	92.2309
	S	89.129	82.113	72.029	98.895	83.529
4	T	24.8699	21.4073	30.5830	15.8035	92.6637
	S	87.949	82.427	71.564	98.971	83.139
5	T	24.7177	21.5119	30.7077	15.9306	92.8679
	S	88.490	82.026	71.273	98.182	82.957
6	T	24.7578	21.6569	30.5211	15.9291	92.8649
	S	88.347	81.477	71.709	98.191	82.959
7	T	24.7384	21.4819	30.5947	15.8935	92.7085
	S	88.416	82.141	71.536	98.411	83.099
8	T	25.0278	21.5663	30.6342	15.8971	93.1254
	S	87.394	81.820	71.444	98.388	82.727
9	T	24.8878	21.5488	30.7163	15.9088	93.0617
	S	87.885	81.886	71.253	98.316	82.784
10	T	24.8954	21.5633	30.7815	15.9143	93.1545
	S	87.859	81.831	71.102	98.282	82.701
11	T	25.0162	21.6737	30.8555	15.9206	93.4660
	S	87.434	81.414	70.932	98.243	82.426
12	T	24.9386	21.6378	31.0311	15.9997	93.6072
	S	87.706	81.549	70.530	97.758	82.301
13	T	24.8779	21.6757	31.3223	15.9663	93.8422
	S	87.920	81.407	69.875	97.962	82.095
14	T	24.9352	21.6432	30.9590	15.9057	93.4431
	S	87.718	81.529	70.695	98.335	82.446
15	T	24.9505	21.6748	31.0166	15.9775	93.6194
	S	87.664	81.410	70.563	97.893	82.291
16	T	24.9342	21.6605	31.0887	16.0157	93.6991
	S	87.722	81.464	70.400	97.660	82.221
17	T	25.0241	21.7429	31.0710	16.0044	93.8424
	S	87.407	81.155	70.440	97.729	82.095
18	T	25.1314	21.8277	31.5981	16.0256	94.5828
	S	87.033	80.840	69.265	97.600	81.452
19	T	25.0890	22.1046	31.4935	16.0486	94.7357
	S	87.181	79.827	69.495	97.460	81.321

Event: Global MX-5 Cup at NJMP Thunderbolt
Track: New Jersey Motorsports Park
Report: Section Data Report
Session: Race 2

Round 9 / 10
2.14 mile(s)

Global Mazda MX-5 Cup
October 11, 2020



Section Data for Car 87 - Rollan, Selin

Lap	T/SF to I1	I1 to I2	I2 to I3	I3 to SF	Lap	
20	T	25.1666	21.9566	31.6754	15.9516	94.7502
	S	86.912	80.365	69.096	98.052	81.309
21	T	25.3146	22.2890	31.5988	16.0313	95.2337
	S	86.404	79.167	69.263	97.565	80.896
22	T	25.3454	22.4096	31.4097	16.1305	95.2952
	S	86.299	78.741	69.680	96.965	80.844
23	T	25.4293	21.9793	30.9592	16.0240	94.3918
	S	86.014	80.282	70.694	97.609	81.617
24	T	25.4674	21.8761	31.0085	15.8856	94.2376
	S	85.885	80.661	70.582	98.460	81.751
25	T	25.0648	21.7638	30.8856	15.9315	93.6457
	S	87.265	81.077	70.863	98.176	82.268
26	T	25.1132	21.7478	30.7926	15.8908	93.5444
	S	87.097	81.137	71.077	98.427	82.357
27	T	24.8277	21.7661	30.6274	15.9108	93.1320
	S	88.098	81.069	71.460	98.304	82.721
28	T	25.0128	21.8701	30.7469	15.9554	93.5852
	S	87.446	80.683	71.182	98.029	82.321
29	T	24.9750	21.8070	30.9065	15.9036	93.5921
	S	87.578	80.916	70.815	98.348	82.315
30	T	33.6634	25.5860			
	S	64.975	68.965			

Event: Global MX-5 Cup at NJMP Thunderbolt
Track: New Jersey Motorsports Park
Report: Section Data Report
Session: Race 2

Round 9 / 10
2.14 mile(s)



Global Mazda MX-5 Cup
October 11, 2020

Section Data for Car 9 - Piscitell, Justin

Lap	T/SF to I1	I1 to I2	I2 to I3	I3 to SF	Lap	
1	T	28.5793	22.4833	30.7897	15.7693	97.6216
	S	76.533	78.482	71.083	99.186	78.917
2	T	25.0022	21.5118	30.2957	15.7746	92.5843
	S	87.483	82.027	72.242	99.152	83.211
3	T	26.0149	21.6446	30.5515	15.7851	93.9961
	S	84.078	81.524	71.638	99.087	81.961
4	T	25.0135	21.5411	30.4775	15.9559	92.9880
	S	87.444	81.915	71.812	98.026	82.849
5	T	24.7898	21.5702	30.4795	15.8964	92.7359
	S	88.233	81.805	71.807	98.393	83.075
6	T	24.9519	21.5138	30.6155	15.8225	92.9037
	S	87.660	82.019	71.488	98.852	82.925
7	T	24.6769	21.6034	30.5250	15.8318	92.6371
	S	88.636	81.679	71.700	98.794	83.163
8	T	25.0551	21.8283	30.4752	15.9422	93.3008
	S	87.299	80.838	71.817	98.110	82.572
9	T	24.9036	21.6307	30.5877	15.9287	93.0507
	S	87.830	81.576	71.553	98.193	82.794
10	T	24.8116	21.5158	30.7117	15.9082	92.9473
	S	88.155	82.012	71.264	98.320	82.886
11	T	24.8974	21.7856	30.8015	15.9662	93.4507
	S	87.851	80.996	71.056	97.963	82.439
12	T	25.0427	21.6961	30.8647	16.0302	93.6337
	S	87.342	81.330	70.911	97.572	82.278
13	T	25.0100	21.6601	30.9858	15.9143	93.5702
	S	87.456	81.465	70.634	98.282	82.334
14	T	25.0493	21.7301	30.8493	15.9023	93.5310
	S	87.319	81.203	70.946	98.356	82.368
15	T	24.8696	21.7674	30.9801	15.9080	93.5251
	S	87.950	81.064	70.647	98.321	82.374
16	T	26.5309	22.9112	31.2973	15.9583	96.6977
	S	82.442	77.017	69.931	98.011	79.671
17	T	25.2748	21.8763	30.9344	15.9404	94.0259
	S	86.540	80.660	70.751	98.121	81.935
18	T	25.3915	22.0632	31.3652	16.0180	94.8379
	S	86.142	79.977	69.779	97.646	81.233
19	T	25.4550	21.9207	31.6791	15.9096	94.9644
	S	85.927	80.497	69.088	98.311	81.125

Event: Global MX-5 Cup at NJMP Thunderbolt
Track: New Jersey Motorsports Park
Report: Section Data Report
Session: Race 2

Round 9 / 10
2.14 mile(s)

Global Mazda MX-5 Cup
October 11, 2020



Section Data for Car 9 - Piscitell, Justin

Lap	T/SF to I1	I1 to I2	I2 to I3	I3 to SF	Lap	
20	T	25.6759	22.0484	31.4351	16.1398	95.2992
	S	85.188	80.031	69.624	96.909	80.840
21	T	25.7998	22.1079	31.3037	16.0697	95.2811
	S	84.779	79.815	69.916	97.332	80.855
22	T	25.7104	22.1335	31.2983	16.1671	95.3093
	S	85.073	79.723	69.928	96.745	80.832
23	T	25.7535	22.0755	31.1621	16.2224	95.2135
	S	84.931	79.932	70.234	96.416	80.913
24	T	25.7638	22.1367	30.9313	16.1400	94.9718
	S	84.897	79.711	70.758	96.908	81.119
25	T	25.5064	22.7211	31.2590	16.0106	95.4971
	S	85.754	77.661	70.016	97.691	80.673
26	T	25.3114	21.8006	30.7685	15.9432	93.8237
	S	86.415	80.940	71.132	98.104	82.111
27	T	25.1031	21.6046	30.8937	15.8934	93.4948
	S	87.132	81.675	70.844	98.411	82.400
28	T	24.9297	21.9300	31.0157	15.8770	93.7524
	S	87.738	80.463	70.565	98.513	82.174
29	T	26.1912	22.1704	30.9734	16.0792	95.4142
	S	83.512	79.590	70.662	97.274	80.743
30	T	31.5197	30.2795			
	S	69.394	58.275			

Event: **Global MX-5 Cup at NJMP Thunderbolt**
Track: **New Jersey Motorsports Park**
Report: **Section Data Report**
Session: **Race 2**

Round 9 / 10
2.14 mile(s)

Global Mazda MX-5 Cup
October 11, 2020



Section Data for Car 96 - Thomas, Jared (R)

Lap	T/SF to I1	I1 to I2	I2 to I3	I3 to SF	Lap	
1	T	28.7015	22.4953	30.6565	15.9081	97.7614
	S	76.208	78.441	71.392	98.320	78.804
2	T	24.7339	21.5610	30.3689	15.9299	92.5937
	S	88.432	81.840	72.068	98.186	83.202
3	T	25.4164	21.7766	30.4818	15.9670	93.6418
	S	86.058	81.029	71.801	97.958	82.271
4	T	24.6843	21.4672	30.4058	16.0472	92.6045
	S	88.610	82.197	71.981	97.468	83.193
5	T	24.8015	21.7470	30.4354	16.0231	93.0070
	S	88.191	81.140	71.911	97.615	82.832
6	T	24.6688	21.6160	30.4073	16.0418	92.7339
	S	88.666	81.631	71.977	97.501	83.076
7	T	24.7669	21.6418	30.4790	16.0266	92.9143
	S	88.314	81.534	71.808	97.593	82.915
8	T	24.8235	21.6331	30.6417	15.9921	93.0904
	S	88.113	81.567	71.427	97.804	82.758
9	T	24.7150	21.7459	30.5187	16.0323	93.0119
	S	88.500	81.144	71.715	97.559	82.828
10	T	24.7118	21.8509	30.5900	16.0388	93.1915
	S	88.511	80.754	71.547	97.519	82.668
11	T	24.8501	21.5988	30.5965	16.0261	93.0715
	S	88.019	81.696	71.532	97.596	82.775
12	T	24.9290	21.6600	30.8627	16.0788	93.5305
	S	87.740	81.466	70.915	97.277	82.369
13	T	24.8548	21.9900	31.1587	16.0414	94.0449
	S	88.002	80.243	70.242	97.503	81.918
14	T	24.7255	21.8489	30.7477	16.0070	93.3291
	S	88.462	80.761	71.180	97.713	82.547
15	T	24.9006	21.7984	30.9502	16.1117	93.7609
	S	87.840	80.948	70.715	97.078	82.166
16	T	26.7858	23.2834	31.6111	16.1679	97.8482
	S	81.658	75.786	69.236	96.741	78.734
17	T	24.9453	21.7776	30.9244	15.9052	93.5525
	S	87.683	81.026	70.774	98.338	82.349
18	T	25.3876	21.9940	31.5974	15.9635	94.9425
	S	86.155	80.228	69.266	97.979	81.144
19	T	25.4921	22.0668	31.4357	15.8518	94.8464
	S	85.802	79.964	69.623	98.670	81.226

Event: Global MX-5 Cup at NJMP Thunderbolt
Track: New Jersey Motorsports Park
Report: Section Data Report
Session: Race 2

Round 9 / 10
2.14 mile(s)

Global Mazda MX-5 Cup
October 11, 2020



Section Data for Car 96 - Thomas, Jared (R)

Lap	T/SF to I1	I1 to I2	I2 to I3	I3 to SF	Lap	
20	T	25.9637	21.9758	31.2803	15.8955	95.1153
	S	84.243	80.295	69.969	98.398	80.996
21	T	25.4514	22.1572	31.3328	15.9865	94.9279
	S	85.939	79.638	69.851	97.838	81.156
22	T	52.8853	22.7024	31.1875	16.0321	122.8073
	S	41.359	77.725	70.177	97.560	62.732
23	T	25.0876	21.9837	30.9936	15.9540	94.0189
	S	87.185	80.266	70.616	98.038	81.941
24	T	25.1772	21.9943	30.6464	15.8840	93.7019
	S	86.875	80.227	71.416	98.470	82.218
25	T	25.0429	22.0270	31.1584	15.8702	94.0985
	S	87.341	80.108	70.242	98.555	81.872
26	T	24.8808	22.2377	30.5922	15.8207	93.5314
	S	87.910	79.349	71.542	98.864	82.368
27	T	25.3716	22.3803	31.0601	15.8875	94.6995
	S	86.209	78.844	70.465	98.448	81.352
28	T	25.4479	22.3845	31.4640	16.0106	95.3070
	S	85.951	78.829	69.560	97.691	80.834
29	T	25.0398	22.0035	30.5735	15.8872	93.5040
	S	87.352	80.194	71.586	98.450	82.392
30	T	26.7207				
	S	81.857				

Event: Global MX-5 Cup at NJMP Thunderbolt
Track: New Jersey Motorsports Park
Report: Section Data Report
Session: Race 2

Round 9 / 10
2.14 mile(s)

Global Mazda MX-5 Cup
October 11, 2020



Section Data for Car 98 - Robillard, Jackson

Lap	T/SF to I1	I1 to I2	I2 to I3	I3 to SF	Lap	
1	T	29.7551	23.1267	31.0933	15.9862	99.9613
	S	73.509	76.299	70.389	97.840	77.070
2	T	24.9803	21.9941	30.7038	15.9947	93.6729
	S	87.560	80.228	71.282	97.788	82.244
3	T	24.8312	21.9991	30.7123	15.9339	93.4765
	S	88.086	80.210	71.263	98.161	82.416
4	T	25.0842	21.8633	31.1248	15.9514	94.0237
	S	87.197	80.708	70.318	98.054	81.937
5	T	26.5736	22.8229	30.8746	15.9598	96.2309
	S	82.310	77.315	70.888	98.002	80.057
6	T	25.1143	21.8092	30.4700	15.9912	93.3847
	S	87.093	80.908	71.829	97.809	82.497
7	T	25.0204	21.8061	30.6518	15.9586	93.4369
	S	87.420	80.920	71.403	98.009	82.451
8	T	26.1493	21.9135	30.7094	15.9017	94.6739
	S	83.646	80.523	71.269	98.360	81.374
9	T	25.5305	22.0175	30.6342	15.9247	94.1069
	S	85.673	80.143	71.444	98.218	81.864
10	T	25.4184	21.8471	30.9778	16.0862	94.3295
	S	86.051	80.768	70.652	97.232	81.671
11	T	25.1932	21.8683	31.1345	15.9699	94.1659
	S	86.820	80.690	70.296	97.940	81.813
12	T	25.4795	22.9721	31.2212	16.2719	95.9447
	S	85.844	76.813	70.101	96.122	80.296
13	T	25.5308	22.1777	31.2209	16.1924	95.1218
	S	85.672	79.564	70.102	96.594	80.991
14	T	25.1917	22.1513	32.0095	16.1601	95.5126
	S	86.825	79.659	68.375	96.787	80.660
15	T	25.9748	22.2320	31.4025	16.1606	95.7699
	S	84.207	79.370	69.696	96.784	80.443
16	T	25.5407	22.3089	31.7604	16.2364	95.8464
	S	85.639	79.096	68.911	96.332	80.379
17	T	26.0005	22.3605	31.4667	16.2447	96.0724
	S	84.124	78.914	69.554	96.283	80.190
18	T	25.6763	22.4917	31.6686	16.2396	96.0762
	S	85.186	78.453	69.111	96.313	80.186
19	T	25.4911	23.0624	31.7425	16.1724	96.4684
	S	85.805	76.512	68.950	96.714	79.860

Event: Global MX-5 Cup at NJMP Thunderbolt
Track: New Jersey Motorsports Park
Report: Section Data Report
Session: Race 2

Round 9 / 10
2.14 mile(s)

Global Mazda MX-5 Cup
October 11, 2020



Section Data for Car 98 - Robillard, Jackson

Lap	T/SF to I1	I1 to I2	I2 to I3	I3 to SF	Lap	
20	T	25.3988	22.3265	31.5218	16.1220	95.3691
	S	86.117	79.034	69.432	97.016	80.781
21	T	25.2502	22.2633	31.7240	16.0305	95.2680
	S	86.624	79.258	68.990	97.570	80.867
22	T	25.8535	22.3559	31.2590	15.9982	95.4666
	S	84.603	78.930	70.016	97.767	80.698
23	T	25.6409	22.3280	31.2880	16.1197	95.3766
	S	85.304	79.028	69.951	97.030	80.775
24	T	25.6978	22.2268	31.1150	16.1478	95.1874
	S	85.115	79.388	70.340	96.861	80.935
25	T	25.3989	22.1334	30.9617	16.0850	94.5790
	S	86.117	79.723	70.689	97.239	81.456
26	T	25.3192	22.1272	31.0681	16.1087	94.6232
	S	86.388	79.746	70.446	97.096	81.418
27	T	25.3352	22.3625	31.0484	16.2220	94.9681
	S	86.333	78.906	70.491	96.418	81.122
28	T	25.4619	22.1307	31.0455	16.1364	94.7745
	S	85.904	79.733	70.498	96.929	81.288
29	T	25.4608	22.1524	31.0878	16.2443	94.9453
	S	85.907	79.655	70.402	96.286	81.141
30	T	29.2132				
	S	74.873				

Event: Global MX-5 Cup at NJMP Thunderbolt
Track: New Jersey Motorsports Park
Report: Section Data Report
Session: Race 2

Round 9 / 10
2.14 mile(s)








Global Mazda MX-5 Cup
October 11, 2020

Section Data for Car

Report Support Information

Section Legend	
Name	Length
SF to I1	0.607576 miles
I1 to I2	0.490152 miles
I2 to I3	0.607955 miles
I3 to SF	0.434470 miles
Lap	2.140000 miles
SFP to I1	0.607576 miles
I3 to SFP	0.434470 miles

Color Legend	
	Fastest Lap
	Section Under Caution
	Section Under Green
	Section Time Data
	Section Speed Data

