

Event: Global MX-5 Cup at NJMP Thunderbolt
Track: New Jersey Motorsports Park
Report: Section Data Report
Session: Race 1

Round 9 / 10
2.14 mile(s)

Global Mazda MX-5 Cup
October 11, 2020



Section Data for Car 08 - Carter, Michael

Lap	T/SF to I1	I1 to I2	I2 to I3	I3 to SF	Lap	
1	T	28.5469	22.1712	30.5453	15.9334	97.1968
	S	76.620	79.587	71.652	98.164	79.262
2	T	24.6616	21.5594	30.4044	15.7893	92.4147
	S	88.691	81.846	71.984	99.060	83.363
3	T	24.8371	21.5535	30.6026	15.9120	92.9052
	S	88.065	81.868	71.518	98.296	82.923
4	T	24.8580	21.5730	30.5757	16.0041	93.0108
	S	87.991	81.794	71.581	97.731	82.829
5	T	24.8606	21.6898	30.5212	15.9571	93.0287
	S	87.981	81.354	71.709	98.018	82.813
6	T	24.9020	21.5668	30.6147	15.9881	93.0716
	S	87.835	81.818	71.490	97.828	82.775
7	T	24.9038	21.5309	30.5821	16.0297	93.0465
	S	87.829	81.954	71.566	97.575	82.797
8	T	24.9418	21.6096	30.6315	15.9788	93.1617
	S	87.695	81.656	71.451	97.885	82.695
9	T	24.9255	21.4452	30.7181	15.9609	93.0497
	S	87.752	82.282	71.249	97.995	82.794
10	T	24.9811	21.6196	30.6055	15.9996	93.2058
	S	87.557	81.618	71.511	97.758	82.656
11	T	24.9063	21.5831	30.7502	15.9676	93.2072
	S	87.820	81.756	71.175	97.954	82.655
12	T	24.9880	21.7054	30.8111	15.9996	93.5041
	S	87.533	81.295	71.034	97.758	82.392
13	T	24.9635	21.7120	30.6901	15.9584	93.3240
	S	87.619	81.271	71.314	98.011	82.551
14	T	24.9737	21.7457	30.7076	15.9609	93.3879
	S	87.583	81.145	71.273	97.995	82.495
15	T	25.0560	21.7664	30.9387	15.9794	93.7405
	S	87.295	81.067	70.741	97.882	82.184
16	T	25.0361	21.7616	30.7327	16.0274	93.5578
	S	87.365	81.085	71.215	97.589	82.345
17	T	25.1321	21.6820	30.9223	15.9584	93.6948
	S	87.031	81.383	70.779	98.011	82.224
18	T	25.0278	21.6456	30.8606	15.9542	93.4882
	S	87.394	81.520	70.920	98.036	82.406
19	T	24.9921	21.7219	30.8379	15.9921	93.5440
	S	87.519	81.233	70.972	97.804	82.357

Event: Global MX-5 Cup at NJMP Thunderbolt
Track: New Jersey Motorsports Park
Report: Section Data Report
Session: Race 1

Round 9 / 10
2.14 mile(s)

Global Mazda MX-5 Cup
October 11, 2020



Section Data for Car 08 - Carter, Michael

Lap	T/SF to I1	I1 to I2	I2 to I3	I3 to SF	Lap	
20	T	25.0589	21.6068	30.8958	15.9991	93.5606
	S	87.285	81.666	70.839	97.761	82.342
21	T	25.1262	21.5983	30.9449	15.9859	93.6553
	S	87.051	81.698	70.727	97.842	82.259
22	T	25.0546	21.6827	30.8023	15.9945	93.5341
	S	87.300	81.380	71.054	97.789	82.366
23	T	25.0422	21.6964	30.8692	15.9888	93.5966
	S	87.343	81.329	70.900	97.824	82.311
24	T	25.0794	21.8222	30.9687	15.9662	93.8365
	S	87.214	80.860	70.673	97.963	82.100
25	T	25.0255	21.7147	31.0581	15.9804	93.7787
	S	87.402	81.260	70.469	97.876	82.151
26	T	25.3424	21.6528	30.8370	15.9923	93.8245
	S	86.309	81.493	70.974	97.803	82.111
27	T	25.0622	21.7596	31.0233	16.0093	93.8544
	S	87.274	81.093	70.548	97.699	82.085
28	T	25.1977	21.7725	30.9752	15.9611	93.9065
	S	86.804	81.045	70.658	97.994	82.039
29	T	38.9997	22.0293	31.5882	16.1951	108.8123
	S	56.084	80.100	69.287	96.578	70.801
30	T	27.5094	26.6773			
	S	79.510	66.144			

Event: Global MX-5 Cup at NJMP Thunderbolt
Track: New Jersey Motorsports Park
Report: Section Data Report
Session: Race 1

Round 9 / 10
2.14 mile(s)

Global Mazda MX-5 Cup
October 11, 2020



Section Data for Car 13 - Noaker, Robert

Lap	T/SF to I1	I1 to I2	I2 to I3	I3 to SF	Lap	
1	T	28.4838	22.3367	30.6829	15.9763	97.4797
	S	76.790	78.998	71.331	97.901	79.032
2	T	24.6562	21.5853	30.3438	15.8973	92.4826
	S	88.711	81.748	72.128	98.387	83.302
3	T	25.1530	21.7997	30.3913	15.9332	93.2772
	S	86.959	80.944	72.015	98.166	82.593
4	T	24.7083	21.7320	30.3489	15.8640	92.6532
	S	88.524	81.196	72.116	98.594	83.149
5	T	24.8983	21.6569	30.6801	15.9328	93.1681
	S	87.848	81.477	71.337	98.168	82.689
6	T	24.8199	21.6050	30.5166	15.9187	92.8602
	S	88.126	81.673	71.720	98.255	82.963
7	T	24.9509	21.6226	30.6530	15.9543	93.1808
	S	87.663	81.607	71.400	98.036	82.678
8	T	24.8685	21.6843	30.6848	15.8747	93.1123
	S	87.954	81.374	71.326	98.527	82.739
9	T	24.9544	21.6146	30.6093	16.0330	93.2113
	S	87.651	81.637	71.502	97.554	82.651
10	T	24.8443	21.6720	30.7924	15.9602	93.2689
	S	88.039	81.421	71.077	97.999	82.600
11	T	24.8300	21.6779	30.6316	15.9503	93.0898
	S	88.090	81.398	71.450	98.060	82.759
12	T	24.9588	21.6842	30.8363	15.9505	93.4298
	S	87.635	81.375	70.976	98.059	82.458
13	T	24.9082	21.7464	30.8803	16.0125	93.5474
	S	87.813	81.142	70.875	97.679	82.354
14	T	24.7589	21.7813	30.7708	16.0445	93.3555
	S	88.343	81.012	71.127	97.485	82.523
15	T	24.8295	21.7743	31.0384	15.9563	93.5985
	S	88.092	81.038	70.514	98.023	82.309
16	T	24.8621	21.7843	31.0155	15.9989	93.6608
	S	87.976	81.001	70.566	97.762	82.254
17	T	24.9440	21.6935	30.9521	15.9367	93.5263
	S	87.687	81.340	70.710	98.144	82.373
18	T	25.0664	21.7160	30.7094	16.0089	93.5007
	S	87.259	81.256	71.269	97.701	82.395
19	T	24.9770	21.8727	30.6937	15.9903	93.5337
	S	87.571	80.673	71.306	97.815	82.366

Event: Global MX-5 Cup at NJMP Thunderbolt
Track: New Jersey Motorsports Park
Report: Section Data Report
Session: Race 1

Round 9 / 10
2.14 mile(s)

Global Mazda MX-5 Cup
October 11, 2020



Section Data for Car 13 - Noaker, Robert

Lap	T/SF to I1	I1 to I2	I2 to I3	I3 to SF	Lap	
20	T	24.9896	21.7319	30.8892	16.0218	93.6325
	S	87.527	81.196	70.854	97.623	82.279
21	T	24.9623	21.7195	31.0408	15.9810	93.7036
	S	87.623	81.242	70.508	97.872	82.217
22	T	24.9104	21.7836	30.9409	15.9391	93.5740
	S	87.806	81.003	70.736	98.129	82.331
23	T	24.9193	21.7044	30.9043	15.9888	93.5168
	S	87.774	81.299	70.820	97.824	82.381
24	T	24.9857	21.7784	30.9863	15.9400	93.6904
	S	87.541	81.023	70.632	98.124	82.228
25	T	25.0321	21.8179	31.0663	15.9813	93.8976
	S	87.379	80.876	70.450	97.870	82.047
26	T	25.1967	21.7528	30.8543	16.0139	93.8177
	S	86.808	81.118	70.935	97.671	82.117
27	T	24.9426	21.7567	31.1093	15.9833	93.7919
	S	87.692	81.104	70.353	97.858	82.139
28	T	25.1461	21.9387	30.8536	15.9804	93.9188
	S	86.983	80.431	70.936	97.876	82.028
29	T	25.9532	21.9284	31.0053	16.2052	95.0921
	S	84.278	80.468	70.589	96.518	81.016
30	T	27.9053	25.6539			
	S	78.382	68.783			

Event: Global MX-5 Cup at NJMP Thunderbolt
Track: New Jersey Motorsports Park
Report: Section Data Report
Session: Race 1

Round 9 / 10
2.14 mile(s)

Global Mazda MX-5 Cup
October 11, 2020



Section Data for Car 3 - Stout, Robert

Lap	T/SF to I1	I1 to I2	I2 to I3	I3 to SF	Lap	
1	T	28.5089	22.4843	31.6947	15.9853	98.6732
	S	76.722	78.479	69.054	97.846	78.076
2	T	25.8735	21.9986	30.8547	16.0017	94.7285
	S	84.537	80.212	70.934	97.745	81.327
3	T	25.0029	21.6830	30.8849	16.0399	93.6107
	S	87.481	81.379	70.864	97.513	82.298
4	T	26.1558	21.7561	30.7526	15.9951	94.6596
	S	83.625	81.106	71.169	97.786	81.386
5	T	25.2130	21.6652	30.6504	15.9953	93.5239
	S	86.752	81.446	71.406	97.784	82.375
6	T	25.0194	21.7001	30.6017	15.9623	93.2835
	S	87.423	81.315	71.520	97.987	82.587
7	T	25.0936	21.7173	30.5553	15.9809	93.3471
	S	87.165	81.251	71.629	97.873	82.531
8	T	25.0491	21.5876	30.7088	16.0217	93.3672
	S	87.319	81.739	71.271	97.623	82.513
9	T	25.0291	21.5166	30.7422	15.9989	93.2868
	S	87.389	82.009	71.193	97.762	82.584
10	T	25.0762	21.4824	30.6582	16.0095	93.2263
	S	87.225	82.139	71.388	97.698	82.638
11	T	24.9817	21.6009	30.8326	16.0825	93.4977
	S	87.555	81.689	70.984	97.254	82.398
12	T	24.9056	21.4990	30.6514	16.0172	93.0732
	S	87.823	82.076	71.404	97.651	82.774
13	T	24.9376	21.5020	30.7442	15.9660	93.1498
	S	87.710	82.064	71.189	97.964	82.705
14	T	25.0327	21.5610	30.7367	16.0693	93.3997
	S	87.377	81.840	71.206	97.334	82.484
15	T	25.1933	21.6867	30.8232	15.9998	93.7030
	S	86.820	81.365	71.006	97.757	82.217
16	T	25.0405	21.5532	30.6989	15.9418	93.2344
	S	87.349	81.869	71.294	98.113	82.630
17	T	24.9995	21.6407	30.8636	16.0236	93.5274
	S	87.493	81.538	70.913	97.612	82.372
18	T	25.1700	21.5937	30.8332	15.9678	93.5647
	S	86.900	81.716	70.983	97.953	82.339
19	T	25.0810	21.6704	30.8249	16.0427	93.6190
	S	87.208	81.427	71.002	97.495	82.291

Event: Global MX-5 Cup at NJMP Thunderbolt
Track: New Jersey Motorsports Park
Report: Section Data Report
Session: Race 1

Round 9 / 10
2.14 mile(s)

Global Mazda MX-5 Cup
October 11, 2020



Section Data for Car 3 - Stout, Robert

Lap	T/SF to I1	I1 to I2	I2 to I3	I3 to SF	Lap	
20	T	25.0565	21.6844	30.7597	16.0056	93.5062
	S	87.294	81.374	71.153	97.721	82.390
21	T	24.9826	21.5934	30.7995	15.9729	93.3484
	S	87.552	81.717	71.061	97.922	82.530
22	T	25.0404	21.6407	30.8678	15.9858	93.5347
	S	87.350	81.538	70.904	97.843	82.365
23	T	25.1308	21.5938	30.9632	15.9564	93.6442
	S	87.036	81.715	70.685	98.023	82.269
24	T	25.2680	21.7643	30.9159	16.0129	93.9611
	S	86.563	81.075	70.793	97.677	81.991
25	T	25.1630	21.8348	30.8283	16.0953	93.9214
	S	86.924	80.813	70.994	97.177	82.026
26	T	25.0181	21.7332			
	S	87.428	81.191			

Event: **Global MX-5 Cup at NJMP Thunderbolt**
Track: **New Jersey Motorsports Park**
Report: **Section Data Report**
Session: **Race 1**

Round 9 / 10
2.14 mile(s)

Global Mazda MX-5 Cup
October 11, 2020



Section Data for Car 33 - Bachoura, Alex

Lap	T/SF to I1	I1 to I2	I2 to I3	I3 to SF	Lap	
1	T	29.4171	22.9600	31.4341	15.9229	99.7341
	S	74.354	76.853	69.626	98.229	77.245
2	T	25.7064	22.5633	31.1414	16.0241	95.4352
	S	85.087	78.204	70.281	97.609	80.725
3	T	25.4316	21.9635	31.3082	16.0321	94.7354
	S	86.006	80.340	69.906	97.560	81.321
4	T	25.3626	21.8643	31.0399	15.9403	94.2071
	S	86.240	80.704	70.510	98.122	81.777
5	T	25.7003	22.3674	30.9651	15.9811	95.0139
	S	85.107	78.889	70.681	97.871	81.083
6	T	25.2050	21.9230	30.8369	16.0711	94.0360
	S	86.779	80.488	70.975	97.323	81.926
7	T	25.0052	21.9204	30.9907	16.1106	94.0269
	S	87.473	80.498	70.622	97.085	81.934
8	T	25.0211	21.8827	31.0064	16.1226	94.0328
	S	87.417	80.637	70.587	97.012	81.929
9	T	25.1957	22.1006	30.8386	16.1705	94.3054
	S	86.811	79.842	70.971	96.725	81.692
10	T	25.4194	22.0519	31.1203	16.6866	95.2782
	S	86.047	80.018	70.328	93.733	80.858
11	T	25.2355	22.2011	30.9623	16.4207	94.8196
	S	86.674	79.480	70.687	95.251	81.249
12	T	25.3757	21.9347	31.2149	16.3402	94.8655
	S	86.196	80.445	70.115	95.720	81.210
13	T	25.2484	21.9869	31.1763	16.3218	94.7334
	S	86.630	80.254	70.202	95.828	81.323
14	T	25.3690	22.0000	31.1550	16.2994	94.8234
	S	86.218	80.207	70.250	95.960	81.246
15	T	25.2719	22.1755	31.2870	16.3433	95.0777
	S	86.550	79.572	69.954	95.702	81.028
16	T	25.3747	22.0193	30.9696	16.2695	94.6331
	S	86.199	80.136	70.670	96.136	81.409
17	T	25.4182	22.2050	31.2875	16.3057	95.2164
	S	86.051	79.466	69.952	95.923	80.910
18	T	25.3984	22.0177	31.1685	16.3169	94.9015
	S	86.119	80.142	70.219	95.857	81.179
19	T	25.3807	21.9758	31.0692	16.3464	94.7721
	S	86.179	80.295	70.444	95.684	81.290

Event: Global MX-5 Cup at NJMP Thunderbolt
Track: New Jersey Motorsports Park
Report: Section Data Report
Session: Race 1

Round 9 / 10
2.14 mile(s)

Global Mazda MX-5 Cup
October 11, 2020



Section Data for Car 33 - Bachoura, Alex

Lap	T/SF to I1	I1 to I2	I2 to I3	I3 to SF	Lap	
20	T	25.1586	21.8840	31.2110	16.3166	94.5702
	S	86.939	80.632	70.124	95.859	81.463
21	T	25.3206	22.2787	31.0446	16.3499	94.9938
	S	86.383	79.203	70.500	95.664	81.100
22	T	25.5186	21.9161	31.2578	16.3277	95.0202
	S	85.713	80.514	70.019	95.794	81.077
23	T	25.4004	22.0111	31.1554	16.3035	94.8704
	S	86.112	80.166	70.249	95.936	81.206
24	T	25.3338	22.4787	31.2730	16.3473	95.4328
	S	86.338	78.499	69.985	95.679	80.727
25	T	25.2914	22.0395	31.1993	16.3536	94.8838
	S	86.483	80.063	70.150	95.642	81.194
26	T	25.2181	22.0109	31.1631	16.2882	94.6803
	S	86.734	80.167	70.232	96.026	81.369
27	T	25.2791	22.4646	31.0536	16.3427	95.1400
	S	86.525	78.548	70.479	95.706	80.975
28	T	25.2766	22.2407	31.1999	16.3127	95.0299
	S	86.534	79.339	70.149	95.882	81.069
29	T	25.2891	22.5220	31.8251	16.2257	95.8619
	S	86.491	78.348	68.771	96.396	80.366
30	T	26.9391				
	S	81.193				

Event: Global MX-5 Cup at NJMP Thunderbolt
Track: New Jersey Motorsports Park
Report: Section Data Report
Session: Race 1

Round 9 / 10
2.14 mile(s)

Global Mazda MX-5 Cup
October 11, 2020



Section Data for Car 38 - Williams, Dan (R)

Lap	T/SF to I1	I1 to I2	I2 to I3	I3 to SF	Lap	
1	T	28.6280	22.7234	31.4968	16.0313	98.8795
	S	76.403	77.653	69.488	97.565	77.913
2	T	26.2805	22.0432	31.1256	15.9787	95.4280
	S	83.228	80.049	70.316	97.886	80.731
3	T	26.0779	22.0207	31.2601	16.1411	95.4998
	S	83.875	80.131	70.014	96.901	80.670
4	T	25.3043	21.9458	31.0421	16.2237	94.5159
	S	86.439	80.405	70.505	96.408	81.510
5	T	25.7473	21.9891	31.0383	16.1798	94.9545
	S	84.952	80.246	70.514	96.669	81.134
6	T	26.0343	22.0444	31.4359	16.0095	95.5241
	S	84.015	80.045	69.622	97.698	80.650
7	T	25.2018	21.7742	31.1263	16.2818	94.3841
	S	86.790	81.038	70.315	96.064	81.624
8	T	25.1824	21.6904	30.9779	16.2131	94.0638
	S	86.857	81.351	70.652	96.471	81.902
9	T	25.1801	21.9102	31.1703	16.2003	94.4609
	S	86.865	80.535	70.215	96.547	81.558
10	T	24.9722	21.9120	31.0675	16.2571	94.2088
	S	87.588	80.529	70.448	96.210	81.776
11	T	25.1740	22.4015	30.9569	16.2106	94.7430
	S	86.886	78.769	70.699	96.486	81.315
12	T	25.2260	22.0683	31.2968	16.2101	94.8012
	S	86.707	79.958	69.932	96.489	81.265
13	T	25.3158	22.0944	31.2677	16.1995	94.8774
	S	86.400	79.864	69.997	96.552	81.200
14	T	25.2596	21.8815	31.3565	16.1656	94.6632
	S	86.592	80.641	69.798	96.754	81.383
15	T	25.2229	22.1107	31.5806	16.1504	95.0646
	S	86.718	79.805	69.303	96.845	81.040
16	T	25.4594	22.1401	31.5457	16.4611	95.6063
	S	85.912	79.699	69.380	95.017	80.580
17	T	25.4183	22.1473	31.1641	16.3510	95.0807
	S	86.051	79.673	70.229	95.657	81.026
18	T	25.3064	21.8516	30.9498	16.2597	94.3675
	S	86.432	80.751	70.716	96.194	81.638
19	T	25.1831	21.9849	31.0014	16.2301	94.3995
	S	86.855	80.262	70.598	96.370	81.611

Event: Global MX-5 Cup at NJMP Thunderbolt
Track: New Jersey Motorsports Park
Report: Section Data Report
Session: Race 1

Round 9 / 10
2.14 mile(s)

Global Mazda MX-5 Cup
October 11, 2020



Section Data for Car 38 - Williams, Dan (R)

Lap	T/SF to I1	I1 to I2	I2 to I3	I3 to SF	Lap	
20	T	25.3046	21.9951	31.1353	16.2041	94.6391
	S	86.438	80.224	70.294	96.524	81.404
21	T	25.1817	22.2723	31.8803	16.2819	95.6162
	S	86.860	79.226	68.652	96.063	80.572
22	T	25.1297	21.7037	31.1845	16.2658	94.2837
	S	87.039	81.302	70.183	96.158	81.711
23	T	25.6201	21.9934	30.9856	16.2569	94.8560
	S	85.373	80.231	70.634	96.211	81.218
24	T	25.3112	22.5986	31.1811	16.2518	95.3427
	S	86.415	78.082	70.191	96.241	80.803
25	T	25.7376	21.9812	31.2563	16.3444	95.3195
	S	84.984	80.275	70.022	95.696	80.823
26	T	25.2784	22.1610	31.3551	16.2919	95.0864
	S	86.527	79.624	69.802	96.004	81.021
27	T	25.1442	22.0664	31.2597	16.2747	94.7450
	S	86.989	79.965	70.015	96.106	81.313
28	T	25.1627	22.1606	31.0958	16.2890	94.7081
	S	86.925	79.625	70.384	96.021	81.345
29	T	25.3032	22.1325	31.6668	16.3754	95.4779
	S	86.443	79.726	69.115	95.515	80.689
30	T	28.2739				
	S	77.360				

Event: Global MX-5 Cup at NJMP Thunderbolt
Track: New Jersey Motorsports Park
Report: Section Data Report
Session: Race 1

Round 9 / 10
2.14 mile(s)

Global Mazda MX-5 Cup
October 11, 2020



Section Data for Car 5 - Wagner, Gresham

Lap	T/SF to I1	I1 to I2	I2 to I3	I3 to SF	Lap	
1	T	28.2729	21.9539	30.3421	15.9675	96.5364
	S	77.363	80.375	72.132	97.955	79.804
2	T	24.8879	21.4972	30.5190	15.9674	92.8715
	S	87.885	82.083	71.714	97.955	82.953
3	T	25.2965	21.5514	30.4692	15.8621	93.1792
	S	86.465	81.876	71.831	98.606	82.679
4	T	24.9021	21.7179	30.5323	15.9178	93.0701
	S	87.835	81.248	71.683	98.260	82.776
5	T	24.8110	21.7505	30.4746	15.9846	93.0207
	S	88.157	81.127	71.818	97.850	82.820
6	T	24.8531	21.6003	30.6461	15.9352	93.0347
	S	88.008	81.691	71.416	98.153	82.808
7	T	24.9313	21.5378	30.5906	15.9811	93.0408
	S	87.732	81.928	71.546	97.871	82.802
8	T	24.9595	21.6220	30.6927	16.0128	93.2870
	S	87.633	81.609	71.308	97.678	82.584
9	T	24.7933	21.5812	30.5935	15.9910	92.9590
	S	88.220	81.763	71.539	97.811	82.875
10	T	24.9616	21.6714	30.7068	16.0367	93.3765
	S	87.626	81.423	71.275	97.532	82.505
11	T	24.7840	21.5570	30.7690	16.0287	93.1387
	S	88.253	81.855	71.131	97.581	82.715
12	T	24.9067	21.7037	30.7821	15.9693	93.3618
	S	87.819	81.302	71.101	97.944	82.518
13	T	24.9647	21.6995	30.7952	15.9672	93.4266
	S	87.615	81.317	71.071	97.956	82.460
14	T	24.8938	21.7103	30.7514	15.9743	93.3298
	S	87.864	81.277	71.172	97.913	82.546
15	T	25.0152	21.7833	30.9703	16.0103	93.7791
	S	87.438	81.005	70.669	97.693	82.151
16	T	24.9666	21.8023	30.7662	15.9607	93.4958
	S	87.608	80.934	71.138	97.996	82.399
17	T	25.1180	21.7428	30.9276	16.0336	93.8220
	S	87.080	81.155	70.766	97.551	82.113
18	T	24.8973	21.6402	30.8590	15.9674	93.3639
	S	87.852	81.540	70.924	97.955	82.516
19	T	25.0306	21.7019	30.8672	15.9112	93.5109
	S	87.384	81.308	70.905	98.301	82.386

Event: Global MX-5 Cup at NJMP Thunderbolt
Track: New Jersey Motorsports Park
Report: Section Data Report
Session: Race 1

Round 9 / 10
2.14 mile(s)

Global Mazda MX-5 Cup
October 11, 2020



Section Data for Car 5 - Wagner, Gresham

Lap	T/SF to I1	I1 to I2	I2 to I3	I3 to SF	Lap	
20	T	25.0806	21.6186	30.9630	15.9330	93.5952
	S	87.210	81.622	70.686	98.167	82.312
21	T	25.0644	21.7157	30.9456	16.0090	93.7347
	S	87.266	81.257	70.725	97.701	82.189
22	T	24.9525	21.8140	30.7866	16.0605	93.6136
	S	87.657	80.891	71.091	97.387	82.296
23	T	24.8920	21.7586	30.8720	15.9310	93.4536
	S	87.871	81.096	70.894	98.179	82.437
24	T	25.0302	21.8369	30.9896	15.9051	93.7618
	S	87.385	80.806	70.625	98.339	82.166
25	T	25.0906	21.7750	31.0328	15.9762	93.8746
	S	87.175	81.035	70.527	97.901	82.067
26	T	25.2283	21.7744	30.7761	15.9973	93.7761
	S	86.699	81.038	71.115	97.772	82.153
27	T	25.0322	21.7904	31.0798	15.9535	93.8559
	S	87.378	80.978	70.420	98.041	82.083
28	T	25.1694	21.7795	30.9733	15.9409	93.8631
	S	86.902	81.019	70.662	98.118	82.077
29	T	25.7638	21.7136	30.8722	15.9937	94.3433
	S	84.897	81.265	70.893	97.794	81.659
30	T	27.4525	27.2750			
	S	79.675	64.695			

Event: **Global MX-5 Cup at NJMP Thunderbolt**
Track: **New Jersey Motorsports Park**
Report: **Section Data Report**
Session: **Race 1**

Round 9 / 10
2.14 mile(s)

Global Mazda MX-5 Cup
October 11, 2020



Section Data for Car 63 - Hixon, Bryan

Lap	T/SF to I1	I1 to I2	I2 to I3	I3 to SF	Lap	
1	T	28.7995	22.9312	31.8735	15.8506	99.4548
	S	75.948	76.950	68.666	98.677	77.462
2	T	25.9127	22.1148	31.2340	15.9910	95.2525
	S	84.409	79.790	70.072	97.811	80.880
3	T	25.9313	21.9949	31.4000	16.0282	95.3544
	S	84.349	80.225	69.702	97.584	80.793
4	T	25.0651	21.8290	31.2545	15.9264	94.0750
	S	87.264	80.835	70.026	98.207	81.892
5	T	25.3300	21.8105	31.0287	16.1450	94.3142
	S	86.351	80.903	70.536	96.878	81.684
6	T	25.2944	22.8636	31.6944	16.1524	96.0048
	S	86.473	77.177	69.054	96.833	80.246
7	T	25.9368	22.0603	31.5899	16.1844	95.7714
	S	84.331	79.987	69.283	96.642	80.442
8	T	25.9091	23.2532	32.0277		187.3748
	S	84.421	75.884	68.336		41.115
9	T		22.2582	31.1995	16.3382	109.4867
	S		79.276	70.150	95.732	70.365
10	T	25.3398	22.0767	31.0953	16.2267	94.7385
	S	86.318	79.928	70.385	96.390	81.319
11	T	25.4920	21.9510	30.8792	16.2419	94.5641
	S	85.802	80.386	70.877	96.300	81.469
12	T	25.7431	22.6708	31.1377	16.3465	95.8981
	S	84.965	77.833	70.289	95.684	80.335
13	T	25.3471	22.0857	31.0143	16.2306	94.6777
	S	86.293	79.895	70.569	96.367	81.371
14	T	25.7746	22.0978	31.0185	16.1892	95.0801
	S	84.862	79.852	70.559	96.613	81.026
15	T	25.3650	21.9370	31.1014	16.3279	94.7313
	S	86.232	80.437	70.371	95.793	81.325
16	T	25.1767	21.9832	30.9367	16.2270	94.3236
	S	86.877	80.268	70.746	96.388	81.676
17	T	25.6551	22.0219	30.9438	16.1844	94.8052
	S	85.257	80.127	70.729	96.642	81.261
18	T	25.1457	21.8903	31.3044	16.1573	94.4977
	S	86.984	80.609	69.915	96.804	81.526
19	T	25.3660	21.9495	31.0279	16.4150	94.7584
	S	86.229	80.391	70.538	95.284	81.301

Event: Global MX-5 Cup at NJMP Thunderbolt
Track: New Jersey Motorsports Park
Report: Section Data Report
Session: Race 1

Round 9 / 10
2.14 mile(s)

Global Mazda MX-5 Cup
October 11, 2020



Section Data for Car 63 - Hixon, Bryan

Lap	T/SF to I1	I1 to I2	I2 to I3	I3 to SF	Lap	
20	T	25.3468	21.9167	30.9662	16.1771	94.4068
	S	86.294	80.511	70.678	96.685	81.604
21	T	25.5669	21.8608	31.3308	16.1675	94.9260
	S	85.551	80.717	69.856	96.743	81.158
22	T	25.4805	22.1219	31.1125	16.1649	94.8798
	S	85.841	79.765	70.346	96.758	81.197
23	T	25.2344	21.9317	31.1432	16.1084	94.4177
	S	86.678	80.456	70.277	97.098	81.595
24	T	25.4175	21.8704	31.1949	16.1283	94.6111
	S	86.054	80.682	70.160	96.978	81.428
25	T	25.0788	21.9810	31.1476	16.1983	94.4057
	S	87.216	80.276	70.267	96.559	81.605
26	T	25.3710	21.9719	31.2310	16.2409	94.8148
	S	86.212	80.309	70.079	96.306	81.253
27	T	25.5518	22.2836	31.1163	16.1872	95.1389
	S	85.602	79.186	70.337	96.625	80.976
28	T	25.6167	22.1052	31.5982	16.2186	95.5387
	S	85.385	79.825	69.265	96.438	80.637
29	T	30.1262				
	S	72.604				

Event: Global MX-5 Cup at NJMP Thunderbolt
Track: New Jersey Motorsports Park
Report: Section Data Report
Session: Race 1

Round 9 / 10
2.14 mile(s)

Global Mazda MX-5 Cup
October 11, 2020



Section Data for Car 67 - Conway, Kevin (R)

Lap	T/SF to I1	I1 to I2	I2 to I3	I3 to SF	Lap	
1	T	28.9928	22.6993	31.3295	16.0123	99.0339
	S	75.442	77.736	69.859	97.681	77.792
2	T	25.9058	21.9474	31.1130	15.8682	94.8344
	S	84.432	80.399	70.345	98.568	81.236
3	T	25.2367	22.4303	30.9319	15.8939	94.4928
	S	86.670	78.668	70.757	98.408	81.530
4	T	25.1265	21.8214	30.8808	15.8668	93.6955
	S	87.050	80.863	70.874	98.576	82.224
5	T	24.9379	21.6956	30.7092	15.8282	93.1709
	S	87.709	81.332	71.270	98.817	82.687
6	T	25.0575	21.8330	31.0590	15.8339	93.7834
	S	87.290	80.820	70.467	98.781	82.147
7	T	25.1368	21.5876	30.7126	15.9378	93.3748
	S	87.015	81.739	71.262	98.137	82.506
8	T	24.9414	22.0623	30.9776	15.9856	93.9669
	S	87.696	79.980	70.652	97.844	81.986
9	T	25.2136	21.8611	30.9456	16.0142	94.0345
	S	86.750	80.716	70.725	97.669	81.927
10	T	24.9798	21.8417	30.8398	16.0036	93.6649
	S	87.562	80.788	70.968	97.734	82.251
11	T	25.3218	21.8445	31.0425	16.1103	94.3191
	S	86.379	80.778	70.505	97.086	81.680
12	T	25.1499	21.9207	30.8947	16.1275	94.0928
	S	86.969	80.497	70.842	96.983	81.877
13	T	25.1500	21.7390	30.9096	16.2346	94.0332
	S	86.969	81.170	70.808	96.343	81.929
14	T	25.1839	21.6759	30.8476	16.1598	93.8672
	S	86.852	81.406	70.950	96.789	82.073
15	T	25.4988	21.8900	30.9037	16.1748	94.4673
	S	85.779	80.610	70.821	96.699	81.552
16	T	26.4830	22.3150	31.1876	16.0084	95.9940
	S	82.592	79.074	70.176	97.704	80.255
17	T	25.2738	21.8534	30.9745	15.9451	94.0468
	S	86.543	80.745	70.659	98.092	81.917
18	T	25.1700	21.8420	31.0630	16.0862	94.1612
	S	86.900	80.787	70.458	97.232	81.817
19	T	25.3324	21.7999	31.0414	15.9961	94.1698
	S	86.343	80.943	70.507	97.780	81.810

Event: Global MX-5 Cup at NJMP Thunderbolt
Track: New Jersey Motorsports Park
Report: Section Data Report
Session: Race 1

Round 9 / 10
2.14 mile(s)

Global Mazda MX-5 Cup
October 11, 2020



Section Data for Car 67 - Conway, Kevin (R)

Lap	T/SF to I1	I1 to I2	I2 to I3	I3 to SF	Lap	
20	T	25.3453	21.7719	31.1051	15.9699	94.1922
	S	86.299	81.047	70.363	97.940	81.790
21	T	25.2876	21.8849	31.0096	16.1172	94.2993
	S	86.496	80.628	70.579	97.045	81.697
22	T	25.4985	21.8165	31.0894	16.0555	94.4599
	S	85.780	80.881	70.398	97.418	81.558
23	T	25.3524	21.8956	30.9162	16.0254	94.1896
	S	86.275	80.589	70.793	97.601	81.792
24	T	25.4928	21.9013	31.1875	16.0064	94.5880
	S	85.800	80.568	70.177	97.717	81.448
25	T	25.4706	22.0526	31.2758	16.0337	94.8327
	S	85.874	80.015	69.979	97.550	81.238
26	T	25.3656	21.9483	31.1867	16.0307	94.5313
	S	86.230	80.396	70.179	97.568	81.497
27	T	25.5400	21.9908	31.0160	16.0052	94.5520
	S	85.641	80.240	70.565	97.724	81.479
28	T	25.1878	21.9719	31.1355	16.0154	94.3106
	S	86.839	80.309	70.294	97.662	81.688
29	T	25.4106	22.0911	31.2991	16.0466	94.8474
	S	86.077	79.876	69.926	97.472	81.225
30	T	26.7639	22.4971			
	S	81.725	78.434			

Event: Global MX-5 Cup at NJMP Thunderbolt
Track: New Jersey Motorsports Park
Report: Section Data Report
Session: Race 1

Round 9 / 10
2.14 mile(s)

Global Mazda MX-5 Cup
October 11, 2020



Section Data for Car 68 - Geesbreght, John (R)

Lap	T/SF to I1	I1 to I2	I2 to I3	I3 to SF	Lap	
1	T	29.4747	23.5886	31.5366	16.3688	100.9687
	S	74.208	74.805	69.400	95.553	76.301
2	T	25.0634	22.8319	31.4916	16.7530	96.1399
	S	87.270	77.284	69.499	93.362	80.133
3	T	25.1405	21.8773	31.2456	16.4725	94.7359
	S	87.002	80.656	70.046	94.952	81.321
4	T	25.4184	21.9459	31.1142	16.6090	95.0875
	S	86.051	80.404	70.342	94.171	81.020
5	T	25.1693	21.8930	30.9408	16.4764	94.4795
	S	86.902	80.599	70.736	94.929	81.541
6	T	25.3007	21.8922	30.8364	16.4477	94.4770
	S	86.451	80.602	70.976	95.095	81.544
7	T	25.0564	21.8535	31.4470	16.3363	94.6932
	S	87.294	80.744	69.598	95.743	81.357
8	T	25.6305	22.7390	30.9611	16.6136	95.9442
	S	85.339	77.600	70.690	94.145	80.297
9	T	25.2542	21.8632	30.9180	16.5654	94.6008
	S	86.610	80.708	70.788	94.419	81.437
10	T	25.1586	22.0258	30.7945	16.5758	94.5547
	S	86.939	80.113	71.072	94.360	81.477
11	T	25.3309	22.0010	30.8540	16.5677	94.7536
	S	86.348	80.203	70.935	94.406	81.306
12	T	25.2584	22.0142	31.1120	16.6091	94.9937
	S	86.596	80.155	70.347	94.171	81.100
13	T	25.3428	21.8196	30.9774	16.5575	94.6973
	S	86.307	80.870	70.653	94.464	81.354
14	T	25.2809	22.5159	30.9180	16.5854	95.3002
	S	86.519	78.369	70.788	94.305	80.839
15	T	25.5885	21.9197	31.0209	16.6377	95.1668
	S	85.479	80.500	70.554	94.009	80.953
16	T	25.1395	21.9309	33.7502	16.7882	97.6088
	S	87.005	80.459	64.848	93.166	78.927
17	T	25.3930	22.0456	31.1981	16.6655	95.3022
	S	86.137	80.041	70.153	93.852	80.838
18	T	25.3461	22.1756	31.3476	16.6858	95.5551
	S	86.296	79.571	69.818	93.738	80.624
19	T	25.5228	22.1798	31.2549	16.6110	95.5685
	S	85.699	79.556	70.025	94.160	80.612

Event: Global MX-5 Cup at NJMP Thunderbolt
Track: New Jersey Motorsports Park
Report: Section Data Report
Session: Race 1

Round 9 / 10
2.14 mile(s)

Global Mazda MX-5 Cup
October 11, 2020



Section Data for Car 68 - Geesbreght, John (R)

Lap	T/SF to I1	I1 to I2	I2 to I3	I3 to SF	Lap	
20	T	25.3051	22.2083	31.5590	16.6844	95.7568
	S	86.436	79.454	69.351	93.746	80.454
21	T	25.2994	22.0801	31.2945	16.6985	95.3725
	S	86.456	79.916	69.937	93.667	80.778
22	T	25.3746	22.1932	31.4674	16.7017	95.7369
	S	86.199	79.508	69.553	93.649	80.471
23	T	25.3664	22.2775	31.4213	16.7286	95.7938
	S	86.227	79.208	69.655	93.498	80.423
24	T	25.4336	22.3380	31.3645	16.7237	95.8598
	S	85.999	78.993	69.781	93.525	80.367
25	T	25.2039	22.1835	31.1476	16.6716	95.2066
	S	86.783	79.543	70.267	93.818	80.919
26	T	25.5218	22.0612	31.3316	16.5178	95.4324
	S	85.702	79.984	69.854	94.691	80.727
27	T	25.6011	22.0509	31.5552	16.7388	95.9460
	S	85.437	80.021	69.359	93.441	80.295
28	T	25.0622	22.0026	31.0473	16.5622	94.6743
	S	87.274	80.197	70.494	94.437	81.374
29	T	24.8866	21.9086	31.2592	16.4222	94.4766
	S	87.890	80.541	70.016	95.242	81.544

Event: **Global MX-5 Cup at NJMP Thunderbolt**
Track: **New Jersey Motorsports Park**
Report: **Section Data Report**
Session: **Race 1**

Round 9 / 10
2.14 mile(s)

Global Mazda MX-5 Cup
October 11, 2020



Section Data for Car 76 - Dirks, Matthew (R)

Lap	T/SF to I1	I1 to I2	I2 to I3	I3 to SF	Lap	
1	T	29.3855	23.0982	31.3918	15.8018	99.6773
	S	74.434	76.393	69.720	98.982	77.289
2	T	25.6770	22.9079	31.6823	16.0873	96.3545
	S	85.184	77.028	69.081	97.225	79.955
3	T	24.8114	21.8063	31.3906	15.7700	93.7783
	S	88.156	80.919	69.723	99.181	82.151
4	T	25.5237	21.9294	30.9861	15.7693	94.2085
	S	85.696	80.465	70.633	99.186	81.776
5	T	25.9771	21.7925	30.7564	16.0213	94.5473
	S	84.200	80.970	71.160	97.626	81.483
6	T	25.0203	21.9440	30.7079	16.1920	93.8642
	S	87.420	80.411	71.273	96.597	82.076
7	T	24.7471	21.7148	30.7145	16.1719	93.3483
	S	88.385	81.260	71.257	96.717	82.530
8	T	24.8169	21.7832	30.6313	16.1995	93.4309
	S	88.136	81.005	71.451	96.552	82.457
9	T	24.8395	21.6671	30.9933	16.2477	93.7476
	S	88.056	81.439	70.616	96.265	82.178
10	T	24.7084	21.6547	30.7578	16.1461	93.2670
	S	88.523	81.486	71.157	96.871	82.602
11	T	24.8780	21.7474	30.8496	16.1496	93.6246
	S	87.920	81.138	70.945	96.850	82.286
12	T	24.8006	21.6589	30.8283	16.1004	93.3882
	S	88.194	81.470	70.994	97.146	82.494
13	T	24.8690	21.6790	31.0335	16.1011	93.6826
	S	87.952	81.394	70.525	97.142	82.235
14	T	25.0239	21.7456	30.9399	16.0608	93.7702
	S	87.407	81.145	70.738	97.386	82.158
15	T	25.1880	21.8282	31.0445	16.0106	94.0713
	S	86.838	80.838	70.500	97.691	81.895
16	T	25.8602	21.8400	31.0142	16.2482	94.9626
	S	84.581	80.794	70.569	96.262	81.127
17	T	25.3240	21.7160	30.8408	16.2474	94.1282
	S	86.372	81.256	70.966	96.267	81.846
18	T	24.9671	21.6699	30.8187	16.2097	93.6654
	S	87.606	81.428	71.017	96.491	82.250
19	T	24.9893	21.7138	30.8402	16.1961	93.7394
	S	87.528	81.264	70.967	96.572	82.185

Event: Global MX-5 Cup at NJMP Thunderbolt
Track: New Jersey Motorsports Park
Report: Section Data Report
Session: Race 1

Round 9 / 10
2.14 mile(s)

Global Mazda MX-5 Cup
October 11, 2020



Section Data for Car 76 - Dirks, Matthew (R)

Lap	T/SF to I1	I1 to I2	I2 to I3	I3 to SF	Lap	
20	T	25.1953	21.7632	30.8433	16.2405	94.0423
	S	86.813	81.079	70.960	96.308	81.921
21	T	25.0764	21.7217	30.8440	16.2083	93.8504
	S	87.224	81.234	70.958	96.499	82.088
22	T	24.8991	21.7135	30.9628	16.2879	93.8633
	S	87.845	81.265	70.686	96.028	82.077
23	T	25.1117	21.7788	30.8233	16.1732	93.8870
	S	87.102	81.021	71.006	96.709	82.056
24	T	25.0127	21.7424	31.1433	16.1580	94.0564
	S	87.446	81.157	70.276	96.800	81.908
25	T	24.9679	21.9033	30.9667	16.1963	94.0342
	S	87.603	80.561	70.677	96.571	81.928
26	T	25.1136	21.7872	31.5110	16.3163	94.7281
	S	87.095	80.990	69.456	95.861	81.328
27	T	25.2418	21.7832	31.2360	16.2905	94.5515
	S	86.653	81.005	70.068	96.012	81.479
28	T	25.0821	21.8531	31.0268	16.2043	94.1663
	S	87.205	80.746	70.540	96.523	81.813
29	T	25.1123	21.8603	31.3460	16.2404	94.5590
	S	87.100	80.719	69.822	96.309	81.473
30	T	28.6105	24.1084			
	S	76.450	73.192			

Event: **Global MX-5 Cup at NJMP Thunderbolt**
Track: **New Jersey Motorsports Park**
Report: **Section Data Report**
Session: **Race 1**

Round 9 / 10
2.14 mile(s)

Global Mazda MX-5 Cup
October 11, 2020



Section Data for Car 77 - Oxner, Luke

Lap	T/SF to I1	I1 to I2	I2 to I3	I3 to SF	Lap	
1	T	28.9020	23.0114	31.2266	15.9863	99.1263
	S	75.679	76.681	70.089	97.839	77.719
2	T	25.5851	22.0904	31.1409	15.9885	94.8049
	S	85.490	79.878	70.282	97.826	81.262
3	T	25.0426	21.5828	31.1355	16.0681	93.8290
	S	87.342	81.757	70.294	97.341	82.107
4	T	25.4239	21.9912	30.8948	16.0320	94.3419
	S	86.032	80.239	70.842	97.561	81.660
5	T	24.9212	21.8291	30.8331	15.9990	93.5824
	S	87.768	80.835	70.983	97.762	82.323
6	T	24.9407	21.5892	30.8265	16.1472	93.5036
	S	87.699	81.733	70.999	96.865	82.393
7	T	24.7929	21.4719	30.6137	15.9962	92.8747
	S	88.222	82.179	71.492	97.779	82.950
8	T	24.8283	21.6516	30.8808	15.9891	93.3498
	S	88.096	81.497	70.874	97.822	82.528
9	T	24.8313	21.6813	30.8861	16.0231	93.4218
	S	88.085	81.386	70.862	97.615	82.465
10	T	24.9108	21.5353	30.7944	16.0320	93.2725
	S	87.804	81.937	71.073	97.561	82.597
11	T	24.8646	21.4738	30.8649	16.0451	93.2484
	S	87.967	82.172	70.910	97.481	82.618
12	T	24.8277	21.5422	30.7996	16.0075	93.1770
	S	88.098	81.911	71.061	97.710	82.681
13	T	24.7243	21.6665	30.8965	16.0520	93.3393
	S	88.467	81.441	70.838	97.439	82.538
14	T	24.8182	21.5401	30.7398	15.9871	93.0852
	S	88.132	81.919	71.199	97.835	82.763
15	T	25.0125	21.7220	31.0252	16.0329	93.7926
	S	87.447	81.233	70.544	97.555	82.139
16	T	24.8515	21.7658	30.9800	16.0962	93.6935
	S	88.014	81.070	70.647	97.171	82.226
17	T	24.8576	21.7303	31.0449	16.1197	93.7525
	S	87.992	81.202	70.499	97.030	82.174
18	T	25.0024	21.5690	30.9314	16.0103	93.5131
	S	87.483	81.809	70.758	97.693	82.384
19	T	24.8177	21.5647	30.9196	16.0288	93.3308
	S	88.134	81.826	70.785	97.580	82.545

Event: Global MX-5 Cup at NJMP Thunderbolt
Track: New Jersey Motorsports Park
Report: Section Data Report
Session: Race 1

Round 9 / 10
2.14 mile(s)

Global Mazda MX-5 Cup
October 11, 2020



Section Data for Car 77 - Oxner, Luke

Lap	T/SF to I1	I1 to I2	I2 to I3	I3 to SF	Lap	
20	T	24.8352	21.7969	30.9351	16.0424	93.6096
	S	88.071	80.954	70.749	97.497	82.299
21	T	24.8651	21.6213	30.9140	16.0672	93.4676
	S	87.966	81.611	70.798	97.347	82.424
22	T	24.8891	21.7699	30.9490	16.0858	93.6938
	S	87.881	81.054	70.718	97.234	82.225
23	T	24.8882	22.1460	31.0720	16.0646	94.1708
	S	87.884	79.678	70.438	97.363	81.809
24	T	25.1097	21.7763	31.1240	16.1272	94.1372
	S	87.109	81.031	70.320	96.985	81.838
25	T	25.1106	21.7716	30.9419	16.1318	93.9559
	S	87.106	81.048	70.734	96.957	81.996
26	T	25.0696	21.6694	31.6132	16.2868	94.6390
	S	87.248	81.430	69.232	96.034	81.404
27	T	25.1478	22.2819	31.2699	16.2474	94.9470
	S	86.977	79.192	69.992	96.267	81.140
28	T	25.3177	21.9435	31.1562	16.2252	94.6426
	S	86.393	80.413	70.247	96.399	81.401
29	T	25.9182	21.8949	31.4771	16.2723	95.5625
	S	84.391	80.592	69.531	96.120	80.617
30	T	26.8919	25.8758			
	S	81.336	68.193			

Event: **Global MX-5 Cup at NJMP Thunderbolt**
Track: **New Jersey Motorsports Park**
Report: **Section Data Report**
Session: **Race 1**

Round 9 / 10
2.14 mile(s)

Global Mazda MX-5 Cup
October 11, 2020



Section Data for Car 87 - Rollan, Selin

Lap	T/SF to I1	I1 to I2	I2 to I3	I3 to SF	Lap	
1	T	28.4472	22.4329	31.7564	15.9468	98.5833
	S	76.889	78.659	68.920	98.082	78.147
2	T	25.6779	21.9366	30.7596	16.1975	94.5716
	S	85.181	80.438	71.153	96.564	81.462
3	T	25.3431	21.7631	30.7129	15.9469	93.7660
	S	86.306	81.080	71.261	98.081	82.162
4	T	25.7790	21.9058	30.5759	16.2308	94.4915
	S	84.847	80.552	71.580	96.366	81.531
5	T	24.8958	21.6100	30.6727	16.2313	93.4098
	S	87.857	81.654	71.355	96.363	82.475
6	T	25.0278	21.6457	30.4990	16.2297	93.4022
	S	87.394	81.519	71.761	96.372	82.482
7	T	24.9027	21.6558	30.5420	16.2412	93.3417
	S	87.833	81.481	71.660	96.304	82.535
8	T	24.7872	21.6290	30.5482	16.2463	93.2107
	S	88.242	81.582	71.645	96.274	82.651
9	T	24.8504	21.6234	30.6604	16.2666	93.4008
	S	88.018	81.604	71.383	96.154	82.483
10	T	24.8712	21.4553	30.6297	16.2584	93.2146
	S	87.944	82.243	71.455	96.202	82.648
11	T	24.7860	21.5906	30.5632	16.2515	93.1913
	S	88.246	81.727	71.610	96.243	82.669
12	T	24.8594	21.4926	30.6602	16.2271	93.2393
	S	87.986	82.100	71.384	96.388	82.626
13	T	24.8809	21.5655	30.7211	16.1813	93.3488
	S	87.910	81.823	71.242	96.660	82.529
14	T	24.7002	21.6555	30.6208	16.2780	93.2545
	S	88.553	81.483	71.475	96.086	82.613
15	T	24.9296	21.6415	30.7577	16.2644	93.5932
	S	87.738	81.535	71.157	96.167	82.314
16	T	24.9597	21.5855	30.6740	16.2020	93.4212
	S	87.632	81.747	71.352	96.537	82.465
17	T	24.8789	21.6720	30.7569	16.2019	93.5097
	S	87.917	81.421	71.159	96.537	82.387
18	T	24.9130	21.6445	30.7427	16.2110	93.5112
	S	87.796	81.524	71.192	96.483	82.386
19	T	24.9732	21.5210	30.7121	16.2530	93.4593
	S	87.585	81.992	71.263	96.234	82.432

Event: Global MX-5 Cup at NJMP Thunderbolt
Track: New Jersey Motorsports Park
Report: Section Data Report
Session: Race 1

Round 9 / 10
2.14 mile(s)

Global Mazda MX-5 Cup
October 11, 2020



Section Data for Car 87 - Rollan, Selin

Lap	T/SF to I1	I1 to I2	I2 to I3	I3 to SF	Lap	
20	T	24.9295	21.6821	30.7131	16.2217	93.5464
	S	87.738	81.383	71.261	96.420	82.355
21	T	24.8274	21.6798	30.7234	16.2264	93.4570
	S	88.099	81.391	71.237	96.392	82.434
22	T	24.8957	21.6629	30.8103	16.2862	93.6551
	S	87.857	81.455	71.036	96.038	82.259
23	T	24.8710	21.6509	30.9514	16.2142	93.6875
	S	87.945	81.500	70.712	96.464	82.231
24	T	24.9351	21.7742	30.8455	16.2000	93.7548
	S	87.719	81.038	70.955	96.549	82.172
25	T	24.9741	21.6591	30.8598	16.1828	93.6758
	S	87.582	81.469	70.922	96.651	82.241
26	T	24.9201	21.6813	30.8102	16.2119	93.6235
	S	87.771	81.386	71.036	96.478	82.287
27	T	25.0643	21.7244	30.9344	16.2635	93.9866
	S	87.266	81.224	70.751	96.172	81.969
28	T	25.0894	21.7194	30.9713	16.2223	94.0024
	S	87.179	81.243	70.667	96.416	81.955
29	T	25.0956	21.8607	31.0807	16.2939	94.3309
	S	87.158	80.718	70.418	95.992	81.670
30	T	29.6585	26.2679			
	S	73.749	67.175			

Event: **Global MX-5 Cup at NJMP Thunderbolt**
Track: **New Jersey Motorsports Park**
Report: **Section Data Report**
Session: **Race 1**

Round 9 / 10
2.14 mile(s)

Global Mazda MX-5 Cup
October 11, 2020



Section Data for Car 9 - Piscitell, Justin

Lap	T/SF to I1	I1 to I2	I2 to I3	I3 to SF	Lap	
1	T	28.6731	22.6337	31.5240	15.9436	98.7744
	S	76.283	77.961	69.428	98.101	77.996
2	T	25.8405	22.0740	30.9137	15.9529	94.7811
	S	84.645	79.938	70.798	98.044	81.282
3	T	25.2560	21.6901	30.8358	15.9435	93.7254
	S	86.604	81.353	70.977	98.102	82.198
4	T	25.9174	21.8666	30.8423	15.9573	94.5836
	S	84.394	80.696	70.962	98.017	81.452
5	T	25.1333	21.6065	30.7425	15.9345	93.4168
	S	87.027	81.667	71.193	98.158	82.469
6	T	25.1112	21.7344	31.6152	15.9086	94.3694
	S	87.103	81.187	69.227	98.317	81.637
7	T	24.8488	21.5981	30.5341	16.0555	93.0365
	S	88.023	81.699	71.678	97.418	82.806
8	T	24.7616	21.7780	30.8108	16.0052	93.3556
	S	88.333	81.024	71.035	97.724	82.523
9	T	24.9249	21.6440	30.6702	15.9431	93.1822
	S	87.755	81.526	71.360	98.105	82.677
10	T	24.9510	21.6661	30.7590	16.0382	93.4143
	S	87.663	81.443	71.154	97.523	82.471
11	T	24.8534	21.6178	30.7501	16.0208	93.2421
	S	88.007	81.625	71.175	97.629	82.624
12	T	24.7635	21.7367	30.8241	16.1239	93.4482
	S	88.326	81.178	71.004	97.005	82.441
13	T	24.8063	21.6692	30.7620	16.0805	93.3180
	S	88.174	81.431	71.147	97.266	82.556
14	T	25.0324	21.5608	30.8847	16.2099	93.6878
	S	87.378	81.840	70.865	96.490	82.231
15	T	24.8804	21.7098	30.8657	16.0500	93.5059
	S	87.911	81.279	70.908	97.451	82.391
16	T	24.9906	21.8172	30.9335	16.1440	93.8853
	S	87.524	80.879	70.753	96.884	82.058
17	T	25.0597	21.9851	31.1271	16.1189	94.2908
	S	87.282	80.261	70.313	97.035	81.705
18	T	25.1304	21.7955	30.9607	16.1096	93.9962
	S	87.037	80.959	70.691	97.091	81.961
19	T	25.0023	21.7128	30.9217	16.2101	93.8469
	S	87.483	81.268	70.780	96.489	82.091

Event: Global MX-5 Cup at NJMP Thunderbolt
Track: New Jersey Motorsports Park
Report: Section Data Report
Session: Race 1

Round 9 / 10
2.14 mile(s)

Global Mazda MX-5 Cup
October 11, 2020



Section Data for Car 9 - Piscitell, Justin

Lap	T/SF to I1	I1 to I2	I2 to I3	I3 to SF	Lap	
20	T	24.9736	21.7329	31.0904	16.1778	93.9747
	S	87.583	81.192	70.396	96.681	81.980
21	T	25.2667	21.7543	31.1262	16.2632	94.4104
	S	86.567	81.112	70.315	96.174	81.601
22	T	25.0718	21.7547	31.0529	16.1743	94.0537
	S	87.240	81.111	70.481	96.702	81.911
23	T	25.1557	22.1142	31.0725	16.1288	94.4712
	S	86.949	79.792	70.436	96.975	81.549
24	T	25.0143	21.8348	31.1319	16.2272	94.2082
	S	87.441	80.813	70.302	96.387	81.776
25	T	25.1336	21.8426	30.9822	16.1277	94.0861
	S	87.026	80.785	70.642	96.982	81.882
26	T	24.9316	21.9860	31.2837	16.1719	94.3732
	S	87.731	80.258	69.961	96.717	81.633
27	T	24.9949	21.8148	31.1310	16.2304	94.1711
	S	87.509	80.888	70.304	96.368	81.809
28	T	25.1062	21.6580	31.1237	16.1139	94.0018
	S	87.121	81.473	70.321	97.065	81.956
29	T	25.2125	21.9100	31.2172	16.0341	94.3738
	S	86.754	80.536	70.110	97.548	81.633
30	T	29.6790	27.9260			
	S	73.698	63.186			

Event: **Global MX-5 Cup at NJMP Thunderbolt**
Track: **New Jersey Motorsports Park**
Report: **Section Data Report**
Session: **Race 1**

Round 9 / 10
2.14 mile(s)

Global Mazda MX-5 Cup
October 11, 2020



Section Data for Car 96 - Thomas, Jared (R)

Lap	T/SF to I1	I1 to I2	I2 to I3	I3 to SF	Lap	
1	T	27.9360	21.9936	30.5115	16.1940	96.6351
	S	78.296	80.230	71.732	96.585	79.723
2	T	24.7079	21.5794	30.4369	16.1532	92.8774
	S	88.525	81.770	71.907	96.829	82.948
3	T	24.8098	21.5736	30.4861	16.1166	92.9861
	S	88.162	81.792	71.791	97.048	82.851
4	T	24.7405	21.6441	30.5009	16.1304	93.0159
	S	88.409	81.525	71.756	96.965	82.825
5	T	24.6328	21.8274	30.3246	16.2532	93.0380
	S	88.795	80.841	72.174	96.233	82.805
6	T	24.6811	21.6995	30.4660	16.2117	93.0583
	S	88.621	81.317	71.839	96.479	82.787
7	T	24.6861	21.6130	30.6072	16.1609	93.0672
	S	88.603	81.643	71.507	96.782	82.779
8	T	24.7375	21.6982	30.5665	16.1438	93.1460
	S	88.419	81.322	71.602	96.885	82.709
9	T	24.6897	21.6051	30.5323	16.2197	93.0468
	S	88.590	81.673	71.683	96.432	82.797
10	T	24.7668	21.6076	30.6634	16.1817	93.2195
	S	88.315	81.663	71.376	96.658	82.644
11	T	24.7500	21.6079	30.7428	16.1036	93.2043
	S	88.375	81.662	71.192	97.127	82.657
12	T	24.8887	21.7236	30.6599	16.2361	93.5083
	S	87.882	81.227	71.384	96.334	82.388
13	T	24.8081	21.7081	30.6721	16.1215	93.3098
	S	88.168	81.285	71.356	97.019	82.564
14	T	24.7191	21.7586	30.6784	16.2372	93.3933
	S	88.485	81.096	71.341	96.328	82.490
15	T	24.9317	21.8594	30.7530	16.1943	93.7384
	S	87.731	80.723	71.168	96.583	82.186
16	T	24.8971	21.7493	30.7298	16.1856	93.5618
	S	87.853	81.131	71.222	96.635	82.341
17	T	24.9838	21.6690	30.9380	16.0995	93.6903
	S	87.548	81.432	70.743	97.152	82.228
18	T	24.8386	21.7299	30.7772	16.1349	93.4806
	S	88.059	81.204	71.112	96.938	82.413
19	T	24.8539	21.6771	30.7206	16.2776	93.5292
	S	88.005	81.401	71.243	96.089	82.370

Event: Global MX-5 Cup at NJMP Thunderbolt
Track: New Jersey Motorsports Park
Report: Section Data Report
Session: Race 1

Round 9 / 10
2.14 mile(s)

Global Mazda MX-5 Cup
October 11, 2020



Section Data for Car 96 - Thomas, Jared (R)

Lap	T/SF to I1	I1 to I2	I2 to I3	I3 to SF	Lap	
20	T	24.9044	21.6568	30.8166	16.2114	93.5892
	S	87.827	81.478	71.021	96.481	82.317
21	T	24.8943	21.8174	30.8210	16.1259	93.6586
	S	87.862	80.878	71.011	96.992	82.256
22	T	24.9099	21.6583	30.7850	16.1703	93.5235
	S	87.807	81.472	71.094	96.726	82.375
23	T	24.9063	21.6828	30.8117	16.1977	93.5985
	S	87.820	81.380	71.033	96.563	82.309
24	T	24.9593	21.8424	30.9143	16.1139	93.8299
	S	87.634	80.785	70.797	97.065	82.106
25	T	24.9014	21.8080	31.0201	16.0537	93.7832
	S	87.837	80.913	70.555	97.429	82.147
26	T	24.9496	21.7848	31.0301	16.0654	93.8299
	S	87.668	80.999	70.533	97.358	82.106
27	T	24.8142	21.8020	31.1643	16.0881	93.8686
	S	88.146	80.935	70.229	97.220	82.072
28	T	24.9178	21.8078	30.9780	16.1882	93.8918
	S	87.780	80.914	70.651	96.619	82.052
29	T	25.5913	21.7564	30.9845	16.2422	94.5744
	S	85.469	81.105	70.636	96.298	81.460
30	T	28.2670	25.9787			
	S	77.379	67.923			

Event: **Global MX-5 Cup at NJMP Thunderbolt**
Track: **New Jersey Motorsports Park**
Report: **Section Data Report**
Session: **Race 1**

Round 9 / 10
2.14 mile(s)

Global Mazda MX-5 Cup
October 11, 2020



Section Data for Car 98 - Robillard, Jackson

Lap	T/SF to I1	I1 to I2	I2 to I3	I3 to SF	Lap	
1	T	29.4875	23.0722	31.4570	16.0028	100.0195
	S	74.176	76.479	69.575	97.739	77.025
2	T	25.7373	22.4627	30.8563	15.9367	94.9930
	S	84.985	78.554	70.930	98.144	81.101
3	T	25.5163	21.9977	31.2329	15.9953	94.7422
	S	85.721	80.215	70.075	97.784	81.315
4	T	46.6305	22.6844	31.5648	16.4616	117.3413
	S	46.906	77.787	69.338	95.015	65.655
5	T	25.8041	22.0558	31.3505	16.3733	95.5837
	S	84.765	80.004	69.812	95.527	80.600
6	T	25.4142	22.3316	30.8978	16.3566	95.0002
	S	86.065	79.016	70.835	95.624	81.095
7	T	25.6562	22.0095	31.0875	16.5098	95.2630
	S	85.253	80.172	70.402	94.737	80.871
8	T	25.2603	22.1383	31.0578	16.3508	94.8072
	S	86.589	79.706	70.470	95.658	81.260
9	T	25.3034	22.0672	30.8105	16.3803	94.5614
	S	86.442	79.962	71.035	95.486	81.471
10	T	25.5560	22.1919	31.0822	16.4001	95.2302
	S	85.587	79.513	70.414	95.371	80.899
11	T	25.6024	22.0953	30.9586	16.3686	95.0249
	S	85.432	79.861	70.696	95.554	81.073
12	T	25.2705	22.0843	31.4776	16.5834	95.4158
	S	86.554	79.900	69.530	94.317	80.741
13	T	25.5002	22.3065	31.2708	16.4974	95.5749
	S	85.775	79.105	69.990	94.808	80.607
14	T	25.4795	22.1289	30.9917	16.5399	95.1400
	S	85.844	79.739	70.620	94.565	80.975
15	T	25.5844	22.2649	31.0898	16.3801	95.3192
	S	85.492	79.252	70.397	95.487	80.823
16	T	25.4854	22.3181	31.1978	16.4003	95.4016
	S	85.825	79.063	70.154	95.370	80.753
17	T	25.9128	22.3007	31.1985	16.3693	95.7813
	S	84.409	79.125	70.152	95.550	80.433
18	T	25.4606	22.1960	31.2909	16.6278	95.5753
	S	85.908	79.498	69.945	94.065	80.607
19	T	25.4206	22.2006	31.1031	16.4108	95.1351
	S	86.043	79.482	70.367	95.309	80.980

Event: Global MX-5 Cup at NJMP Thunderbolt
Track: New Jersey Motorsports Park
Report: Section Data Report
Session: Race 1

Round 9 / 10
2.14 mile(s)

Global Mazda MX-5 Cup
October 11, 2020



Section Data for Car 98 - Robillard, Jackson

Lap	T/SF to I1	I1 to I2	I2 to I3	I3 to SF	Lap	
20	T	25.3771	22.2084	31.2589	16.4409	95.2853
	S	86.191	79.454	70.016	95.134	80.852
21	T	25.5399	22.2418	31.1536	16.4810	95.4163
	S	85.641	79.335	70.253	94.903	80.741
22	T	25.4526	22.4023	31.2532	16.3808	95.4889
	S	85.935	78.766	70.029	95.483	80.680
23	T	25.4699	22.2564	31.3438	16.4425	95.5126
	S	85.877	79.283	69.827	95.125	80.660
24	T	25.4637	22.1866	31.2526	16.4131	95.3160
	S	85.898	79.532	70.031	95.295	80.826
25	T	25.5932	22.3831	31.3532	16.4784	95.8079
	S	85.463	78.834	69.806	94.918	80.411
26	T	25.7223	22.2548	31.3563	16.4146	95.7480
	S	85.034	79.288	69.799	95.287	80.461
27	T	25.4961	22.1610	31.2132	16.3909	95.2612
	S	85.789	79.624	70.119	95.424	80.872
28	T	25.4160	22.2433	31.2585	16.4170	95.3348
	S	86.059	79.329	70.017	95.273	80.810
29	T	25.7313	22.3260	31.2696	16.5025	95.8294
	S	85.004	79.035	69.992	94.779	80.393

Event: Global MX-5 Cup at NJMP Thunderbolt
Track: New Jersey Motorsports Park
Report: Section Data Report
Session: Race 1

Round 9 / 10
2.14 mile(s)








Global Mazda MX-5 Cup
October 11, 2020

Section Data for Car

Report Support Information

Section Legend	
Name	Length
SF to I1	0.607576 miles
I1 to I2	0.490152 miles
I2 to I3	0.607955 miles
I3 to SF	0.434470 miles
Lap	2.140000 miles
SFP to I1	0.607576 miles
I3 to SFP	0.434470 miles

Color Legend	
	Fastest Lap
	Section Under Caution
	Section Under Green
	Section Time Data
	Section Speed Data

