


**Event:** MX-5 Cup at Road America  
**Track:** Road America  
**Report:** Section Data Report  
**Session:** Qualifications

**Round 5 / 6**  
**4.014 mile(s)**  
**Battery Tender Global MX-5 Cup**  
**June 21, 2018**



**Section Data for Car 01 - Reger, Nikko**

Lap	T/S	I12 to I13	I13 to I14	I14 to SF	SF to I1	I1 to I2	I2 to I3	I3 to I4	I4 to I5	I5 to I6	I6 to I7	I7 to I8	I8 to I9	I9 to I10	I10 to I11	I11 to I12
1	T	6.8148	5.1871	9.7106	7.3202	12.1533	11.2580	15.5133	13.2638	14.0938	9.9489	15.1686	10.0949	9.8504	11.1655	5.4144
	S	77.038	85.176	99.984	114.937	97.392	83.577	108.250	76.593	80.354	76.961	88.505	110.970	121.407	72.728	89.030
2	T	6.9220	5.2755	9.7898	7.3915	12.2123	11.2053	15.4541	13.0541	14.1762	9.6355	15.1144	10.0015	9.8540	10.8868	5.5627
	S	75.845	83.749	99.176	113.829	96.922	83.970	108.665	77.823	79.887	79.465	88.823	112.006	121.363	74.590	86.657
3	T	7.0841	5.2713	9.6740	7.3922	15.6112	12.3748	16.1931	13.5519	15.1717	9.8184	15.3551	10.4991	10.2154	10.9422	5.4047
	S	74.110	83.816	100.363	113.818	75.820	76.034	103.706	74.964	74.646	77.984	87.430	106.697	117.069	74.212	89.190
4	T	6.8800	5.2453	9.7453	7.4417	12.2971	11.2685	15.4413	12.9935	14.3562	9.7599	15.4835	10.1754	10.1973	11.1109	5.3319
	S	76.308	84.231	99.628	113.061	96.253	83.499	108.755	78.186	78.886	78.452	86.705	110.092	117.277	73.085	90.408
5	T	6.8557	5.2511	9.6025	7.3297	12.3875	11.2109	15.7093	13.1278	14.1729	9.6860	15.0987	10.0886	9.8120	11.3280	5.3925
	S	76.579	84.138	101.110	114.788	95.551	83.928	106.900	77.386	79.906	79.050	88.915	111.039	121.882	71.685	89.392
6	T	6.9618	5.2854	9.6753	7.3025	12.3166	11.4973	15.3420	13.5145	14.4887	9.7380	15.4226	10.4397	10.3317	11.0892	5.4766
	S	75.412	83.592	100.349	115.216	96.101	81.837	109.459	75.172	78.164	78.628	87.048	107.305	115.751	73.228	88.019
7	T	6.9932														
	S	75.073														

Event: MX-5 Cup at Road America

Track: Road America

Report: Section Data Report

Session: Qualifications

Round 5 / 6

4.014 mile(s)

Battery Tender Global MX-5 Cup

June 21, 2018




Section Data for Car 01 - Reger, Nikko

Lap	T/SLap	PO to SF	SF to PI
1	T	156.9576	159.5408
	S	92.066	85.297
2	T	156.5357	
	S	92.314	
3	T	164.5592	
	S	87.813	
4	T	157.7278	
	S	91.616	
5	T	157.0532	
	S	92.010	
6	T	158.8819	156.0185
	S	90.951	88.224
7	T		
	S		

Event: MX-5 Cup at Road America  
 Track: Road America  
 Report: Section Data Report  
 Session: Qualifications

Round 5 / 6  
 4.014 mile(s)  
 Battery Tender Global MX-5 Cup  
 June 21, 2018



Section Data for Car 03 - Harrison, Ashton

Lap	T/S	I12 to I13	I13 to I14	I14 to SF	SF to I1	I1 to I2	I2 to I3	I3 to I4	I4 to I5	I5 to I6	I6 to I7	I7 to I8	I8 to I9	I9 to I10	I10 to I11	I11 to I12
1	T	7.2127	5.4060	10.1327	7.7677	12.6165	11.5306	16.5202	13.5544	14.7499	10.2889	15.7394	10.4115	10.5180	11.1831	5.5624
	S	72.788	81.727	95.819	108.316	93.817	81.601	101.652	74.951	76.780	74.418	85.296	107.595	113.701	72.614	86.661
2	T			10.1109	7.7343	12.5112	11.6533	16.8498	13.8699	14.6402	9.8865	15.4546	10.5214	10.5322	11.3535	5.5527
	S			96.026	108.783	94.606	80.742	99.664	73.246	77.356	77.447	86.867	106.471	113.548	71.524	86.813
3	T	6.9852	5.3834	10.0778	7.7223	12.4159	11.6756	20.9940	16.7506	16.9454	11.1301	18.8200	16.0172	18.1573	13.7126	7.7086
	S	75.159	82.070	96.341	108.952	95.332	80.588	79.990	60.649	66.832	68.794	71.334	69.939	65.864	59.219	62.533
4	T	9.4232														
	S	55.714														

Event: MX-5 Cup at Road America

Track: Road America

Report: Section Data Report

Session: Qualifications

Round 5 / 6

4.014 mile(s)

Battery Tender Global MX-5 Cup

June 21, 2018



Section Data for Car 03 - Harrison, Ashton

Lap	T/SLap	PO to SF	SF to PI
1	T	163.1940	174.4969
	S	88.547	77.987
2	T	163.0409	
	S	88.631	
3	T	194.4960	195.5971
	S	74.297	70.372
4	T		
	S		

Event: MX-5 Cup at Road America

Track: Road America

Report: Section Data Report

Session: Qualifications

Round 5 / 6

4.014 mile(s)

Battery Tender Global MX-5 Cup

June 21, 2018



Section Data for Car 07 - DaSilva, Joe

Lap	T/S	I12 to I13	I13 to I14	I14 to SF	SF to I1	I1 to I2	I2 to I3	I3 to I4	I4 to I5	I5 to I6	I6 to I7	I7 to I8	I8 to I9	I9 to I10	I10 to I11	I11 to I12
1	T	7.2549	5.2349	9.6424	7.2565	13.0280	11.5286	15.4775	13.5145	14.6877	10.3544	15.6494	10.3770	10.3830	11.4813	5.3985
	S	72.365	84.399	100.692	115.946	90.853	81.615	108.501	75.172	77.105	73.947	85.786	107.953	115.180	70.728	89.292
2	T	7.2641	5.3780	9.7730	7.3457	12.6595	11.5915	15.7673	13.5630	14.6412	10.0381	15.4452	10.4183	10.3138	11.2212	5.4327
	S	72.273	82.153	99.346	114.538	93.498	81.172	106.506	74.903	77.350	76.278	86.920	107.525	115.952	72.367	88.730
3	T	6.9597	5.2598	9.8253	7.5135	12.7147	11.5438	15.8827	13.2525	14.5103	10.0416	15.5286	10.4314	10.2953	11.3954	5.5358
	S	75.434	83.999	98.817	111.980	93.092	81.508	105.733	76.658	78.048	76.251	86.453	107.390	116.161	71.261	87.078
4	T	6.9141	5.3243	9.9241	7.5475	12.5080	11.6261	16.0531	13.5563	14.7208	9.9176	15.4722	10.4321	10.2798	11.2252	5.6078
	S	75.932	82.981	97.833	111.476	94.630	80.931	104.610	74.940	76.932	77.204	86.769	107.383	116.336	72.341	85.960
5	T	7.1872	5.4292	10.0886	7.6544	12.5379	11.5475	16.1107	13.8506	14.7171	10.0480	15.5501	11.6923	11.4921	11.4715	5.5504
	S	73.047	81.378	96.238	109.919	94.405	81.482	104.236	73.348	76.951	76.202	86.334	95.809	104.064	70.788	86.849
6	T	7.5364					11.6382	16.2575	13.4653	14.7858	9.9600	15.5584	10.5750	10.4621	11.2809	5.5730
	S	69.662					80.847	103.295	75.446	76.594	76.876	86.288	105.932	114.309	71.984	86.497
7	T	7.6797					11.5331	15.9925	13.3891	14.5831	9.9117	15.9457	10.4947	10.4286	11.4186	5.5566
	S	68.362					81.583	105.007	75.876	77.658	77.250	84.192	106.742	114.676	71.116	86.752
8	T	7.4469														
	S	70.499														

Event: MX-5 Cup at Road America

Track: Road America

Report: Section Data Report

Session: Qualifications

Round 5 / 6

4.014 mile(s)

Battery Tender Global MX-5 Cup

June 21, 2018



Section Data for Car 07 - DaSilva, Joe

Lap	T/SLap	PI to PO	PO to SF	SF to PI
1	T	161.2686		173.4573
	S	89.605		78.454
2	T	160.8526		
	S	89.836		
3	T	160.6904		
	S	89.927		
4	T	161.1090		
	S	89.693		
5	T	164.9276		162.4993
	S	87.617		84.705
6	T	319.1846	162.9623	
	S	45.273	9.338	
7	T	315.5487	159.4213	
	S	45.795	9.546	
8	T			
	S			

**Event:** MX-5 Cup at Road America  
**Track:** Road America  
**Report:** Section Data Report  
**Session:** Qualifications

**Round 5 / 6**  
**4.014 mile(s)**  
**Battery Tender Global MX-5 Cup**  
**June 21, 2018**



**Section Data for Car 13 - Noaker, Robert (R)**

Lap	T/S	I12 to I13	I13 to I14	I14 to SF	SF to I1	I1 to I2	I2 to I3	I3 to I4	I4 to I5	I5 to I6	I6 to I7	I7 to I8	I8 to I9	I9 to I10	I10 to I11	I11 to I12
1	T	7.3704	5.4831	10.0897	7.6705	12.6328	11.4684	16.0039	13.8890	14.4592	9.9548	15.3161	11.1891	10.5736	11.6556	5.5972
	S	71.231	80.578	96.228	109.688	93.695	82.044	104.932	73.145	78.324	76.916	87.653	100.118	113.103	69.670	86.123
2	T	7.0451	5.2443	9.6638	7.2135	12.4912	11.7255	15.6536	13.5870	14.4578	9.8749	15.5666	10.4344	10.1256	11.0607	5.4857
	S	74.520	84.247	100.469	116.637	94.758	80.245	107.280	74.771	78.331	77.538	86.242	107.359	118.107	73.417	87.873
3	T	7.0657	5.2512	9.8102	7.5433	12.5309	11.3542	15.4925	13.4491	14.2992	10.0457	15.1941	10.1741	9.9573	11.2605	5.4496
	S	74.303	84.137	98.969	111.538	94.457	82.869	108.396	75.537	79.200	76.220	88.357	110.106	120.104	72.115	88.455
4	T	6.8891	5.3277	9.8429	7.5644	13.2176	11.3407	15.3710	13.4389	14.4656	9.8013	15.1796	10.2315	9.9310	11.3570	5.4827
	S	76.207	82.929	98.641	111.227	89.550	82.967	109.252	75.595	78.289	78.120	88.441	109.488	120.422	71.502	87.921
5	T	7.1152	5.2747	9.6354	7.2197	12.6681	11.4358	15.8714	13.8082	15.0391	9.9569	15.2925	10.2500	10.1051	11.3174	5.5433
	S	73.786	83.762	100.765	116.537	93.434	82.278	105.808	73.573	75.304	76.900	87.788	109.290	118.347	71.752	86.960
6	T	7.0590	5.2577	9.6782	7.2581	13.2824	11.7317	16.8378	13.7556	14.7596	10.3456	15.6156	11.7545	12.4868	11.1301	5.3767
	S	74.373	84.033	100.319	115.921	89.113	80.202	99.735	73.854	76.730	74.010	85.972	95.302	95.774	72.959	89.655
7	T	6.9000	5.3031	9.7701	7.4071	12.3140	11.4236	15.6897	13.3481	14.3057	9.7188	15.2608	10.3418	10.1337	10.9569	5.3898
	S	76.087	83.313	99.376	113.589	96.121	82.365	107.033	76.109	79.164	78.784	87.970	108.320	118.013	74.113	89.437
8	T	6.8849	5.2493	9.7975	7.4595	12.3190	11.4875	15.8163	13.2770	14.2356	9.7626	15.3088	10.2506	10.0316	11.0567	5.3516
	S	76.254	84.167	99.098	112.791	96.082	81.907	106.176	76.516	79.554	78.430	87.695	109.284	119.214	73.444	90.075
9	T	6.8968	5.2283	9.6559	7.3147	12.4101	11.3822	15.4732	13.4176	14.4575	10.1468	15.1855	10.2173	10.0293	11.0941	5.3998
	S	76.122	84.505	100.551	115.024	95.377	82.665	108.531	75.715	78.333	75.460	88.407	109.640	119.242	73.196	89.271
10	T	7.0063	5.2133	9.7027	7.9379	13.1099	11.7542	17.1743	13.9619	14.5027	10.3450	16.5397	10.7727	10.9210	11.2935	5.5048
	S	74.933	84.748	100.066	105.993	90.286	80.049	97.781	72.763	78.089	74.015	81.168	103.988	109.505	71.904	87.568
11	T	7.2823	5.5386	10.2122	7.9329	13.8548	12.3509	18.8658								
	S	72.093	79.771	95.073	106.060	85.432	76.181	89.014								

**Event:** MX-5 Cup at Road America  
**Track:** Road America  
**Report:** Section Data Report  
**Session:** Qualifications

**Round 5 / 6**  
**4.014 mile(s)**  
**Battery Tender Global MX-5 Cup**  
**June 21, 2018**




**Section Data for Car 13 - Noaker, Robert (R)**

Lap	T/SLap	PO to SF
1	T	163.3534 180.1938
	S	88.461 75.521
2	T	159.6297
	S	90.525
3	T	158.8776
	S	90.953
4	T	159.4410
	S	90.632
5	T	160.5328
	S	90.015
6	T	166.3294
	S	86.878
7	T	158.2632
	S	91.306
8	T	158.2885
	S	91.292
9	T	158.3091
	S	91.280
10	T	165.7399
	S	87.187
11	T	
	S	



**Event:** MX-5 Cup at Road America  
**Track:** Road America  
**Report:** Section Data Report  
**Session:** Qualifications

**Round 5 / 6**  
**4.014 mile(s)**  
**Battery Tender Global MX-5 Cup**  
**June 21, 2018**




**Section Data for Car 16 - Dean II, John**

Lap	T/S	I12 to I13	I13 to I14	I14 to SF	SF to I1	I1 to I2	I2 to I3	I3 to I4	I4 to I5	I5 to I6	I6 to I7	I7 to I8	I8 to I9	I9 to I10	I10 to I11	I11 to I12
1	T	6.8110	5.2144	9.7176	7.4056	12.1196	11.1476	15.5637	13.2936	14.3257	9.6444	15.0890	10.0066	10.0304	11.3226	5.2912
	S	77.081	84.730	99.912	113.612	97.663	84.405	107.900	76.421	79.054	79.391	88.972	111.949	119.228	71.719	91.103
2	T	6.8033	5.3368	9.6860	7.2944	12.1087	11.1501	15.4563	13.4540	14.1868	9.7372	15.1625	10.0383	9.9145	11.1860	5.4890
	S	77.168	82.787	100.238	115.344	97.751	84.386	108.649	75.510	79.828	78.635	88.541	111.595	120.622	72.595	87.820
3	T	6.9448	5.5425	10.5971	8.0102	12.4875	11.3972	15.6831	13.4589	14.9728	12.4847	18.5991	10.3767	10.7299	11.2067	5.3845
	S	75.596	79.715	91.620	105.037	94.786	82.556	107.078	75.482	75.637	61.330	72.181	107.956	111.456	72.461	89.525
4	T	6.8966	5.2209	9.6892	7.2978	12.2294	11.6763	16.6557	14.1085	15.2735	9.8068	15.2398	10.1773	9.9331	10.9674	5.3038
	S	76.124	84.625	100.205	115.290	96.786	80.583	100.825	72.007	74.148	78.077	88.092	110.071	120.396	74.042	90.887
5	T	6.6880	5.1940	9.5841	7.1853	12.2125	11.3390	15.4931	12.9846	14.1827	9.6044	15.0048	10.0356	10.0273	11.1591	5.3213
	S	78.499	85.063	101.304	117.095	96.920	82.980	108.391	78.240	79.851	79.722	89.471	111.625	119.265	72.770	90.588
6	T	6.7653	5.2900	9.6973	7.2941	12.3390	11.1510	15.2024	13.2093	14.4933	9.7858	15.0677	10.0014	9.8357	11.5266	5.4223
	S	77.602	83.520	100.122	115.349	95.926	84.379	110.464	76.909	78.140	78.244	89.098	112.007	121.589	70.450	88.901
7	T	7.0780	5.5846	11.8567	8.6793	12.7306	11.6357	16.6083	13.8792	15.3280	10.4118	15.5478	10.2769	9.9861	11.0427	5.3124
	S	74.173	79.114	81.887	96.939	92.976	80.864	101.113	73.197	73.884	73.540	86.347	109.004	119.757	73.537	90.740
8	T	6.8438	5.2229	9.6442	7.2939	12.2677	11.1569	15.4623	12.9947	14.1514	9.5845	15.0799	10.0133	9.8405	11.0125	5.3260
	S	76.712	84.593	100.673	115.352	96.484	84.334	108.607	78.179	80.027	79.888	89.026	111.874	121.529	73.739	90.508
9	T	6.7939	5.2163	9.5770	7.2464	12.2130	11.2149	15.1011	13.6809	15.8850	12.3174	16.4238	10.5214	10.3965	11.1315	5.3524
	S	77.275	84.700	101.379	116.108	96.916	83.898	111.205	74.257	71.294	62.163	81.741	106.471	115.030	72.950	90.062
10	T	6.8892	5.2438	9.6648	7.3254	12.2537	11.2316	15.2700	13.2817	14.1553	9.6058	15.1063	10.0756	9.8921	11.1145	5.3501
	S	76.206	84.255	100.458	114.856	96.594	83.773	109.975	76.489	80.005	79.710	88.870	111.182	120.895	73.062	90.100
11	T	7.3749														
	S	71.187														

**Event:** MX-5 Cup at Road America  
**Track:** Road America  
**Report:** Section Data Report  
**Session:** Qualifications

**Round 5 / 6**  
**4.014 mile(s)**  
**Battery Tender Global MX-5 Cup**  
**June 21, 2018**



**Section Data for Car 16 - Dean II, John**

Lap	T/SLap	PO to SF	SF to PI
1	T	156.9830	177.9849
	S	92.051	76.458
2	T	157.0039	
	S	92.038	
3	T	167.8757	
	S	86.078	
4	T	160.4761	
	S	90.047	
5	T	156.0158	
	S	92.621	
6	T	157.0812	
	S	91.993	
7	T	165.9581	
	S	87.073	
8	T	155.8945	
	S	92.693	
9	T	163.0715	
	S	88.614	
10	T	156.4599	154.7500
	S	92.358	88.947
11	T		
	S		

Event: MX-5 Cup at Road America  
Track: Road America  
Report: Section Data Report  
Session: Qualifications

Round 5 / 6  
4.014 mile(s)  
Battery Tender Global MX-5 Cup  
June 21, 2018



Section Data for Car 17 - Lukazik(c), Albert (R)

Lap	T/S	I12 to I13	I13 to I14	I14 to SF	SF to I1	I1 to I2	I2 to I3	I3 to I4	I4 to I5	I5 to I6	I6 to I7	I7 to I8	I8 to I9	I9 to I10	I10 to I11	I11 to I12
1	T	7.7022	5.6778	10.4394	7.9428	14.3144	12.7502	16.8312	14.0377	15.7392	11.4477	16.9593	11.6864	10.9817	11.9214	5.8691
	S	68.162	77.815	93.004	105.928	82.689	73.796	99.774	72.370	71.954	66.885	79.160	95.857	108.900	68.117	82.133
2	T	7.7066	5.6142	10.3409	7.8143	13.9532	12.3980	16.7244	13.8704	15.7987	10.4087	16.6256	11.7359	11.2010	12.0270	5.8570
	S	68.123	78.697	93.890	107.670	84.829	75.892	100.411	73.243	71.683	73.562	80.749	95.453	106.768	67.519	82.302
3	T	7.7087	5.5898	10.3362	7.8580	13.8732	12.4136	16.8041	14.1286	15.4365	10.4036	16.6981	11.6660	11.1076	11.9306	5.7380
	S	68.105	79.040	93.933	107.071	85.318	75.797	99.935	71.904	73.365	73.598	80.398	96.025	107.666	68.064	84.009
4	T	7.3949	5.4611	10.2032	7.8104	13.8879	12.2393	16.7138	13.9821	15.4669	10.4742	16.5983	11.5012	11.0591	12.0154	5.8453
	S	70.995	80.903	95.157	107.724	85.228	76.876	100.475	72.658	73.221	73.102	80.882	97.401	108.138	67.584	82.467
5	T	7.5697	5.5464	10.3342	7.8636	14.0293	12.2939	16.6895	13.8272	15.4709	10.3756	16.7499	11.3978	11.0967	12.1408	5.9732
	S	69.355	79.659	93.951	106.995	84.369	76.535	100.621	73.472	73.202	73.796	80.150	98.285	107.772	66.886	80.701
6	T	7.6453	5.5227	10.2653	7.8698	13.9930	12.4457	16.5910	13.9977	15.6562	10.4796	16.9647	11.8924	11.2582	12.1547	5.9208
	S	68.670	80.000	94.582	106.910	84.588	75.601	101.219	72.577	72.336	73.064	79.135	94.197	106.226	66.809	81.416
7	T	7.6687	5.5586	10.3128	7.9173	14.2523	12.4144	16.7070	14.3885	16.0257	11.1769	17.6189	12.1102	11.3618	12.2638	6.0364
	S	68.460	79.484	94.146	106.269	83.049	75.792	100.516	70.606	70.668	68.506	76.197	92.503	105.257	66.215	79.856
8	T	7.7212	5.5830	10.3640	7.9472	13.8429	12.2197	16.7593	14.3139	15.7291	10.5290	16.8990	11.8812	11.3209	12.0590	6.1107
	S	67.995	79.136	93.681	105.869	85.505	76.999	100.202	70.974	72.000	72.721	79.443	94.286	105.637	67.339	78.885
9	T	7.7300	5.5567	10.3269	7.9304	14.2344	12.1934	16.6423	14.2380	15.6839	10.6087	16.9030	11.9859	11.2883	12.4127	6.0583
	S	67.917	79.511	94.017	106.093	83.153	77.165	100.907	71.352	72.208	72.175	79.424	93.462	105.942	65.421	79.568
10	T	7.6750	5.5431	10.3099	7.8867	13.9509	12.4518	16.7154	14.1622	15.7527	10.5543				12.0512	5.9153
	S	68.404	79.706	94.173	106.681	84.843	75.564	100.465	71.734	71.892	72.547				67.383	81.491
11	T	8.0006	5.9514	10.6162	8.3635	15.6629	13.5952	19.1264								
	S	65.620	74.238	91.455	100.599	75.569	69.209	87.801								

**Event:** MX-5 Cup at Road America  
**Track:** Road America  
**Report:** Section Data Report  
**Session:** Qualifications

**Round 5 / 6**  
**4.014 mile(s)**  
**Battery Tender Global MX-5 Cup**  
**June 21, 2018**



**Section Data for Car 17 - Lukazik(c), Albert (R)**

Lap	T/S Lap	PO to SF
1	T 174.3005	183.5372
	S 82.905	74.145
2	T 172.0759	
	S 83.977	
3	T 171.6926	
	S 84.164	
4	T 170.6531	
	S 84.677	
5	T 171.3587	
	S 84.328	
6	T 172.6571	
	S 83.694	
7	T 175.8133	
	S 82.192	
8	T 173.2801	
	S 83.393	
9	T 173.7929	
	S 83.147	
10	T 172.7289	
	S 83.659	
11	T	
	S	

**Event:** MX-5 Cup at Road America  
**Track:** Road America  
**Report:** Section Data Report  
**Session:** Qualifications

**Round 5 / 6**  
**4.014 mile(s)**  
**Battery Tender Global MX-5 Cup**  
**June 21, 2018**




**Section Data for Car 20 - Palermo(m), Hernan**

Lap	T/S	I12 to I13	I13 to I14	I14 to SF	SF to I1	I1 to I2	I2 to I3	I3 to I4	I4 to I5	I5 to I6	I6 to I7	I7 to I8	I8 to I9	I9 to I10	I10 to I11	I11 to I12
1	T	6.8919	5.1444	9.5913	7.2179	12.2342	11.3676	15.1971	13.3491	14.2744	9.6932	15.0749	10.0408	9.8147	11.4953	5.4181
	S	76.176	85.883	101.228	116.566	96.748	82.771	110.503	76.103	79.338	78.992	89.055	111.568	121.849	70.642	88.969
2	T	6.7918	5.3124	9.6342	7.1683	12.2627	11.5441	15.3853	13.2487	14.2158	9.7518	15.1584	10.3082	9.9123	11.2729	5.3401
	S	77.299	83.167	100.777	117.373	96.523	81.506	109.151	76.680	79.665	78.517	88.565	108.673	120.649	72.035	90.269
3	T	7.1279	5.2041	9.6177	7.1189	12.8673	11.3413	15.1419	13.8134	14.3538	9.6562	15.3680	10.1633	9.8224	11.1540	5.3862
	S	73.654	84.898	100.950	118.187	91.988	82.963	110.905	73.545	78.899	79.294	87.357	110.223	121.753	72.803	89.496
4	T	6.8968	5.3133	9.6313	7.2489	12.4493	11.4997	15.5994	13.4122	14.2673	9.6521	15.1885	10.1125	9.7890	11.5522	5.4866
	S	76.122	83.153	100.808	116.068	95.077	81.820	107.653	75.745	79.377	79.328	88.389	110.776	122.169	70.294	87.859
5	T	7.2310	5.2938	9.7502	7.3301	12.4806	11.4781	16.1736	13.5152	14.5451	9.5550	15.3098	10.1470	10.2642	12.0298	5.4716
	S	72.604	83.460	99.578	114.782	94.838	81.974	103.831	75.168	77.861	80.134	87.689	110.400	116.513	67.503	88.100
6	T	7.0417	5.2251	9.7353	7.5541	13.1861	11.5960	15.4932	13.6146	14.2810	9.7810	15.5725	10.2638	10.6973	12.4374	6.6788
	S	74.556	84.557	99.731	111.378	89.764	81.141	108.391	74.619	79.301	78.283	86.210	109.144	111.795	65.291	72.175
7	T	7.1181	5.2482	9.7557	7.4227	12.4100	11.5174	15.7507	12.9732	14.2587	9.5767	15.3091	10.2156	9.9053	11.2611	5.3825
	S	73.756	84.185	99.522	113.350	95.378	81.695	106.619	78.308	79.425	79.953	87.693	109.658	120.734	72.111	89.558
8	T	7.0306					13.1549	25.7751	18.8352	21.9496	16.2749	34.6840	17.1806	17.5607	14.7150	6.1168
	S	74.674					71.525	65.153	53.937	51.595	47.047	38.707	65.203	68.101	55.185	78.807
9	T	7.0003	5.1898	9.5993	7.2458	12.6247	11.5341	16.0986	13.4868	14.1384	9.7692	15.3817	10.2991	10.0910	11.2936	5.2940
	S	74.997	85.132	101.144	116.117	93.756	81.576	104.315	75.326	80.101	78.377	87.279	108.769	118.512	71.903	91.055
10	T	7.1139	5.2775	9.7603	7.4211	12.6327	11.6508	16.1347								
	S	73.799	83.717	99.475	113.375	93.696	80.759	104.081								

**Event:** MX-5 Cup at Road America  
**Track:** Road America  
**Report:** Section Data Report  
**Session:** Qualifications

**Round 5 / 6**  
**4.014 mile(s)**  
**Battery Tender Global MX-5 Cup**  
**June 21, 2018**



**Section Data for Car 20 - Palermo(m), Hernan**

Lap	T/SLap	PI to PO	PO to SF	SF to PI
1	T	156.8049		168.4382
	S	92.155		80.792
2	T	157.3070		
	S	91.861		
3	T	158.1364		
	S	91.379		
4	T	158.0991		
	S	91.401		
5	T	160.5751		
	S	89.992		
6	T	163.1579		
	S	88.567		
7	T	158.1050		155.3970
	S	91.397		88.577
8	T	321.0652	98.7157	224.7249
	S	45.008	15.416	60.556
9	T	159.0464		
	S	90.857		
10	T			
	S			

**Event:** MX-5 Cup at Road America  
**Track:** Road America  
**Report:** Section Data Report  
**Session:** Qualifications

**Round 5 / 6**  
**4.014 mile(s)**  
**Battery Tender Global MX-5 Cup**  
**June 21, 2018**



**Section Data for Car 27 - Igdalsky(m), Nick**

Lap	T/S	I12 to I13	I13 to I14	I14 to SF	SF to I1	I1 to I2	I2 to I3	I3 to I4	I4 to I5	I5 to I6	I6 to I7	I7 to I8	I8 to I9	I9 to I10	I10 to I11	I11 to I12
1	T	7.3999	5.3325	9.7777	7.3673	12.7427	11.4055	15.5587	13.3935	14.5229	10.6036	16.0875	10.3048	10.3808	11.4562	5.4677
	S	70.947	82.854	99.298	114.202	92.887	82.496	107.934	75.851	77.980	72.210	83.450	108.709	115.204	70.883	88.162
2	T	7.0965	5.3681	9.9047	7.4906	12.3644	11.4330	16.0142	13.2771	14.3153	9.6369	15.3335	10.4249	10.2607	11.1533	5.4763
	S	73.980	82.304	98.025	112.323	95.729	82.298	104.864	76.516	79.111	79.453	87.553	107.457	116.552	72.808	88.024
3	T	6.7695	5.2941	9.9009	7.5765	12.5139	11.3931	15.8936	13.0923	14.3113	9.6679	15.1949	10.3535	10.1530	11.1425	5.4315
	S	77.554	83.455	98.063	111.049	94.586	82.586	105.660	77.596	79.133	79.198	88.352	108.198	117.789	72.878	88.750
4	T	6.8437	5.2647	9.8563	7.4781	12.3533	11.3577	15.9100	13.1520	14.5972	9.6975	15.2128	10.3447	10.1187	11.0781	5.4622
	S	76.713	83.921	98.506	112.510	95.815	82.843	105.551	77.244	77.583	78.957	88.248	108.290	118.188	73.302	88.251
5	T	6.8448	5.3570	9.8866	7.5011	12.3837	11.3337	15.9281	13.0289	14.2458	10.3586	18.1568	11.0343	10.8520	11.3314	5.5217
	S	76.701	82.475	98.205	112.165	95.580	83.019	105.431	77.974	79.497	73.918	73.939	101.522	110.202	71.663	87.300
6	T	7.1933					18.4470	27.3217	14.1867	14.5160	9.9113	15.4214	10.6623	11.7459	11.3315	5.4166
	S	72.985					51.006	61.465	71.610	78.017	77.253	87.054	105.064	101.815	71.663	88.994
7	T	6.8792	5.2896	9.7144	7.3497	12.4832	11.4763	15.4677	13.4438	14.5912	9.9045	15.1941	10.2916	10.2245	11.3927	5.7345
	S	76.317	83.526	99.945	114.476	94.818	81.987	108.569	75.567	77.615	77.306	88.357	108.849	116.965	71.278	84.061
8	T	7.4740	5.3736	9.8858	7.4064	12.6948	11.5422	15.8369	14.1741	15.6525	9.8058	15.3427	10.4093	10.2937	11.4109	5.4613
	S	70.244	82.220	98.212	113.600	93.238	81.519	106.038	71.674	72.353	78.085	87.501	107.618	116.179	71.164	88.266
9	T	7.0448	5.3867	9.9699	7.6174	13.0068	11.5765	15.6065	13.3735	14.2261	9.7916	15.2846	10.3855	10.1583	11.2599	5.4027
	S	74.523	82.020	97.384	110.453	91.001	81.278	107.604	75.964	79.607	78.198	87.834	107.865	117.727	72.118	89.223
10	T	6.9256	5.4037	10.1565	8.4467	13.4608	11.5536	16.8125								
	S	75.806	81.762	95.595	99.609	87.932	81.439	99.885								

Event: MX-5 Cup at Road America

Track: Road America

Report: Section Data Report

Session: Qualifications

Round 5 / 6

4.014 mile(s)

Battery Tender Global MX-5 Cup

June 21, 2018



Section Data for Car 27 - Igdalsky(m), Nick

Lap	T/SLap	PI to PO	PO to SF	SF to PI
1	T	161.8013		163.8909
	S	89.310		83.033
2	T	159.5495		
	S	90.570		
3	T	158.6885		
	S	91.061		
4	T	158.7270		
	S	91.039		
5	T	163.7645		160.1343
	S	88.239		85.956
6	T	306.0442	121.1476	188.3216
	S	47.217	12.562	72.262
7	T	159.4370		
	S	90.634		
8	T	162.7640		
	S	88.781		
9	T	160.0908		
	S	90.264		
10	T			
	S			



**Event:** MX-5 Cup at Road America  
**Track:** Road America  
**Report:** Section Data Report  
**Session:** Qualifications

**Round 5 / 6**  
**4.014 mile(s)**  
**Battery Tender Global MX-5 Cup**  
**June 21, 2018**




**Section Data for Car 28 - Stout, Robert**

Lap	T/S	I12 to I13	I13 to I14	I14 to SF	SF to I1	I1 to I2	I2 to I3	I3 to I4	I4 to I5	I5 to I6	I6 to I7	I7 to I8	I8 to I9	I9 to I10	I10 to I11	I11 to I12
1	T	6.9868	5.2273	9.6926	7.3312	12.3256	11.2760	15.4780	13.0916	14.2018	9.6165	15.0874	10.0102	9.7872	11.1278	5.5811
	S	75.142	84.521	100.170	114.765	96.031	83.444	108.497	77.600	79.743	79.622	88.982	111.909	122.191	72.974	86.371
2	T	6.8778	5.2198	9.5763	7.1872	12.1834	11.3662	15.4480	13.0784	14.1970	9.7092	15.1737	10.4420	9.9347	11.2805	5.3488
	S	76.333	84.643	101.387	117.064	97.152	82.781	108.708	77.678	79.770	78.861	88.475	107.281	120.377	71.987	90.122
3	T	7.0830	5.2505	9.5620	7.2057	12.6825	11.4271	15.2116	13.1184	14.2580	9.8883	15.3353	10.1487	9.9870	11.2193	5.4099
	S	74.121	84.148	101.538	116.764	93.328	82.340	110.397	77.442	79.429	77.433	87.543	110.381	119.747	72.379	89.104
4	T	6.9965	5.2332	9.6857	7.3620	12.3459	11.2914	15.8816	13.1467	14.3512	9.6252	15.1319	10.3030	9.9157	11.5761	5.4621
	S	75.038	84.426	100.241	114.285	95.873	83.330	105.740	77.275	78.913	79.550	88.720	108.728	120.608	70.148	88.253
5	T	7.0628	5.3050	9.8479	7.4355	12.3714	11.3356	15.7466	13.2178	14.4373	9.6723	15.3714	10.5281	10.4162	11.6827	5.5509
	S	74.333	83.283	98.590	113.155	95.675	83.005	106.646	76.859	78.443	79.162	87.338	106.404	114.812	69.508	86.841
6	T	7.1353	5.3686	9.9365	7.5220	12.5126	11.3595	15.9826	13.2248	14.5599	9.6573	15.3241	10.4411	10.3421	11.9027	5.4919
	S	73.578	82.297	97.711	111.854	94.596	82.830	105.072	76.818	77.782	79.285	87.607	107.290	115.635	68.224	87.774
7	T	6.9326	5.2372	9.7219	7.4079	12.3536	11.3845	15.5431	13.2204	14.3185	9.7121	15.2656	10.1561	9.9323	11.1075	5.4382
	S	75.729	84.362	99.868	113.577	95.813	82.648	108.043	76.844	79.093	78.838	87.943	110.301	120.406	73.108	88.641
8	T	6.9787	5.2688	9.7303	7.4256	13.2903	11.5828	15.5292	13.4247	14.5514	9.8526	15.2588	10.3336	10.2245	11.4241	5.8078
	S	75.229	83.856	99.782	113.306	89.060	81.233	108.139	75.675	77.828	77.714	87.982	108.406	116.965	71.082	83.000
9	T	7.3839	5.4586	9.8888	7.4354	12.4814	11.4737	16.1136	14.0522	15.3021	9.9026	15.4322	10.4294	10.2994	11.4104	5.4885
	S	71.101	80.940	98.183	113.156	94.832	82.006	104.217	72.295	74.009	77.321	86.993	107.411	116.114	71.167	87.828
10	T	7.1279														
	S	73.654														

**Event:** MX-5 Cup at Road America  
**Track:** Road America  
**Report:** Section Data Report  
**Session:** Qualifications

**Round 5 / 6**  
**4.014 mile(s)**  
**Battery Tender Global MX-5 Cup**  
**June 21, 2018**



**Section Data for Car 28 - Stout, Robert**

Lap	T/SLap	PO to SF	SF to PI
1	T	156.8211	165.7361
	S	92.146	82.109
2	T	157.0230	
	S	92.027	
3	T	157.7873	
	S	91.582	
4	T	158.3082	
	S	91.280	
5	T	159.9815	
	S	90.325	
6	T	160.7610	
	S	89.887	
7	T	157.7315	
	S	91.614	
8	T	160.6832	
	S	89.931	
9	T	162.5522	159.0160
	S	88.897	86.561
10	T		
	S		

Event: MX-5 Cup at Road America

Track: Road America

Report: Section Data Report


Session: Qualifications

Round 5 / 6

4.014 mile(s)

Battery Tender Global MX-5 Cup

June 21, 2018



Section Data for Car 31 - Leal, Brooks (R)

Lap	T/S	I12 to I13	I13 to I14	I14 to SF	SF to I1	I1 to I2	I2 to I3	I3 to I4	I4 to I5	I5 to I6	I6 to I7	I7 to I8	I8 to I9	I9 to I10	I10 to I11	I11 to I12
1	T	8.9417	5.7555	10.3970	7.8817	12.8022	11.8516	16.3235	13.7158	14.5370	10.1390	15.5497	10.9439	10.8284	11.5246	5.4242
	S	58.714	76.765	93.384	106.749	92.456	79.391	102.877	74.069	77.905	75.518	86.336	102.361	110.442	70.462	88.869
2	T	7.1129	5.4186	9.7764	7.2849	12.2852	11.8676	15.7089	13.5197	14.4298	9.8889	15.4782	10.4119	10.1740	11.1294	5.5097
	S	73.810	81.537	99.312	115.494	96.347	79.284	106.902	75.143	78.483	77.428	86.735	107.591	117.546	72.964	87.490
3	T	6.9146	5.4339	9.9789	7.5936	12.7668	11.4614	15.4427	13.8227	15.8204	10.3744	15.5989	10.5065	10.1970	11.4645	5.6224
	S	75.926	81.308	97.296	110.799	92.712	82.094	108.745	73.496	71.585	73.805	86.064	106.622	117.280	70.831	85.737
4	T			10.1515	7.5072	12.7245	11.6353	15.6588	13.4173	14.4195	10.3212	15.5517	10.4280	14.8782	13.1914	6.9115
	S			95.642	112.074	93.020	80.867	107.244	75.716	78.539	74.185	86.325	107.425	80.380	61.559	69.745
5	T	9.0342														
	S	58.113														

Event: MX-5 Cup at Road America

Track: Road America

Report: Section Data Report

Session: Qualifications

Round 5 / 6

4.014 mile(s)

Battery Tender Global MX-5 Cup

June 21, 2018




Section Data for Car 31 - Leal, Brooks (R)

Lap	T/SLap	PO to SF	SF to PI
1	T	166.6158	179.8244
	S	86.729	75.676
2	T	159.9961	
	S	90.317	
3	T	162.9987	
	S	88.653	
4	T	169.2521	169.5375
	S	85.378	81.189
5	T		
	S		

**Event:** MX-5 Cup at Road America  
**Track:** Road America  
**Report:** Section Data Report  
**Session:** Qualifications

**Round 5 / 6**  
**4.014 mile(s)**  
**Battery Tender Global MX-5 Cup**  
**June 21, 2018**



**Section Data for Car 33 - Bachoura(m), Alex**

Lap	T/S	I12 to I13	I13 to I14	I14 to SF	SF to I1	I1 to I2	I2 to I3	I3 to I4	I4 to I5	I5 to I6	I6 to I7	I7 to I8	I8 to I9	I9 to I10	I10 to I11	I11 to I12
1	T	7.0129	5.4865	10.2376	7.7943	13.1873	12.8593	15.9283	14.0272	14.4781	9.9348	15.4541	10.4078	10.2144	11.6520	5.4322
	S	74.862	80.528	94.838	107.946	89.756	73.170	105.430	72.424	78.222	77.071	86.870	107.633	117.081	69.692	88.739
2	T	6.9406	5.2017	9.5612	7.2583	12.9425	11.5022	15.3124	14.5085	15.0532	10.0747	15.4687	10.3036	10.0601	10.9958	5.3913
	S	75.642	84.937	101.547	115.917	91.453	81.803	109.670	70.022	75.233	76.000	86.788	108.722	118.876	73.851	89.412
3	T	6.8263	5.2677	9.7952	7.3911	12.4826	11.4650	15.4423	13.1629	14.9039	9.6832	15.2359	10.3223	10.0404	11.1311	5.4577
	S	76.908	83.873	99.121	113.835	94.823	82.068	108.748	77.180	75.987	79.073	88.114	108.525	119.110	72.953	88.324
4	T	6.9154	5.3123	9.8559	7.4689	12.3399	11.5226	15.6245	13.3704	14.3610	9.8511	15.3011	10.2843	10.0619	11.1936	5.5118
	S	75.918	83.169	98.510	112.649	95.919	81.658	107.480	75.982	78.859	77.726	87.739	108.926	118.855	72.546	87.457
5	T	7.6309	5.3267	9.8481	7.5017	12.5746	11.5714	15.5855	13.8728	14.6044	9.9383	15.4110	10.4060	10.1501	11.1554	5.5804
	S	68.799	82.944	98.588	112.156	94.129	81.313	107.749	73.230	77.545	77.044	87.113	107.652	117.822	72.794	86.382
6	T	6.9780	5.2770	9.7318	7.3842	12.5001	11.4517	15.7510	13.2248	14.3401	9.7579	15.3882	10.4424	10.2272	11.0575	5.4374
	S	75.236	83.725	99.767	113.941	94.690	82.163	106.617	76.818	78.974	78.468	87.242	107.277	116.934	73.438	88.654
7	T	6.8039	5.2833	9.8489	7.5132	12.5535	11.4009	15.9177	13.2711	14.2878	9.8756	15.3832	10.3072	10.4066	11.3921	5.4170
	S	77.162	83.625	98.580	111.985	94.287	82.529	105.500	76.550	79.263	77.533	87.271	108.684	114.918	71.281	88.988
8	T	7.3427	5.2595	9.6485	7.2568	12.5363	11.4390	15.3614	14.2811	15.8062	11.0584	15.5393	10.5066	10.2331	11.1214	5.4459
	S	71.500	84.004	100.628	115.941	94.417	82.254	109.321	71.137	71.649	69.240	86.394	106.621	116.867	73.016	88.515
9	T	7.0061	5.3300	9.7390	7.3004	13.1586	11.4396	15.6278	13.5176	14.3775	9.7228	15.3691	10.4101	10.1135	11.2609	5.4805
	S	74.935	82.893	99.693	115.249	89.952	82.250	107.457	75.155	78.769	78.751	87.351	107.610	118.249	72.112	87.956
10	T	6.8631	5.3215	9.8512	7.5209	13.4977	12.0440	16.9786								
	S	76.496	83.025	98.557	111.870	87.692	78.123	98.908								

**Event:** MX-5 Cup at Road America  
**Track:** Road America  
**Report:** Section Data Report  
**Session:** Qualifications

**Round 5 / 6**  
**4.014 mile(s)**  
**Battery Tender Global MX-5 Cup**  
**June 21, 2018**



**Section Data for Car 33 - Bachoura(m), Alex**

Lap	T/SLap	PO to SF
1	T	164.1068 178.9727
	S	88.055 76.036
2	T	160.5748
	S	89.992
3	T	158.6076
	S	91.108
4	T	158.9747
	S	90.897
5	T	161.1573
	S	89.666
6	T	158.9493
	S	90.912
7	T	159.6620
	S	90.506
8	T	162.8362
	S	88.742
9	T	159.8535
	S	90.398
10	T	
	S	

**Event:** MX-5 Cup at Road America  
**Track:** Road America  
**Report:** Section Data Report  
**Session:** Qualifications

**Round 5 / 6**  
**4.014 mile(s)**  
**Battery Tender Global MX-5 Cup**  
**June 21, 2018**



**Section Data for Car 34 - Bickers, Joey**

Lap	T/S	I12 to I13	I13 to I14	I14 to SF	SF to I1	I1 to I2	I2 to I3	I3 to I4	I4 to I5	I5 to I6	I6 to I7	I7 to I8	I8 to I9	I9 to I10	I10 to I11	I11 to I12
1	T	7.1292	5.2502	9.7365	7.3387	12.1935	11.2613	15.2719	13.4338	14.2229	9.7197	15.0045	10.0934	9.9105	10.9258	5.3585
	S	73.641	84.153	99.718	114.648	97.071	83.552	109.961	75.623	79.625	78.776	89.473	110.986	120.671	74.324	89.959
2	T	6.8550	5.1679	9.5426	7.1950	12.2518	11.4660	15.3482	13.4636	14.1736	9.8488	15.0818	10.2062	10.0509	11.1455	5.3466
	S	76.586	85.493	101.745	116.937	96.609	82.061	109.415	75.456	79.902	77.744	89.015	109.759	118.985	72.859	90.159
3	T	7.0574	5.1988	9.6093	7.1771	13.0569	11.3426	15.4313	13.2924	15.1095	9.8392	15.2303	10.1722	10.0332	10.9748	5.3013
	S	74.390	84.985	101.038	117.229	90.652	82.954	108.825	76.428	74.953	77.820	88.147	110.126	119.195	73.992	90.930
4	T	6.8350	5.2077	9.6825	7.2081	12.5493	11.5739	15.3238	13.4248	14.3739	9.9975	15.0976	10.3230	9.9118	11.1899	5.3789
	S	76.811	84.839	100.275	116.725	94.319	81.296	109.589	75.674	78.789	76.587	88.921	108.518	120.655	72.570	89.618
5	T	7.2729	5.2737	9.6724	7.2318	12.5932	11.4478	15.5316	13.3899	14.8816	9.7937	15.1574	10.0536	10.1182	11.8864	5.5102
	S	72.186	83.778	100.379	116.342	93.990	82.191	108.123	75.871	76.101	78.181	88.571	111.425	118.194	68.317	87.482
6	T	7.1089	5.2942	9.7514	7.2820	12.8427	11.3117	15.5388	13.4014	14.4650	9.7797	15.1929	10.4099	10.0768	11.6055	5.5593
	S	73.851	83.453	99.566	115.540	92.164	83.180	108.073	75.806	78.292	78.293	88.364	107.612	118.679	69.971	86.710
7	T	6.7853	5.2619	9.8716	7.4249	12.2623	11.3973	15.6215	12.9921	14.2863	9.7904	15.0419	10.1912	10.0408	10.9373	5.4653
	S	77.373	83.966	98.354	113.316	96.526	82.555	107.500	78.194	79.272	78.207	89.251	109.921	119.105	74.246	88.201
8	T	6.8865	5.2481	9.9025	7.6548	12.4343	11.3343	15.9944	13.8305	14.6195	9.7849	15.0636	10.5600	10.3535	11.3971	5.9182
	S	76.236	84.186	98.047	109.913	95.191	83.014	104.994	73.454	77.465	78.251	89.122	106.082	115.508	71.250	81.451
9	T	7.4096														
	S	70.854														

Event: MX-5 Cup at Road America

Track: Road America

Report: Section Data Report

Session: Qualifications

Round 5 / 6

4.014 mile(s)

Battery Tender Global MX-5 Cup

June 21, 2018



Section Data for Car 34 - Bickers, Joey

Lap	T/SLap	PO to SF	SF to PI
1	T	156.8504	164.0123
	S	92.129	82.972
2	T	157.1435	
	S	91.957	
3	T	158.8263	
	S	90.982	
4	T	158.0777	
	S	91.413	
5	T	159.8144	
	S	90.420	
6	T	159.6202	
	S	90.530	
7	T	157.3701	
	S	91.824	
8	T	160.9822	161.3115
	S	89.764	85.329
9	T		
	S		



Event: MX-5 Cup at Road America  
 Track: Road America  
 Report: Section Data Report  
 Session: Qualifications

Round 5 / 6  
 4.014 mile(s)  
 Battery Tender Global MX-5 Cup  
 June 21, 2018



Section Data for Car 4 - Ortiz, Bryan

Lap	T/S	I12 to I13	I13 to I14	I14 to SF	SF to I1	I1 to I2	I2 to I3	I3 to I4	I4 to I5	I5 to I6	I6 to I7	I7 to I8	I8 to I9	I9 to I10	I10 to I11	I11 to I12
1	T	6.9146	5.2489	9.7837	7.4328	12.1156	11.2317	15.4990	13.0248	14.3086	9.7425	15.0666	10.0954	9.7525	11.1882	5.3664
	S	75.926	84.173	99.237	113.196	97.695	83.773	108.350	77.998	79.148	78.592	89.104	110.964	122.626	72.581	89.827
2	T	6.7324	5.2698	9.8070	7.3449	12.1407	11.2186	15.7583	13.1980	14.3728	10.0100	15.2510	10.8095	12.0754	11.5031	5.4587
	S	77.981	83.840	99.002	114.551	97.493	83.870	106.567	76.974	78.795	76.492	88.027	103.634	99.037	70.594	88.308
3	T	6.7619	5.2547	9.7146	7.3428	12.6279	11.3843	15.7471	13.1939	14.3453	10.4003	15.2651	10.2636	10.4504	11.2826	5.3659
	S	77.641	84.081	99.943	114.583	93.732	82.650	106.643	76.998	78.946	73.621	87.946	109.146	114.437	71.973	89.835
4	T	6.8693	5.3057	9.8176	7.4973	12.2149	11.2647	15.7249	12.9910	14.2759	9.7619	15.2475	10.2930	9.9412	10.9642	5.3804
	S	76.427	83.272	98.895	112.222	96.901	83.527	106.794	78.201	79.329	78.436	88.047	108.834	120.298	74.063	89.593
5	T	7.2110														
	S	72.805														

Event: MX-5 Cup at Road America

Track: Road America

Report: Section Data Report

Session: Qualifications

Round 5 / 6

4.014 mile(s)

Battery Tender Global MX-5 Cup

June 21, 2018



Section Data for Car 4 - Ortiz, Bryan

Lap	T/SLap	PO to SF	SF to PI
1	T	156.7713	176.7183
	S	92.175	77.006
2	T	160.9502	
	S	89.782	
3	T	159.4004	
	S	90.655	
4	T	157.5495	156.8950
	S	91.720	87.731
5	T		
	S		

**Event:** MX-5 Cup at Road America  
**Track:** Road America  
**Report:** Section Data Report  
**Session:** Qualifications

**Round 5 / 6**  
**4.014 mile(s)**  
**Battery Tender Global MX-5 Cup**  
**June 21, 2018**



**Section Data for Car 42 - Rachev, Assen**

Lap	T/S	I12 to I13	I13 to I14	I14 to SF	SF to I1	I1 to I2	I2 to I3	I3 to I4	I4 to I5	I5 to I6	I6 to I7	I7 to I8	I8 to I9	I9 to I10	I10 to I11	I11 to I12
1	T	7.0096	5.3069	9.7563	7.2466	12.8839	11.5198	15.5618	13.5389	14.6918	9.8777	15.6289	10.5934	10.3091	11.4254	5.7907
	S	74.897	83.254	99.516	116.105	91.869	81.678	107.913	75.036	77.084	77.516	85.899	105.748	116.005	71.074	83.245
2	T	7.3434	5.4886	10.1218	7.5490	12.4688	11.5272	15.6714	14.4901	14.7516	9.8458	15.3769	10.4362	10.2509	11.1352	5.4053
	S	71.493	80.497	95.923	111.454	94.928	81.625	107.158	70.111	76.771	77.767	87.306	107.341	116.664	72.926	89.180
3	T	6.8979					11.9284	16.2662	13.5546	14.9035	10.0348	15.6372	10.7249	10.5282	11.4755	5.5941
	S	76.110					78.880	103.240	74.949	75.989	76.303	85.853	104.451	113.591	70.763	86.170
4	T	6.8859	5.4371	10.3182	7.9125	13.7583	11.8369	21.2392	15.6741	16.4875	11.1008	18.6179	13.3751	14.9098	12.6561	7.2173
	S	76.243	81.260	94.097	106.333	86.031	79.489	79.067	64.815	68.688	68.975	72.108	83.755	80.210	64.162	66.790
5	T	8.0140	6.5661	14.2541	11.0824	17.2478	13.3496	24.8171	15.5754	15.1415	9.9711	15.8579	11.6789	11.3670	11.7602	5.5980
	S	65.510	67.288	68.114	75.919	68.625	70.482	67.668	65.225	74.794	76.790	84.658	95.919	105.209	69.050	86.110
6	T	6.9478	5.5193	10.2488	7.8310	12.8102	11.7843	16.3319	13.4790	14.6375	9.9207	15.4911	10.7292	10.4667	11.5881	5.5924
	S	75.563	80.050	94.734	107.440	92.398	79.844	102.824	75.370	77.370	77.180	86.663	104.409	114.258	70.076	86.197
7	T	6.9771	5.3917	10.0863	7.7220	12.6164	11.5513	16.2301	13.4218	14.8430	9.9045	15.9983	12.2588	13.0423	13.1720	6.1505
	S	75.246	81.944	96.260	108.957	93.817	81.455	103.469	75.691	76.299	77.306	83.915	91.381	91.695	61.649	78.375
8	T	7.0584	5.6514	10.9171	8.0170	13.0087	11.6959	15.4183	13.4002	15.1265	9.8291	15.3171	10.5516	10.5507	11.3486	5.4446
	S	74.379	78.179	88.935	104.947	90.988	80.448	108.917	75.813	74.869	77.899	87.647	106.167	113.349	71.555	88.536
9	T	6.7766	5.2372	9.7535	7.4847	12.7760	11.5922	15.8870	13.4985	14.5325	9.7873	15.3157	10.5421	10.2562	11.1054	5.3887
	S	77.472	84.362	99.545	112.411	92.645	81.167	105.704	75.261	77.929	78.232	87.655	106.262	116.604	73.122	89.455
10	T	6.8873	5.3021	9.9560	7.8203	12.8849	11.7053	17.5414								
	S	76.227	83.329	97.520	107.587	91.862	80.383	95.735								

Event: MX-5 Cup at Road America

Track: Road America

Report: Section Data Report

Session: Qualifications

Round 5 / 6

4.014 mile(s)

Battery Tender Global MX-5 Cup

June 21, 2018



Section Data for Car 42 - Rachev, Assen

Lap	T/SLap	PI to PO	PO to SF	SF to PI
1	T	161.1408		172.2849
	S	89.676		78.988
2	T	161.8622		155.5698
	S	89.276		88.478
3	T	230.3053	76.2846	160.0005
	S	62.745	19.949	85.052
4	T	187.4267		
	S	77.099		
5	T	192.2811		
	S	75.152		
6	T	163.3780		
	S	88.448		
7	T	169.3661		
	S	85.320		
8	T	163.3352		
	S	88.471		
9	T	159.9336		
	S	90.352		
10	T			
	S			

**Event:** MX-5 Cup at Road America  
**Track:** Road America  
**Report:** Section Data Report  
**Session:** Qualifications

**Round 5 / 6**  
**4.014 mile(s)**  
**Battery Tender Global MX-5 Cup**  
**June 21, 2018**




**Section Data for Car 44 - Allison, Austin (R)**

Lap	T/S	I12 to I13	I13 to I14	I14 to SF	SF to I1	I1 to I2	I2 to I3	I3 to I4	I4 to I5	I5 to I6	I6 to I7	I7 to I8	I8 to I9	I9 to I10	I10 to I11	I11 to I12
1	T	7.3157	5.5965	13.2687	12.1032	15.4039	13.4143	18.8059	13.7256	14.4484	10.1566	15.3482	10.3357	10.1347	11.1322	5.3668
	S	71.763	78.945	73.173	69.516	76.840	70.142	89.297	74.016	78.382	75.388	87.470	108.384	118.001	72.946	89.820
2	T	7.0363	5.2654	9.7584	7.3730	12.3793	11.5846	15.8076	13.7021	14.5060	10.0015	15.2729	10.5808	10.0860	11.4699	5.4076
	S	74.613	83.910	99.495	114.114	95.614	81.221	106.235	74.143	78.071	76.557	87.901	105.874	118.571	70.798	89.142
3	T	7.0465	5.2306	9.7339	7.3403	13.4174	11.5630	15.4041	13.4649	15.1145	10.3291	15.5161	10.4920	10.0469	11.5459	5.9590
	S	74.505	84.468	99.745	114.623	88.217	81.372	109.018	75.449	74.928	74.129	86.523	106.770	119.033	70.332	80.894
4	T	7.2809	5.3052	9.7956	7.4200	12.7924	11.9993	15.7818	13.5437	14.2838	9.8459	15.5162	10.5586	10.1817	11.0206	5.4255
	S	72.106	83.280	99.117	113.391	92.527	78.414	106.409	75.010	79.286	77.767	86.522	106.096	117.457	73.684	88.848
5	T	6.9324	5.4206	9.9972	7.4565	12.8808	11.2895	15.6152	13.0461	14.3474	9.9083	15.3584	10.7390	12.4772	11.2622	5.4585
	S	75.731	81.507	97.118	112.836	91.892	83.344	107.544	77.871	78.934	77.277	87.411	104.314	95.848	72.104	88.311
6	T	7.0043	5.3307	9.9774	7.6403	12.6377	11.5035	16.0051	13.1934	14.4049	9.8018	15.3610	10.3998	10.1120	11.1516	5.4498
	S	74.954	82.882	97.311	110.122	93.659	81.793	104.924	77.001	78.619	78.116	87.397	107.716	118.266	72.819	88.452
7	T	7.0843	5.4805	9.9749	7.5286	12.4706	11.4177	15.8169	13.2543	14.5213	10.0262	15.5269	10.5378	10.1596	11.0435	5.4685
	S	74.108	80.616	97.335	111.756	94.914	82.408	106.172	76.648	77.989	76.368	86.463	106.306	117.712	73.532	88.149
8	T	7.0817	5.4692	10.0677	7.5984	12.4062	11.5170	16.1636	13.2624	14.3622	9.7605	15.4094	10.6071	10.2169	11.2471	5.5246
	S	74.135	80.783	96.438	110.729	95.407	81.697	103.895	76.601	78.853	78.447	87.122	105.611	117.052	72.200	87.254
9	T	7.0463	5.3391	9.9860	7.6371	12.5688	11.5291	16.0808	13.2568	14.3983	9.8473	15.4158	10.4716	10.2514	11.1374	5.4729
	S	74.507	82.751	97.227	110.168	94.173	81.612	104.430	76.633	78.655	77.756	87.086	106.978	116.658	72.912	88.079
10	T	6.9764	5.3590	10.0449	7.6711	12.4319	11.4491	16.0592	13.3809	14.4129	9.8055	15.4463	10.4617	10.2542	11.1325	5.4619
	S	75.254	82.444	96.657	109.680	95.210	82.182	104.570	75.922	78.575	78.087	86.914	107.079	116.626	72.944	88.256
11	T	7.3742	5.5376	10.1632	7.6999	13.3128	12.3155	18.4635								
	S	71.194	79.785	95.532	109.269	88.910	76.400	90.953								

**Event:** MX-5 Cup at Road America  
**Track:** Road America  
**Report:** Section Data Report  
**Session:** Qualifications

**Round 5 / 6**  
**4.014 mile(s)**  
**Battery Tender Global MX-5 Cup**  
**June 21, 2018**



**Section Data for Car 44 - Allison, Austin (R)**

Lap	T/SLap	PO to SF
1	T	176.5564 172.8164
	S	81.846 78.745
2	T	160.2314
	S	90.185
3	T	162.2042
	S	89.088
4	T	160.7512
	S	89.893
5	T	162.1893
	S	89.096
6	T	159.9733
	S	90.330
7	T	160.3116
	S	90.139
8	T	160.6940
	S	89.925
9	T	160.4387
	S	90.068
10	T	160.3475
	S	90.119
11	T	
	S	

Event: MX-5 Cup at Road America  
Track: Road America  
Report: Section Data Report  
Session: Qualifications

Round 5 / 6  
4.014 mile(s)  
Battery Tender Global MX-5 Cup  
June 21, 2018



Section Data for Car 53 - Jensen(m), Keith

Lap	T/S	I12 to I13	I13 to I14	I14 to SF	SF to I1	I1 to I2	I2 to I3	I3 to I4	I4 to I5	I5 to I6	I6 to I7	I7 to I8	I8 to I9	I9 to I10	I10 to I11	I11 to I12
1	T	7.0028	5.3702	9.9169	7.4767	12.4510	11.5931	15.9131	13.6331	14.4612	10.3549	15.8112	10.4723	10.1627	11.3228	5.5535
	S	74.970	82.272	97.904	112.531	95.064	81.161	105.531	74.518	78.313	73.944	84.908	106.971	117.676	71.718	86.800
2	T	6.8539	5.2890	9.8899	8.6988	13.3460	11.3378	15.6076	14.7589	22.3008	15.6679	22.3184	17.3175	23.0871	22.4947	7.2844
	S	76.599	83.535	98.172	96.722	88.688	82.989	107.596	68.834	50.783	48.869	60.152	64.688	51.800	36.099	66.175
3	T	7.8282					15.2055	31.5602	17.7388	17.1577	9.7588	15.2506	10.2563	9.9914	11.1111	5.4914
	S	67.065					61.880	53.210	57.270	66.005	78.461	88.029	109.223	119.694	73.084	87.782
4	T	7.0298	5.3047	9.7877	7.3308	12.2709	11.5321	15.5527	13.4769	14.3041	9.9997	15.3284	12.7658	39.0620	12.1212	5.6920
	S	74.682	83.288	99.197	114.771	96.459	81.590	107.976	75.382	79.173	76.570	87.583	87.752	30.616	66.994	84.688
5	T	7.3716														
	S	71.219														

Event: MX-5 Cup at Road America

Track: Road America

Report: Section Data Report

Session: Qualifications

Round 5 / 6

4.014 mile(s)

Battery Tender Global MX-5 Cup

June 21, 2018



Section Data for Car 53 - Jensen(m), Keith

Lap	T/SLap	PI to PO	PO to SF	SF to PI
1	T	161.4955		167.7741
	S	89.479		81.112
2	T	216.2527		213.4381
	S	66.822		64.490
3	T	254.0886	72.4854	184.5072
	S	56.872	20.995	73.755
4	T	191.5588		187.2037
	S	75.436		73.527
5	T			
	S			



Event: MX-5 Cup at Road America

Track: Road America

Report: Section Data Report

Session: Qualifications

Round 5 / 6

4.014 mile(s)

Battery Tender Global MX-5 Cup

June 21, 2018



Section Data for Car 56 - Wolenski(c), Alex (R)

Lap	T/S	I12 to I13	I13 to I14	I14 to SF	SF to I1	I1 to I2	I2 to I3	I3 to I4	I4 to I5	I5 to I6	I6 to I7	I7 to I8	I8 to I9	I9 to I10	I10 to I11	I11 to I12
1	T	7.0035	5.3676	10.0860	7.8115	12.6589	11.5343	16.3864	13.3093	14.6746	10.0723	16.5341	11.7327	11.0668	11.3143	5.6137
	S	74.963	82.312	96.263	107.708	93.502	81.575	102.482	76.331	77.174	76.019	81.196	95.479	108.063	71.772	85.869
2	T	6.9895	5.3543	10.0616	7.7485	15.2803	13.5606	18.9933								
	S	75.113	82.517	96.496	108.584	77.462	69.386	88.416								

**Event:** MX-5 Cup at Road America

**Track:** Road America

**Report:** Section Data Report

**Session:** Qualifications

**Round 5 / 6**

**4.014 mile(s)**

**Battery Tender Global MX-5 Cup**

**June 21, 2018**



**Section Data for Car 56 - Wolenski(c), Alex (R)**

Lap	T/SLap	PO to SF	
1	T	163.2944	165.1051
	S	88.493	82.423
2	T		
	S		

Event: **MX-5 Cup at Road America**  
Track: **Road America**  
Report: **Section Data Report**  
Session: **Qualifications**

**Round 5 / 6**  
**4.014 mile(s)**  
**Battery Tender Global MX-5 Cup**  
**June 21, 2018**



**Section Data for Car 77 - Oxner, Luke**

Lap	T/S	I12 to I13	I13 to I14	I14 to SF	SF to I1	I1 to I2	I2 to I3	I3 to I4	I4 to I5	I5 to I6	I6 to I7	I7 to I8	I8 to I9	I9 to I10	I10 to I11	I11 to I12
1	T	7.0235	5.2623	9.8356	7.4986	12.1826	11.3551	15.7964	12.9228	14.2717	9.6711	15.3108	10.1290	9.8283	10.8291	5.2975
	S	74.749	83.959	98.714	112.203	97.158	82.862	106.310	78.614	79.353	79.172	87.683	110.596	121.680	74.987	90.995
2	T	7.0183	5.3554	9.8233	7.3289	12.1161	11.5747	15.4946	13.6184	14.5210	9.9592	15.3895	10.3802	10.0161	11.5025	5.4130
	S	74.804	82.500	98.837	114.801	97.691	81.290	108.381	74.598	77.990	76.882	87.235	107.920	119.399	70.597	89.053
3	T	6.7482	5.2900	9.6640	7.2516	12.2617	11.2519	15.7855	12.9768	14.2757	9.6837	15.2617	10.3057	10.1062	10.9797	5.4546
	S	77.799	83.520	100.467	116.025	96.531	83.622	106.384	78.287	79.331	79.069	87.965	108.700	118.334	73.959	88.374
4	T	6.7557	5.3486	9.9271	7.5729	12.1754	11.3307	16.1623	13.0885	14.4409	9.7306	15.4955	10.2918	9.8664	12.3875	5.6513
	S	77.712	82.604	97.804	111.102	97.215	83.041	103.903	77.618	78.423	78.688	86.638	108.847	121.210	65.554	85.298
5	T	7.0613	5.2988	9.6720	7.2191	12.5669	11.2894	15.7707	12.9405	14.3213	9.6588	15.3426	10.4870	10.5402	11.6073	5.5781
	S	74.349	83.381	100.383	116.547	94.187	83.344	106.483	78.506	79.078	79.273	87.501	106.821	113.462	69.960	86.417
6	T	7.1548	5.2732	9.9088	7.5718	12.5219	11.5087	15.8146	13.2925	14.5612	9.7595	15.2462	10.5122	10.6658	12.3463	5.6971
	S	73.377	83.786	97.985	111.118	94.525	81.756	106.188	76.427	77.775	78.455	88.055	106.564	112.126	65.772	84.612
7	T	7.0040	5.2178	9.7413	7.4514	12.3356	11.2922	15.4961	13.0789	14.2221	9.6367	15.2164	10.1036	9.9248	11.0893	5.3420
	S	74.957	84.675	99.669	112.913	95.953	83.324	108.370	77.675	79.630	79.455	88.227	110.874	120.497	73.228	90.237
8	T	6.9186	5.2415	9.6483	7.2618	12.7472	11.4867	16.8503	14.1590	14.3528	9.8063	15.5216	10.3642	10.0104	11.2300	5.6911
	S	75.882	84.292	100.630	115.862	92.855	81.913	99.661	71.750	78.904	78.081	86.492	108.086	119.467	72.310	84.702
9	T	7.1117	5.2570	9.7527	7.4099	12.5933	11.8991	15.4478	14.3915	15.8376	13.0096	16.2205	10.5843	10.4993	11.3059	5.4548
	S	73.822	84.044	99.553	113.546	93.989	79.074	108.709	70.591	71.507	58.855	82.766	105.839	113.904	71.825	88.371
10	T	6.9213	5.2615	9.8207	7.4700	12.2425	11.2923	15.7034	12.9743	14.2188	9.6818	15.3475	10.2406	9.8512	11.2390	5.4624
	S	75.853	83.972	98.864	112.632	96.683	83.323	106.940	78.302	79.648	79.085	87.474	109.391	121.397	72.252	88.248
11	T	6.7989	5.2876	9.7568	8.0234	13.3697	12.0502	18.0194								
	S	77.218	83.557	99.511	104.864	88.531	78.082	93.195								

Event: MX-5 Cup at Road America

Track: Road America

Report: Section Data Report

Session: Qualifications

Round 5 / 6

4.014 mile(s)

Battery Tender Global MX-5 Cup

June 21, 2018



Section Data for Car 77 - Oxner, Luke

Lap	T/SLap	PO to SF
1	T	157.2144 176.8922
	S	91.915 76.931
2	T	159.5112
	S	90.592
3	T	157.2970
	S	91.867
4	T	160.2252
	S	90.188
5	T	159.3540
	S	90.681
6	T	161.8346
	S	89.291
7	T	157.1522
	S	91.952
8	T	161.2898
	S	89.593
9	T	166.7750
	S	86.646
10	T	157.7273
	S	91.616
11	T	
	S	

Event: **MX-5 Cup at Road America**  
Track: **Road America**  
Report: **Section Data Report**  
Session: **Qualifications**

**Round 5 / 6**  
**4.014 mile(s)**  
**Battery Tender Global MX-5 Cup**  
**June 21, 2018**



**Section Data for Car 8 - Sparks, Nathaniel**

Lap	T/S	I12 to I13	I13 to I14	I14 to SF	SF to I1	I1 to I2	I2 to I3	I3 to I4	I4 to I5	I5 to I6	I6 to I7	I7 to I8	I8 to I9	I9 to I10	I10 to I11	I11 to I12
1	T	6.8853	5.3997	9.9287	7.4756	12.1923	11.1631	15.5525	13.1261	14.3655	9.7443	15.0422	10.4753	10.3655	11.2277	5.3906
	S	76.249	81.823	97.788	112.548	97.081	84.287	107.977	77.396	78.835	78.577	89.249	106.940	115.374	72.325	89.423
2	T	6.7916	5.2377	9.6975	7.3319	12.3861	11.2864	15.6057	13.2007	14.1892	9.6260	15.2229	9.9831	9.9193	11.2312	5.4199
	S	77.301	84.353	100.120	114.754	95.562	83.367	107.609	76.959	79.814	79.543	88.190	112.212	120.564	72.303	88.940
3	T	6.8224	5.3153	9.8089	7.4514	12.2410	11.2320	15.7562	12.9005	14.3873	9.6375	15.1726	10.1956	10.1465	11.1307	5.4514
	S	76.952	83.122	98.982	112.913	96.694	83.770	106.581	78.750	78.715	79.448	88.482	109.874	117.864	72.955	88.426
4	T	7.1879	5.9720	11.8412	9.4914	13.9094	11.7923	15.8314	13.6598	15.0797	9.9126	15.2401	10.1868	11.6104	11.8670	5.5048
	S	73.039	73.982	81.994	88.645	85.096	79.790	106.075	74.372	75.101	77.243	88.090	109.969	103.003	68.429	87.568
5	T	6.7901	5.2255	9.6260	7.1992	12.2691	11.3779	15.3658	13.1306	14.2320	9.5476	15.2350	10.1001	9.9544	11.0297	5.3626
	S	77.318	84.550	100.863	116.869	96.473	82.696	109.289	77.370	79.574	80.196	88.119	110.912	120.139	73.624	89.890
6	T	7.0463	5.3644	9.6646	7.2977	12.2370	11.4845	15.8087	13.9809	14.5564	9.8588	15.3276	10.4310	10.2641	11.1622	5.4335
	S	74.507	82.361	100.460	115.292	96.726	81.929	106.227	72.664	77.801	77.665	87.587	107.394	116.514	72.750	88.717
7	T	6.9142	5.2512	9.5569	7.3203	12.1882	11.2733	15.4985	12.9911	14.1405	9.6865	15.2356	10.0813	9.9685	11.0652	5.3339
	S	75.931	84.137	101.592	114.936	97.113	83.464	108.354	78.200	80.089	79.046	88.116	111.119	119.969	73.387	90.374
8	T	6.9619	5.2924	9.6369	7.2643	12.7568	11.5258	15.4164	13.4885	14.4963	9.6374	15.3050	10.4341	10.3412	11.3354	5.5768
	S	75.410	83.482	100.749	115.822	92.785	81.635	108.931	75.317	78.123	79.449	87.716	107.362	115.645	71.638	86.438
9	T	7.4097														
	S	70.853														

**Event:** MX-5 Cup at Road America  
**Track:** Road America  
**Report:** Section Data Report  
**Session:** Qualifications

**Round 5 / 6**  
**4.014 mile(s)**  
**Battery Tender Global MX-5 Cup**  
**June 21, 2018**



**Section Data for Car 8 - Sparks, Nathaniel**

Lap	T/SLap	PO to SF	SF to PI
1	T	158.3344	178.5484
	S	91.265	76.217
2	T	157.1292	
	S	91.965	
3	T	157.6493	
	S	91.662	
4	T	169.0868	
	S	85.461	
5	T	156.4456	
	S	92.367	
6	T	159.9177	
	S	90.361	
7	T	156.5052	
	S	92.332	
8	T	159.4692	157.5876
	S	90.616	87.345
9	T		
	S		

**Event:** MX-5 Cup at Road America  
**Track:** Road America  
**Report:** Section Data Report  
**Session:** Qualifications

**Round 5 / 6**  
**4.014 mile(s)**  
**Battery Tender Global MX-5 Cup**  
**June 21, 2018**



**Section Data for Car 82 - Faulkner(c), Nigel (R)**

Lap	T/S	I12 to I13	I13 to I14	I14 to SF	SF to I1	I1 to I2	I2 to I3	I3 to I4	I4 to I5	I5 to I6	I6 to I7	I7 to I8	I8 to I9	I9 to I10	I10 to I11	I11 to I12
1	T	7.7251	5.5338	10.2303	7.7784	13.2783	11.7834	16.1973	13.5602	15.4446	10.8070	16.6384	11.4437	10.8815	11.5815	5.7188
	S	67.960	79.840	94.905	108.167	89.141	79.850	103.679	74.918	73.327	70.851	80.687	97.890	109.903	70.116	84.291
2	T	7.1983	5.3592	10.0820	7.7338	13.1629	11.6821	16.4280	13.7551	15.0311	10.2427	16.5483	11.3319	10.8976	11.4703	5.5997
	S	72.934	82.441	96.301	108.790	89.922	80.543	102.223	73.857	75.344	74.754	81.126	98.856	109.741	70.795	86.084
3	T	7.1101	5.3282	10.0428	7.7449	13.1625	11.6917	16.2401	13.3823	14.9380	10.0207	16.2274	11.4101	10.9313	11.3174	5.6449
	S	73.839	82.921	96.677	108.635	89.925	80.477	103.406	75.914	75.813	76.410	82.730	98.179	109.402	71.752	85.395
4	T	7.1891	5.3161	10.0379	7.7196	12.8382	11.6734	16.4217	13.5037	14.9024	10.0391	16.3206	11.1803	10.8050	11.4189	5.7999
	S	73.027	83.109	96.724	108.991	92.196	80.603	102.262	75.232	75.994	76.270	82.258	100.197	110.681	71.114	83.113
5	T	7.3148	5.3912	10.0843	7.7974	13.3132	11.7091	16.3484	13.8014	15.0187	10.0998	16.4953	11.3545	10.9864	11.5818	5.8030
	S	71.772	81.952	96.279	107.903	88.907	80.357	102.721	73.609	75.406	75.812	81.387	98.659	108.854	70.114	83.068
6	T	7.3079	5.3701	10.0818	7.7851	13.1732	11.7450	16.2882	13.7645	15.0051	10.0378	16.1162	11.2716	10.7945	11.4314	5.7594
	S	71.840	82.274	96.303	108.074	89.852	80.111	103.100	73.806	75.474	76.280	83.301	99.385	110.789	71.036	83.697
7	T	7.3032	5.3532	10.0729	7.7824	13.1834	11.7308	16.1831	13.5627	14.7828	9.8311	16.2437	11.2495	10.8494	11.3710	5.6663
	S	71.886	82.533	96.388	108.111	89.782	80.208	103.770	74.905	76.609	77.884	82.647	99.580	110.228	71.414	85.072
8	T	7.1689	5.3761	10.0958	7.7742	13.1463	11.5743	16.1175	13.3856	14.6137	9.9711	16.1641	11.2086	10.8309	11.2641	5.6716
	S	73.233	82.182	96.170	108.225	90.036	81.293	104.192	75.896	77.496	76.790	83.054	99.944	110.416	72.091	84.993
9	T	7.2417	5.3108	10.0038	7.7954	13.1435	11.6009	16.2106	13.8739	14.5672	9.9474	15.9623	11.1033	10.6801	11.2983	5.6521
	S	72.497	83.192	97.054	107.931	90.055	81.107	103.594	73.224	77.743	76.973	84.104	100.891	111.975	71.873	85.286
10	T	7.1070	5.2831	9.9313	7.6921	12.8659	11.6159	16.2615	13.4151	14.6196	9.9206				11.3073	5.6416
	S	73.871	83.629	97.763	109.380	91.998	81.002	103.270	75.729	77.464	77.181				71.816	85.445
11	T	7.5780	5.7192	10.5377	7.9725	14.8952	13.0708	18.0595								
	S	69.279	77.252	92.137	105.533	79.464	71.986	92.988								

Event: MX-5 Cup at Road America

Track: Road America

Report: Section Data Report

Session: Qualifications

Round 5 / 6

4.014 mile(s)

Battery Tender Global MX-5 Cup

June 21, 2018




Section Data for Car 82 - Faulkner(c), Nigel (R)

Lap	T/SLap	PO to SF
1	T	168.6023 175.2980
	S	85.707 77.630
2	T	166.5230
	S	86.777
3	T	165.1924
	S	87.476
4	T	165.1659
	S	87.490
5	T	167.0993
	S	86.478
6	T	165.9318
	S	87.086
7	T	165.1655
	S	87.490
8	T	164.3628
	S	87.918
9	T	164.3913
	S	87.902
10	T	163.4106
	S	88.430
11	T	
	S	



**Event:** MX-5 Cup at Road America  
**Track:** Road America  
**Report:** Section Data Report  
**Session:** Qualifications

**Round 5 / 6**  
**4.014 mile(s)**  
**Battery Tender Global MX-5 Cup**  
**June 21, 2018**



**Section Data for Car 84 - Lamb(m), Todd**

Lap	T/S	I12 to I13	I13 to I14	I14 to SF	SF to I1	I1 to I2	I2 to I3	I3 to I4	I4 to I5	I5 to I6	I6 to I7	I7 to I8	I8 to I9	I9 to I10	I10 to I11	I11 to I12
1	T	6.8458	5.2519	9.8084	7.4700	12.3579	11.3137	15.6944	13.0571	14.2474	9.6526	15.1721	10.2663	10.0911	11.0963	5.4332
	S	76.689	84.125	98.988	112.632	95.780	83.165	107.001	77.805	79.488	79.324	88.485	109.117	118.511	73.182	88.722
2	T	6.8095	5.3044	9.6779	7.3033	12.3406	11.2293	15.3556	13.0212	14.2830	9.8998	15.2938	10.6497	11.3740	11.2810	5.4046
	S	77.098	83.293	100.322	115.203	95.914	83.791	109.362	78.020	79.290	77.343	87.781	105.189	105.144	71.983	89.192
3	T	6.8449	5.3530	9.7448	7.3640	14.1843	12.9849	16.8638	13.9853	14.4928	9.8156	15.8694	10.2236	9.9605	11.1348	5.4045
	S	76.699	82.537	99.634	114.254	83.447	72.462	99.581	72.641	78.142	78.007	84.597	109.573	120.065	72.929	89.193
4	T	6.7994	5.2908	9.8026	7.3948	12.2999	11.3500	15.8020	13.1230	14.3021	9.6401	15.1578	10.1978	9.9926	11.0865	5.3562
	S	77.213	83.507	99.046	113.778	96.231	82.899	106.273	77.414	79.184	79.427	88.568	109.850	119.679	73.246	89.998
5	T	6.9676	5.2632	9.7565	7.4000	12.3167	11.3612	15.8022	13.1325	14.2234	9.7739	15.3498	10.7922	12.3850	11.5772	5.5448
	S	75.349	83.945	99.514	113.698	96.100	82.818	106.271	77.358	79.622	78.339	87.460	103.800	96.561	70.142	86.936
6	T	7.0307					14.5947	29.5618	25.9965	26.9385	17.8926	30.8133	25.9991	25.0354	19.7360	8.0260
	S	74.673					64.469	56.807	39.079	42.040	42.793	43.569	43.087	47.769	41.145	60.060
7	T	8.4137	5.2942	9.6867	7.2892	12.4522	11.5407	15.3441	13.7368	14.6522	9.7596	15.2327	10.3712	10.2354	11.2040	5.4236
	S	62.398	83.453	100.231	115.426	95.054	81.530	109.444	73.955	77.292	78.454	88.133	108.013	116.840	72.478	88.879
8	T	6.8040	5.2485	9.8613	7.6140	12.7267	11.5592	15.9682	13.1890	14.3294	9.8479	15.3685	10.4813	10.3600	11.1524	5.4829
	S	77.160	84.180	98.457	110.502	93.004	81.399	105.166	77.027	79.033	77.751	87.354	106.879	115.435	72.814	87.918
9	T	6.9061	5.3924	9.9802	7.6917	12.8644	11.7046	17.4222								
	S	76.020	81.933	97.284	109.386	92.009	80.388	96.390								

Event: MX-5 Cup at Road America

Track: Road America

Report: Section Data Report

Session: Qualifications

Round 5 / 6

4.014 mile(s)

Battery Tender Global MX-5 Cup

June 21, 2018




Section Data for Car 84 - Lamb(m), Todd

Lap	T/SLap	PI to PO	PO to SF	SF to PI
1	T	157.7582		173.9552
	S	91.598		78.229
2	T	159.2277		
	S	90.753		
3	T	164.2262		
	S	87.991		
4	T	157.5956		
	S	91.693		
5	T	161.6462		156.7211
	S	89.395		87.828
6	T	471.4171	207.2773	270.4722
	S	30.653	7.342	50.314
7	T	160.6363		
	S	89.957		
8	T	159.9933		
	S	90.319		
9	T			
	S			

**Event:** MX-5 Cup at Road America  
**Track:** Road America  
**Report:** Section Data Report  
**Session:** Qualifications

**Round 5 / 6**  
**4.014 mile(s)**  
**Battery Tender Global MX-5 Cup**  
**June 21, 2018**



**Section Data for Car 87 - Rollan, Selin (R)**

Lap	T/S	I12 to I13	I13 to I14	I14 to SF	SF to I1	I1 to I2	I2 to I3	I3 to I4	I4 to I5	I5 to I6	I6 to I7	I7 to I8	I8 to I9	I9 to I10	I10 to I11	I11 to I12
1	T	6.9153	5.3282	9.9338	7.6047	12.4434	11.2339	15.7868	13.1477	14.2455	9.7812	15.0423	10.5768	10.4628	11.1177	5.4369
	S	75.919	82.921	97.738	110.637	95.122	83.756	106.375	77.269	79.499	78.281	89.248	105.914	114.301	73.041	88.662
2	T	6.8322	5.3330	9.7334	7.3373	12.2108	11.3567	15.6627	13.0738	14.2037	9.6122	15.1123	10.2165	10.0922	11.3081	5.3941
	S	76.842	82.846	99.750	114.669	96.934	82.851	107.218	77.706	79.733	79.657	88.835	109.649	118.498	71.811	89.365
3	T	6.9361	5.2785	9.7803	7.3829	12.2887	11.3051	15.6453	13.0114	14.4979	10.6672	16.5092	11.1811	11.9224	11.4026	5.3502
	S	75.691	83.701	99.272	113.961	96.319	83.229	107.337	78.078	78.115	71.779	81.318	100.189	100.308	71.216	90.099
4	T	6.8026	5.2255	9.7401	7.2246	12.5900	11.3007	15.5463	13.1800	14.2052	9.5687	15.0639	10.2366	9.8574	11.2688	5.5962
	S	77.176	84.550	99.682	116.458	94.014	83.261	108.020	77.080	79.724	80.019	89.120	109.434	121.321	72.061	86.138
5	T	7.0119	5.3770	9.8736	7.4616	12.2113	11.4212	15.7970	12.8897	14.3150	9.7767	15.6005	10.6391	10.3058	15.2705	6.0381
	S	74.873	82.168	98.334	112.759	96.930	82.383	106.306	78.816	79.113	78.317	86.055	105.293	116.042	53.177	79.834
6	T	7.0972	5.2932	9.6541	7.4335	12.9738	12.0872	16.3573	13.8625	14.7235	9.8975	15.5428	11.0227	10.8752	10.9931	5.3563
	S	73.973	83.469	100.570	113.185	91.233	77.843	102.665	73.285	76.918	77.361	86.374	101.629	109.967	73.869	89.996
7	T	6.7446	5.2571	9.6954	7.3292	12.1251	11.3518	15.4470	12.9999	14.3065	9.6616	15.1564	10.2244	9.8817	11.0442	5.4044
	S	77.840	84.042	100.141	114.796	97.619	82.886	108.715	78.147	79.160	79.250	88.576	109.564	121.023	73.527	89.195
8	T	6.9417	5.3112	9.8203	7.4779	12.4595	11.4549	15.6591	13.0963	15.2026	10.4321	16.8851	10.3212	10.4546	11.2294	5.3861
	S	75.630	83.186	98.868	112.513	94.999	82.140	107.242	77.572	74.494	73.397	79.508	108.537	114.391	72.314	89.498
9	T	6.8346	5.2952	9.7906	7.4490	12.2824	11.3441	15.7400	13.0041	14.4888	10.2561	15.6491	10.4211	10.0657	10.9504	5.3332
	S	76.815	83.437	99.167	112.950	96.368	82.943	106.691	78.122	78.164	74.656	85.788	107.496	118.810	74.157	90.386
10	T	6.8303	5.2552	9.6624	7.2799	12.6085			13.3171	14.3002	9.6980	15.4125	10.4131	10.0910	11.0496	5.4125
	S	76.863	84.073	100.483	115.574	93.876			76.286	79.195	78.953	87.105	107.579	118.512	73.491	89.062
11	T	6.9094														
	S	75.983														

**Event:** MX-5 Cup at Road America  
**Track:** Road America  
**Report:** Section Data Report  
**Session:** Qualifications

**Round 5 / 6**  
**4.014 mile(s)**  
**Battery Tender Global MX-5 Cup**  
**June 21, 2018**



**Section Data for Car 87 - Rollan, Selin (R)**

Lap	T/SLap	PO to SF	SF to PI
1	T	159.0570	180.6140
	S	90.850	75.345
2	T	157.4790	
	S	91.761	
3	T	163.1589	
	S	88.566	
4	T	157.4066	
	S	91.803	
5	T	163.9890	
	S	88.118	
6	T	163.1699	
	S	88.560	
7	T	156.6293	
	S	92.259	
8	T	162.1320	
	S	89.127	
9	T	158.9044	
	S	90.938	
10	T	161.8044	158.0393
	S	89.308	87.096
11	T		
	S		

**Event:** MX-5 Cup at Road America  
**Track:** Road America  
**Report:** Section Data Report  
**Session:** Qualifications

**Round 5 / 6**  
**4.014 mile(s)**  
**Battery Tender Global MX-5 Cup**  
**June 21, 2018**



**Section Data for Car 95 - Bernacki, Thomas (R)**

Lap	T/S	I12 to I13	I13 to I14	I14 to SF	SF to I1	I1 to I2	I2 to I3	I3 to I4	I4 to I5	I5 to I6	I6 to I7	I7 to I8	I8 to I9	I9 to I10	I10 to I11	I11 to I12
1	T	6.8711	5.2461	9.7469	7.3474	12.1379	11.3624	15.3926	13.3039	14.1253	9.7147	14.9623	10.0107	9.9578	11.0156	5.3956
	S	76.407	84.218	99.612	114.512	97.516	82.809	109.099	76.362	80.175	78.817	89.726	111.903	120.098	73.718	89.340
2	T	6.8804	5.5246	9.9818	7.4785	13.3135	11.5895	15.7177	13.1016	14.1884	9.7249	15.3581	10.1642	10.0634	11.0765	5.3413
	S	76.304	79.973	97.268	112.504	88.905	81.186	106.842	77.541	79.819	78.734	87.413	110.213	118.837	73.312	90.249
3	T	6.8109	5.2413	9.6198	7.1921	12.3857	11.5925	15.5310	13.1724	15.4452	10.1577	15.4281	10.5048	10.2033	11.2021	5.6794
	S	77.082	84.296	100.928	116.984	95.565	81.165	108.127	77.124	73.324	75.379	87.017	106.640	117.208	72.490	84.876
4	T	6.9731	5.3777	9.9733	7.5572	12.6034	11.4940	15.6550	13.0910	14.1542	9.7653	15.0238	10.1793	9.9441	11.0294	5.3126
	S	75.289	82.157	97.351	111.333	93.914	81.861	107.270	77.604	80.012	78.408	89.358	110.050	120.263	73.626	90.736
5	T	7.1642	5.4389	9.9710	7.5015	12.5469	11.4399	15.7678	13.4397	14.7503	9.9395	15.2125	11.2628	14.3546	11.2514	5.3856
	S	73.281	81.233	97.373	112.159	94.337	82.248	106.503	75.590	76.778	77.034	88.250	99.463	83.312	72.173	89.506
6	T	6.9913					15.0833	22.1762	14.2928	16.1341	12.4085	18.1870	10.6944	10.6528	11.0497	5.3641
	S	75.093					62.381	75.726	71.078	70.193	61.706	73.816	104.749	112.262	73.490	89.865
7	T	6.9242	5.2768	9.7870	7.4318	12.3461	11.3821	15.6663	13.1617	14.7496	9.9584	15.1438	10.2401	10.0182	11.0840	5.3864
	S	75.821	83.728	99.204	113.211	95.871	82.666	107.193	77.187	76.782	76.888	88.650	109.396	119.374	73.263	89.493
8	T	7.0780	5.3248	9.8601	7.5133	12.7672	11.7296	15.7043	13.0841	14.2456	9.7206	15.1478	10.4128	10.1666	10.9654	5.3602
	S	74.173	82.974	98.468	111.983	92.709	80.217	106.934	77.645	79.498	78.769	88.627	107.582	117.631	74.055	89.930
9	T	7.1174	5.3381	9.8182	7.7501	12.8582	11.7074	17.5175								
	S	73.763	82.767	98.889	108.562	92.053	80.369	95.865								

Event: MX-5 Cup at Road America

Track: Road America

Report: Section Data Report

Session: Qualifications

Round 5 / 6

4.014 mile(s)

Battery Tender Global MX-5 Cup

June 21, 2018



Section Data for Car 95 - Bernacki, Thomas (R)

Lap	T/SLap	PI to PO	PO to SF	SF to PI
1	T	156.5903		176.2231
	S	92.282		77.223
2	T	159.5044		
	S	90.596		
3	T	160.1663		
	S	90.221		
4	T	158.1334		
	S	91.381		
5	T	165.4266		160.7758
	S	87.352		85.613
6	T	474.4085	300.0280	178.4452
	S	30.460	5.072	76.261
7	T	158.5565		
	S	91.137		
8	T	159.0804		
	S	90.837		
9	T			
	S			

Event: **MX-5 Cup at Road America**  
Track: **Road America**  
Report: **Section Data Report**  
Session: **Qualifications**

**Round 5 / 6**  
**4.014 mile(s)**  
**Battery Tender Global MX-5 Cup**  
**June 21, 2018**



**Section Data for Car 97 - Henderson, Brian**

Lap	T/S	I12 to I13	I13 to I14	I14 to SF	SF to I1	I1 to I2	I2 to I3	I3 to I4	I4 to I5	I5 to I6	I6 to I7	I7 to I8	I8 to I9	I9 to I10	I10 to I11	I11 to I12
1	T	6.9716	5.2055	9.7847	7.5043	12.4524	11.3404	15.9378	13.6924	14.6545	10.0557	15.3867	10.8246	12.1340	11.3057	5.3444
	S	75.306	84.875	99.227	112.118	95.053	82.970	105.367	74.195	77.280	76.144	87.251	103.489	98.559	71.826	90.196
2	T	6.7083	5.2841	9.6978	7.2658	12.5667	11.4831	15.3393	13.4516	14.4348	9.9385	15.1723	10.2451	9.8530	11.2588	5.4222
	S	78.261	83.613	100.116	115.798	94.188	81.939	109.478	75.523	78.456	77.042	88.484	109.343	121.375	72.125	88.902
3	T	7.2554	5.2663	9.6497	7.2351	12.6321	11.4494	15.4693	13.2781	14.3591	9.6558	15.2244	10.2366	10.3484	11.6794	5.5228
	S	72.360	83.895	100.615	116.289	93.701	82.180	108.558	76.510	78.870	79.298	88.181	109.434	115.565	69.528	87.283
4	T	7.2671	5.3616	9.9155	7.5169	13.1029	11.3727	15.3945	13.5719	14.3412	9.9360	15.1899	10.2645	10.0607	11.8582	5.4364
	S	72.243	82.404	97.918	111.930	90.334	82.734	109.086	74.854	78.968	77.061	88.381	109.136	118.869	68.480	88.670
5	T	7.0101	5.2490	9.6833	7.3243	12.4400	11.4672	15.4819	13.4167	14.2964	9.6911	15.2477	10.0985	9.8047	11.1105	5.3666
	S	74.892	84.172	100.266	114.873	95.148	82.052	108.470	75.720	79.216	79.009	88.046	110.930	121.973	73.088	89.823
6	T	7.0369	5.2676	9.6560	7.3269	12.7371	11.4908	15.4696	13.4254	14.3218	9.7857	15.3628	10.4351	10.1942	11.2480	5.8145
	S	74.607	83.875	100.550	114.832	92.928	81.884	108.556	75.671	79.075	78.245	87.386	107.352	117.313	72.195	82.904
7	T	8.0280														
	S	65.396														

**Event:** MX-5 Cup at Road America  
**Track:** Road America  
**Report:** Section Data Report  
**Session:** Qualifications

**Round 5 / 6**  
**4.014 mile(s)**  
**Battery Tender Global MX-5 Cup**  
**June 21, 2018**



**Section Data for Car 97 - Henderson, Brian**

Lap	T/SLap	PO to SF	SF to PI
1	T	162.5947	189.1114
	S	88.874	71.960
2	T	158.1214	
	S	91.388	
3	T	159.2619	
	S	90.734	
4	T	160.5900	
	S	89.983	
5	T	157.6880	
	S	91.639	
6	T	159.5724	159.3093
	S	90.557	86.401
7	T		
	S		



Event: MX-5 Cup at Road America

Track: Road America

Report: Section Data Report

Session: Qualifications

Round 5 / 6

4.014 mile(s)

Battery Tender Global MX-5 Cup






June 21, 2018



Section Data for Car

Report Support Information

Section Legend	
Name	Length
I12 to I13	0.145833 miles
I13 to I14	0.122727 miles
I14 to SF	0.269697 miles
SF to I1	0.233712 miles
I1 to I2	0.328788 miles
I2 to I3	0.261364 miles
I3 to I4	0.466477 miles
I4 to I5	0.282197 miles
I5 to I6	0.314583 miles
I6 to I7	0.212689 miles
I7 to I8	0.372917 miles
I8 to I9	0.311174 miles
I9 to I10	0.332197 miles
I10 to I11	0.225568 miles
I11 to I12	0.133902 miles
Lap	4.014000 miles
PI to PO	0.422727 miles
PO to SF	3.780114 miles
SF to PI	3.823485 miles
PO to I2	0.328788 miles
I13 to PI	0.202083 miles
PO to PI	3.589773 miles

Color Legend	
	Fastest Lap
	Section Under Caution
	Section Under Green
	Section Time Data
	Section Speed Data

