

Event: Global MX-5 Cup at NJMP Thunderbolt
Track: New Jersey Motorsports Park
Report: Section Data Report
Session: Qualifications

Round 9 / 10
2.14 mile(s)

Global Mazda MX-5 Cup
October 10, 2020



Section Data for Car 08 - Carter, Michael

Lap	T/S I3 to SF	SF to I1	I1 to I2	I2 to I3	Lap	
1	T	16.0857	24.7296	21.4668	30.3589	92.6410
	S	97.235	88.448	82.199	72.092	83.160
2	T	15.9408	24.3261	21.3167	30.5951	92.1787
	S	98.119	89.915	82.778	71.536	83.577
3	T	15.9825	24.4977	21.3442	30.2483	92.0727
	S	97.863	89.285	82.671	72.356	83.673
4	T	16.6813	26.3810	21.4544	30.4308	94.9475
	S	93.763	82.911	82.246	71.922	81.140
5	T	16.0001	24.4001	21.3661	31.5744	93.3407
	S	97.755	89.642	82.586	69.317	82.536
6	T	16.0424	24.4812	21.3764	30.2183	92.1183
	S	97.497	89.345	82.546	72.428	83.632
7	T	15.9307	24.7582	21.5430	30.7009	92.9328
	S	98.181	88.345	81.908	71.289	82.899

Event: Global MX-5 Cup at NJMP Thunderbolt
Track: New Jersey Motorsports Park
Report: Section Data Report
Session: Qualifications

Round 9 / 10
2.14 mile(s)

Global Mazda MX-5 Cup
October 10, 2020



Section Data for Car 13 - Noaker, Robert

Lap	T/S I3 to SF	SF to I1	I1 to I2	I2 to I3	Lap	
1	T	16.1714	24.9178	21.6799	30.3298	93.0989
	S	96.720	87.780	81.391	72.161	82.751
2	T	16.4241	24.6365	21.8408	31.9789	94.8803
	S	95.231	88.782	80.791	68.440	81.197
3	T	16.0695	24.4611	21.5638	31.3289	93.4233
	S	97.333	89.418	81.829	69.860	82.463
4	T	16.0896	24.5223	21.5326	30.1627	92.3072
	S	97.211	89.195	81.948	72.561	83.460
5	T	16.6063	24.8498	21.6372	32.2824	95.3757
	S	94.187	88.020	81.551	67.797	80.775
6	T	16.0869	24.5415	21.4183	30.4171	92.4638
	S	97.228	89.125	82.385	71.954	83.319
7	T	16.5375	24.8825	21.6641	32.4106	95.4947
	S	94.578	87.904	81.450	67.528	80.675
8	T	16.0486	24.6799	21.5697	30.3761	92.6743
	S	97.460	88.626	81.807	72.051	83.130
9	T	16.1970	25.0578	21.8659	33.1139	96.2346
	S	96.567	87.289	80.699	66.094	80.054
10	T	16.0270	24.5333	21.4301	31.7073	93.6977
	S	97.591	89.155	82.340	69.026	82.222
11	T	16.2027	27.7552	23.8156	33.5849	101.3584
	S	96.533	78.806	74.092	65.167	76.008

Event: Global MX-5 Cup at NJMP Thunderbolt
Track: New Jersey Motorsports Park
Report: Section Data Report
Session: Qualifications

Round 9 / 10
2.14 mile(s)

Global Mazda MX-5 Cup
October 10, 2020



Section Data for Car 3 - Stout, Robert

Lap	T/S I3 to SF	SF to I1	I1 to I2	I2 to I3	Lap	
1	T	16.2849	24.7095	21.4757	30.9489	93.4190
	S	96.045	88.520	82.165	70.718	82.467
2	T	16.3152	25.0932	22.7580	31.0940	95.2604
	S	95.867	87.166	77.535	70.388	80.873
3	T	16.0961	24.6461	21.4979	30.3141	92.5542
	S	97.172	88.747	82.080	72.199	83.238
4	T	16.0342	24.6648	21.3230	30.3197	92.3417
	S	97.547	88.680	82.753	72.185	83.429
5	T	16.0822	24.6256	21.4058	30.7612	92.8748
	S	97.256	88.821	82.433	71.149	82.950
6	T	16.0960	24.6414	25.2898	33.5757	99.6029
	S	97.173	88.764	69.773	65.185	77.347
7	T	16.1057	26.3432	28.0613	31.8339	102.3441
	S	97.114	83.030	62.882	68.752	75.275
8	T	16.0658	24.7669	21.4004	30.5230	92.7561
	S	97.355	88.314	82.454	71.704	83.057
9	T	15.9761	24.9422	21.8942	31.4768	94.2893
	S	97.902	87.694	80.594	69.532	81.706
10	T	16.1073	24.8026	21.5009	30.7642	93.1750
	S	97.104	88.187	82.068	71.142	82.683

Event: Global MX-5 Cup at NJMP Thunderbolt
Track: New Jersey Motorsports Park
Report: Section Data Report
Session: Qualifications

Round 9 / 10
2.14 mile(s)

Global Mazda MX-5 Cup
October 10, 2020



Section Data for Car 33 - Bachoura, Alex

Lap	T/S I3 to SF	SF to I1	I1 to I2	I2 to I3	Lap	
1	T	16.5663	25.3733	21.8445	30.5332	94.3173
	S	94.414	86.204	80.778	71.681	81.682
2	T	16.1415	24.8429	21.8261	30.5371	93.3476
	S	96.899	88.044	80.846	71.671	82.530
3	T	16.2374	24.8518	21.6332	30.6073	93.3297
	S	96.326	88.013	81.567	71.507	82.546
4	T	16.3443	25.0384	22.2239	30.6516	94.2582
	S	95.696	87.357	79.399	71.404	81.733
5	T	16.1392	24.7309	21.6690	30.6542	93.1933
	S	96.913	88.443	81.432	71.398	82.667
6	T	16.3029	24.8867	21.7812	31.7761	94.7469
	S	95.939	87.889	81.012	68.877	81.311
7	T	16.1021	24.6660	21.8604	30.7545	93.3830
	S	97.136	88.676	80.719	71.165	82.499
8	T	16.3015	25.0176	22.0880	30.7615	94.1686
	S	95.948	87.429	79.887	71.149	81.811
9	T	16.2014	25.1658	21.7026	30.7462	93.8160
	S	96.540	86.914	81.306	71.184	82.118
10	T	16.3138	25.1507	22.1958	31.2693	94.9296
	S	95.875	86.967	79.499	69.993	81.155

Event: Global MX-5 Cup at NJMP Thunderbolt
Track: New Jersey Motorsports Park
Report: Section Data Report
Session: Qualifications

Round 9 / 10
2.14 mile(s)

Global Mazda MX-5 Cup
October 10, 2020



Section Data for Car 38 - Williams, Dan (R)

Lap	T/S I3 to SF	SF to I1	I1 to I2	I2 to I3	Lap	
1	T	16.2736	25.7111	22.4172	31.4652	95.8671
	S	96.112	85.071	78.714	69.557	80.361
2	T	16.1954	25.2970	21.9188	30.7210	94.1322
	S	96.576	86.464	80.504	71.242	81.842
3	T	16.1242	24.5819	21.8648	30.5138	93.0847
	S	97.003	88.979	80.703	71.726	82.763
4	T	16.0665	24.7000	21.6263	30.3888	92.7816
	S	97.351	88.554	81.593	72.021	83.034
5	T	16.1287	25.0741	21.5810	30.8973	93.6811
	S	96.976	87.232	81.764	70.836	82.236
6	T	16.2342	24.8751	21.7092	30.8095	93.6280
	S	96.345	87.930	81.281	71.038	82.283
7	T	16.1378	24.9334	21.6627	34.2437	96.9776
	S	96.921	87.725	81.455	63.914	79.441
8	T	16.3355	25.0424	21.9118	33.7812	97.0709
	S	95.748	87.343	80.529	64.789	79.365
9	T	23.2441	26.8571	22.6440	31.4696	104.2148
	S	67.290	81.441	77.926	69.548	73.924
10	T	16.4336	24.9135	21.7168	30.6804	93.7443
	S	95.176	87.795	81.253	71.337	82.181

Event: Global MX-5 Cup at NJMP Thunderbolt
Track: New Jersey Motorsports Park
Report: Section Data Report
Session: Qualifications

Round 9 / 10
2.14 mile(s)

Global Mazda MX-5 Cup
October 10, 2020



Section Data for Car 5 - Wagner, Gresham

Lap	T/S I3 to SF	SF to I1	I1 to I2	I2 to I3	Lap	
1	T	18.5063	30.1912	22.3843	32.2528	103.3346
	S	84.517	72.447	78.830	67.859	74.554
2	T	16.0391	24.1913	23.2919	31.9664	95.4887
	S	97.517	90.416	75.758	68.467	80.680
3	T	16.0554	24.5325	23.9708	32.3924	96.9511
	S	97.418	89.158	73.612	67.566	79.463
4	T	16.1617	24.3793	21.6442	30.1752	92.3604
	S	96.778	89.718	81.525	72.531	83.412
5	T	16.2064	24.3487	21.4069	30.1793	92.1413
	S	96.511	89.831	82.429	72.521	83.611
6	T	16.1730	24.4939	21.3672	30.2840	92.3181
	S	96.710	89.299	82.582	72.270	83.451
7	T	16.1070	25.9941	22.4715	30.6720	95.2446
	S	97.106	84.145	78.524	71.356	80.886
8	T	16.0455	25.5067	23.0181	35.1448	99.7151
	S	97.478	85.753	76.659	62.275	77.260

Event: Global MX-5 Cup at NJMP Thunderbolt
Track: New Jersey Motorsports Park
Report: Section Data Report
Session: Qualifications

Round 9 / 10
2.14 mile(s)

Global Mazda MX-5 Cup
October 10, 2020



Section Data for Car 63 - Hixon, Bryan

Lap	T/S I3 to SF	SF to I1	I1 to I2	I2 to I3	Lap	
1	T	16.0015	25.6062	21.7593	30.6369	94.0039
	S	97.747	85.420	81.094	71.438	81.954
2	T	15.9261	24.6141	21.6800	30.8463	93.0665
	S	98.209	88.863	81.390	70.953	82.780
3	T	16.0741	25.1887	21.7460	30.7500	93.7588
	S	97.305	86.835	81.143	71.175	82.168
4	T	16.0834	25.0633	22.0433	31.0829	94.2729
	S	97.249	87.270	80.049	70.413	81.720
5	T	15.9616	24.8840	21.6003	30.9069	93.3528
	S	97.991	87.899	81.691	70.814	82.526
6	T	16.5184	25.9361	21.6453	30.9458	95.0456
	S	94.688	84.333	81.521	70.725	81.056
7	T	16.1752	24.9977	21.7394	30.8948	93.8071
	S	96.697	87.499	81.168	70.842	82.126
8	T	17.0034	27.6285	23.9039	38.5981	107.1339
	S	91.987	79.167	73.818	56.703	71.910
9	T	16.4005	25.1957	21.8862	30.9327	94.4151
	S	95.368	86.811	80.624	70.755	81.597
10	T	16.2576	25.4205	22.0358	31.0296	94.7435
	S	96.207	86.044	80.076	70.534	81.314

Event: Global MX-5 Cup at NJMP Thunderbolt
Track: New Jersey Motorsports Park
Report: Section Data Report
Session: Qualifications

Round 9 / 10
2.14 mile(s)

Global Mazda MX-5 Cup
October 10, 2020



Section Data for Car 67 - Conway, Kevin (R)

Lap	T/S I3 to SF	SF to I1	I1 to I2	I2 to I3	Lap	
1	T	16.1317	25.3510	22.1199	31.0429	94.6455
	S	96.958	86.280	79.772	70.504	81.398
2	T	15.9078	24.9070	21.7298	30.7940	93.3386
	S	98.322	87.818	81.204	71.073	82.538
3	T	15.9464	25.0494	21.6903	30.8148	93.5009
	S	98.084	87.318	81.352	71.025	82.395
4	T	16.0086	25.1372	21.7310	30.6820	93.5588
	S	97.703	87.013	81.199	71.333	82.344
5	T	16.0768	24.7557	21.6602	30.7310	93.2237
	S	97.289	88.354	81.465	71.219	82.640
6	T	15.9526	25.0780	21.9180	31.2757	94.2243
	S	98.046	87.219	80.507	69.979	81.762

Event: Global MX-5 Cup at NJMP Thunderbolt
Track: New Jersey Motorsports Park
Report: Section Data Report
Session: Qualifications

Round 9 / 10
2.14 mile(s)

Global Mazda MX-5 Cup
October 10, 2020



Section Data for Car 68 - Geesbreght, John (R)

Lap	T/S I3 to SF	SF to I1	I1 to I2	I2 to I3	Lap	
1	T	16.1147	25.3313	22.2822	31.0436	94.7718
	S	97.060	86.347	79.191	70.502	81.290
2	T	16.1267	24.5954	21.7527	30.6905	93.1653
	S	96.988	88.930	81.118	71.313	82.692
3	T	16.4039	24.7321	21.7631	30.5736	93.4727
	S	95.349	88.439	81.080	71.586	82.420
4	T	16.3671	24.6081	21.7545	30.6272	93.3569
	S	95.563	88.884	81.112	71.461	82.522
5	T	16.4937	24.5925	21.8732	30.8823	93.8417
	S	94.830	88.941	80.672	70.870	82.096
6	T	16.1595	34.6217	22.9277	30.7937	104.5026
	S	96.791	63.176	76.961	71.074	73.721

Event: Global MX-5 Cup at NJMP Thunderbolt
Track: New Jersey Motorsports Park
Report: Section Data Report
Session: Qualifications

Round 9 / 10
2.14 mile(s)

Global Mazda MX-5 Cup
October 10, 2020



Section Data for Car 76 - Dirks, Matthew (R)

Lap	T/S I3 to SF	SF to I1	I1 to I2	I2 to I3	Lap	
1	T	16.5517	24.9608	21.6610	31.1439	94.3174
	S	94.497	87.628	81.462	70.275	81.682
2	T	16.2233	24.7059	21.5338	30.3398	92.8028
	S	96.410	88.532	81.943	72.137	83.015
3	T	16.1701	24.5296	21.4559	30.3858	92.5414
	S	96.727	89.169	82.241	72.028	83.249
4	T	16.1580	24.5049	21.5469	30.3826	92.5924
	S	96.800	89.259	81.893	72.036	83.203
5	T	16.1533	25.2014	25.5742	36.1300	103.0589
	S	96.828	86.792	68.997	60.577	74.753
6	T	24.8904	27.3219	21.6811	30.7348	104.6282
	S	62.839	80.056	81.386	71.210	73.632
7	T	16.0467	24.6291	21.4623	30.7041	92.8422
	S	97.471	88.808	82.216	71.282	82.980
8	T	16.1118	24.5768	21.4605	30.8865	93.0356
	S	97.077	88.997	82.223	70.861	82.807
9	T	16.2611	26.6175	22.7170	32.8175	98.4131
	S	96.186	82.174	77.675	66.691	78.282

Event: Global MX-5 Cup at NJMP Thunderbolt
Track: New Jersey Motorsports Park
Report: Section Data Report
Session: Qualifications

Round 9 / 10
2.14 mile(s)

Global Mazda MX-5 Cup
October 10, 2020



Section Data for Car 77 - Oxner, Luke

Lap	T/S I3 to SF	SF to I1	I1 to I2	I2 to I3	Lap	
1	T	16.0300	24.9274	21.7707	31.3646	94.0927
	S	97.573	87.746	81.051	69.780	81.877
2	T	16.1601	24.4796	21.6669	30.6559	92.9625
	S	96.787	89.351	81.440	71.394	82.872
3	T	16.0487	25.0479	21.2712	30.3723	92.7401
	S	97.459	87.324	82.955	72.060	83.071
4	T	16.1360	24.5894	21.4206	30.4428	92.5888
	S	96.932	88.952	82.376	71.893	83.207
5	T	16.2905	24.6544	22.1159	30.8369	93.8977
	S	96.012	88.717	79.786	70.975	82.047
6	T	15.9854	24.9187	25.5731	30.9272	97.4044
	S	97.845	87.776	69.000	70.767	79.093
7	T	16.1152	24.6010	21.8592	31.0075	93.5829
	S	97.057	88.910	80.723	70.584	82.323
8	T	16.2565	26.8507	24.5146	32.2529	99.8747
	S	96.213	81.461	71.979	67.859	77.137

Event: Global MX-5 Cup at NJMP Thunderbolt
Track: New Jersey Motorsports Park
Report: Section Data Report
Session: Qualifications

Round 9 / 10
2.14 mile(s)

Global Mazda MX-5 Cup
October 10, 2020



Section Data for Car 87 - Rollan, Selin

Lap	T/S I3 to SF	SF to I1	I1 to I2	I2 to I3	Lap	
1	T	16.1795	28.7066	22.1966	31.2388	98.3215
	S	96.671	76.194	79.496	70.061	78.355
2	T	15.9318	24.7364	21.6287	30.2739	92.5708
	S	98.174	88.423	81.584	72.294	83.223
3	T	16.1496	24.5125	21.5176	30.3761	92.5558
	S	96.850	89.231	82.005	72.051	83.236
4	T	16.0509	24.4747	21.5193	30.5033	92.5482
	S	97.446	89.369	81.998	71.751	83.243
5	T	16.1977	24.4369	21.3784	30.4701	92.4831
	S	96.563	89.507	82.539	71.829	83.302
6	T	16.1872	25.0370	26.0150	31.1715	98.4107
	S	96.625	87.362	67.828	70.213	78.284
7	T	16.0759	24.5874	21.6327	34.2533	96.5493
	S	97.294	88.959	81.568	63.896	79.793
8	T	16.2340			32.8794	104.4732
	S	96.347			66.566	73.741

Event: Global MX-5 Cup at NJMP Thunderbolt
Track: New Jersey Motorsports Park
Report: Section Data Report
Session: Qualifications

Round 9 / 10
2.14 mile(s)

Global Mazda MX-5 Cup
October 10, 2020



Section Data for Car 9 - Piscitell, Justin

Lap	T/S I3 to SF	SF to I1	I1 to I2	I2 to I3	Lap	
1	T	16.1086	25.2133	21.6323	30.6964	93.6506
	S	97.097	86.751	81.570	71.299	82.263
2	T	16.1616	24.8656	26.7950	30.7958	98.6180
	S	96.778	87.964	65.854	71.069	78.120
3	T	16.0101	24.6111	21.5284	30.2808	92.4304
	S	97.694	88.873	81.964	72.278	83.349
4	T	15.8928	24.7165	21.4887	30.4205	92.5185
	S	98.415	88.494	82.115	71.946	83.270
5	T	15.9275	24.5361	21.4298	30.4501	92.3435
	S	98.201	89.145	82.341	71.876	83.428
6	T	16.0080	24.6279	21.5530	30.5514	92.7403
	S	97.707	88.813	81.870	71.638	83.071
7	T	18.7781	26.5626	21.8978	31.0487	98.2872
	S	83.293	82.344	80.581	70.490	78.383
8	T	16.7064	28.8899	23.3223	34.8151	103.7337
	S	93.622	75.711	75.659	62.865	74.267
9	T			27.9023	37.5020	175.3474
	S			63.240	58.361	43.936

Event: Global MX-5 Cup at NJMP Thunderbolt
Track: New Jersey Motorsports Park
Report: Section Data Report
Session: Qualifications

Round 9 / 10
2.14 mile(s)

Global Mazda MX-5 Cup
October 10, 2020



Section Data for Car 96 - Thomas, Jared (R)

Lap	T/S I3 to SF	SF to I1	I1 to I2	I2 to I3	Lap	
1	T	16.0901	24.5640	21.8898	30.4829	93.0268
	S	97.208	89.044	80.610	71.799	82.815
2	T	16.1266	24.5673	21.4686	30.1969	92.3594
	S	96.988	89.032	82.192	72.479	83.413
3	T	15.9643	24.3573	21.2801	30.3749	91.9766
	S	97.974	89.799	82.920	72.054	83.760
4	T	15.9935	24.7506	22.1862	30.7896	93.7199
	S	97.795	88.373	79.533	71.084	82.202
5	T	16.0076	24.4529	21.3225	30.2768	92.0598
	S	97.709	89.448	82.755	72.288	83.685
6	T	16.0801	24.4163	21.5912	30.2935	92.3811
	S	97.269	89.582	81.725	72.248	83.394
7	T	16.2231	24.5981	21.5583	30.6645	93.0440
	S	96.411	88.920	81.850	71.374	82.800

Event: Global MX-5 Cup at NJMP Thunderbolt
Track: New Jersey Motorsports Park
Report: Section Data Report
Session: Qualifications

Round 9 / 10
2.14 mile(s)

Global Mazda MX-5 Cup
October 10, 2020



Section Data for Car 98 - Robillard, Jackson

Lap	T/S I3 to SF	SF to I1	I1 to I2	I2 to I3	Lap	
1	T	16.3487	25.1968	22.3409	30.9460	94.8324
	S	95.671	86.808	78.983	70.724	81.238
2	T	16.6932	25.9502	23.2819	33.3478	99.2731
	S	93.696	84.287	75.790	65.631	77.604
3	T	16.1013	24.6369	21.7962	30.4040	92.9384
	S	97.141	88.780	80.957	71.985	82.894
4	T	16.1122	24.6456	21.7946	30.3849	92.9373
	S	97.075	88.749	80.963	72.030	82.895
5	T	16.0865	24.6134	21.7525	30.4102	92.8626
	S	97.230	88.865	81.119	71.970	82.961
6	T	16.0427	25.7508	21.7400	31.9769	95.5104
	S	97.495	84.940	81.166	68.444	80.661
7	T	15.9455	25.0720	22.0354	31.0225	94.0754
	S	98.090	87.240	80.078	70.550	81.892

Event: Global MX-5 Cup at NJMP Thunderbolt
Track: New Jersey Motorsports Park
Report: Section Data Report
Session: Qualifications

Round 9 / 10
2.14 mile(s)








Global Mazda MX-5 Cup
October 10, 2020

Section Data for Car

Report Support Information

Section Legend	
Name	Length
I3 to SF	0.434470 miles
SF to I1	0.607576 miles
I1 to I2	0.490152 miles
I2 to I3	0.607955 miles
Lap	2.140000 miles
SFP to I1	0.607576 miles
I3 to SFP	0.434470 miles

Color Legend	
	Fastest Lap
	Section Under Caution
	Section Under Green
	Section Time Data
	Section Speed Data

