

Event: **MX-5 Cup Toronto GP**
 Track: **Streets of Toronto**
 Report: **Section Data Report**
 Session: **Qualifications**

Round 7 / 8
 1.786 mile(s)
 Battery Tender Global MX-5 Cup
 July 14, 2017



Section Data for Car 03 - Harrison, Ashton

Lap	T/SF to I1	I1 to I2	I2 to I3A	I3A to I3	I3 to I4	I4 to I5	I5 to I6A	I6A to I6	I6 to I7	I7 to I8	I8 to I9A	I9A to I9	I9 to I10	I10 to SF	I2 to I3	
1	T	0.8596	3.0395	5.6365	7.8595	12.2848	11.4355	6.5143	4.8664	11.7033	3.4012	3.0921	2.6783	9.4935	5.6820	13.4960
	S	93.199	97.018	54.434	78.076	104.897	59.206	57.566	76.358	69.677	69.160	52.700	53.460	61.980	83.637	68.202
2	T	0.8458	3.2033	5.2317	7.5987	12.0528	11.4952	6.5946	4.9573	11.9524	3.2462	3.0523	2.6406	9.2652	5.5920	12.8304
	S	94.719	92.057	58.646	80.755	106.916	58.898	56.865	74.958	68.225	72.462	53.387	54.223	63.507	84.983	71.740
3	T	0.8436	3.1074	5.3238	7.8220	12.3624	11.2150	6.4827	5.7515	10.9144	3.1740	3.0412	2.5797	9.2904	5.5573	13.1458
	S	94.966	94.898	57.631	78.450	104.238	60.370	57.846	64.608	74.714	74.111	53.582	55.503	63.335	85.514	70.019
4	T	0.8558	3.0345	5.4641	7.6798	12.2666	11.0718	6.4813	4.8091	11.7634	3.3844	2.9750	2.6492	9.2975	5.6212	13.1439
	S	93.613	97.178	56.152	79.903	105.052	61.150	57.859	77.268	69.321	69.503	54.775	54.047	63.287	84.542	70.029
5	T	0.8610	3.1010	5.3802	7.6203	12.3158	11.3170	6.5144	6.1212	10.9195	3.3079	3.0390	2.6317	9.3025	5.6133	13.0005
	S	93.047	95.094	57.027	80.527	104.633	59.826	57.565	60.706	74.679	71.111	53.621	54.407	63.253	84.661	70.801
6	T	0.8647	3.1318	5.3120	7.5881	12.2951	11.3134	6.4763	6.1837	11.1202	3.4238	3.0019	2.6149	9.3286	5.6829	12.9001
	S	92.649	94.159	57.759	80.868	104.809	59.845	57.903	60.092	73.331	68.704	54.284	54.756	63.076	83.624	71.353
7	T	0.8536	3.0506	5.4177	7.6490	12.3540	11.9435	6.4187	5.8250	11.0828	3.3416	3.0936	2.5740	9.3946	5.5796	13.0667
	S	93.854	96.665	56.633	80.224	104.309	56.687	58.423	63.792	73.578	70.394	52.675	55.626	62.633	85.172	70.443
8	T	1.0263	3.4738	5.2985	7.6690	12.2755	11.2202	6.5026	4.8336	11.9110	3.5667					12.9675
	S	78.061	84.889	57.907	80.015	104.976	60.342	57.669	76.877	68.462	65.951					70.982
9	T	0.8535	3.0573	5.2703	7.7725	17.3816	15.7011	8.3732	8.1229	22.1752	4.7070	3.5284	2.6942	9.4783	5.5858	13.0428
	S	93.865	96.453	58.216	78.950	74.138	43.121	44.785	45.746	36.773	49.974	46.184	53.144	62.080	85.078	70.572
10	T	1.2783	3.9841	5.3720	7.8194	12.4694	11.6915	6.5637	4.7676	11.7014	3.2063					13.1914
	S	62.672	74.016	57.114	78.476	103.344	57.909	57.132	77.941	69.689	73.364					69.777
11	T	0.8554	3.0368	5.3068	7.6138	12.3041	11.4710	6.3956	4.9813	11.6396	3.1638	2.9649	2.7231	9.3826	5.6339	12.9206
	S	93.656	97.104	57.816	80.595	104.732	59.022	58.634	74.597	70.059	74.350	54.961	52.580	62.713	84.351	71.239
12	T	0.8501	3.0468	5.2859	7.5886	12.3650	11.3938	6.4054	4.9697	11.6688	3.3578	3.0324	2.5867	9.3086	5.5859	12.8745
	S	94.240	96.786	58.045	80.863	104.216	59.422	58.544	74.771	69.883	70.054	53.738	55.353	63.211	85.076	71.494

Event: **MX-5 Cup Toronto GP**
Track: **Streets of Toronto**
Report: **Section Data Report**
Session: **Qualifications**

Round 7 / 8
1.786 mile(s)

Battery Tender Global MX-5 Cup
July 14, 2017



Section Data for Car 03 - Harrison, Ashton

Lap	T/S	I5 to I6	I8 to I9	Lap	PI to PO	PO to I8	SF to PI
1	T	11.3807	5.7704	88.5465			
	S	65.601	53.053	72.613			
2	T	11.5519	5.6929	87.7281			
	S	64.629	53.775	73.290			
3	T	12.2342	5.6209	87.4654			
	S	61.025	54.464	73.510			
4	T	11.2904	5.6242	87.3537			
	S	66.126	54.432	73.604			
5	T	12.6356	5.6707	88.0448			
	S	59.086	53.986	73.026			
6	T	12.6600	5.6168	88.3374			
	S	58.972	54.504	72.785			
7	T	12.2437	5.6676	88.5783			71.4384
	S	60.978	54.015	72.587			73.089
8	T	11.3362		117.7285	38.4472	75.7794	
	S	65.859		54.614	18.035	73.023	
9	T	16.4961	6.2226	114.7013			100.2859
	S	45.259	49.198	56.055			52.065
10	T	11.3313		437.0404	350.3126	79.8565	
	S	65.887		14.712	1.979	69.295	
11	T	11.3769	5.6880	87.4727			
	S	65.623	53.821	73.504			
12	T	11.3751	5.6191	87.4455			71.8273
	S	65.634	54.481	73.527			72.693

Event: **MX-5 Cup Toronto GP**
Track: **Streets of Toronto**
Report: **Section Data Report**
Session: **Qualifications**

Round 7 / 8
1.786 mile(s)
Battery Tender Global MX-5 Cup
July 14, 2017



Section Data for Car 06 - Wilmot, Patrick (R)

Lap	T/SF to I1	I1 to I2	I2 to I3A	I3A to I3	I3 to I4	I4 to I5	I5 to I6A	I6A to I6	I6 to I7	I7 to I8	I8 to I9A	I9A to I9	I9 to I10	I10 to SF	I2 to I3	
1	T	0.8600	3.0028	5.3363	7.8132	12.2366	11.3184	6.4784	5.7484	10.8996	3.3173	3.2459	2.6391	9.5068	5.7547	13.1495
	S	93.155	98.204	57.496	78.538	105.310	59.818	57.885	64.642	74.815	70.909	50.203	54.254	61.893	82.581	69.999
2	T	0.8524	3.0081	5.2347	7.5946	12.3618	11.0959	6.2894	5.7445	10.9089	3.4298	2.9966	2.5622	9.2922	5.6087	12.8293
	S	93.986	98.031	58.612	80.799	104.243	61.018	59.624	64.686	74.751	68.583	54.380	55.882	63.323	84.730	71.746
3	T	0.8500	3.0129	5.1832	7.5620	12.3119	11.1512	6.2914	5.9280	11.1487	3.6138	3.0577	2.4879	9.2531	5.5673	12.7452
	S	94.251	97.875	59.195	81.147	104.666	60.715	59.605	62.684	73.143	65.091	53.293	57.551	63.590	85.360	72.220
4	T	0.8579	3.0182	5.3845	7.6812	12.3853	10.9824	6.3560	5.7390	10.9010	3.2132	3.1516	2.5271	9.3205	5.6540	13.0657
	S	93.383	97.703	56.982	79.888	104.046	61.648	58.999	64.748	74.805	73.207	51.705	56.659	63.131	84.052	70.448
5	T	1.0261	3.4992	5.3946	7.7117	12.5035	11.1169	6.4018	5.7382	10.8660	3.2957					13.1063
	S	78.076	84.273	56.875	79.572	103.062	60.902	58.577	64.757	75.046	71.374					70.230
6	T	0.8946	3.1061	5.3063	7.7044	12.5392	11.2736	6.4155	5.7375	10.8275	3.3093	2.9562	2.5478	9.6073	6.0100	13.0107
	S	89.552	94.938	57.821	79.648	102.769	60.056	58.452	64.765	75.313	71.081	55.123	56.198	61.246	79.073	70.746
7	T	1.0924	4.2676	6.2202	8.0863	14.3038	11.4100	6.3649	5.6857	10.8112	3.1256	3.1386	2.7108	10.8294	6.8353	14.3065
	S	73.337	69.099	49.326	75.886	90.090	59.338	58.917	65.355	75.427	75.258	51.920	52.819	54.334	69.525	64.338
8	T	0.8636	3.0476	5.4672	8.3050	15.5134	16.2153	7.8582	6.6409	13.9973	3.8520	2.9422	2.5320	9.2569	5.6889	13.7722
	S	92.767	96.760	56.120	73.888	83.066	41.753	47.721	55.955	58.258	61.066	55.385	56.549	63.564	83.536	66.834
9	T	1.0426	3.8137	5.4024	7.8155	13.0371	11.5338	6.5286	5.7541	10.7827	3.2288					13.2179
	S	76.840	77.323	56.793	78.515	98.844	58.701	57.440	64.578	75.626	72.853					69.637
10	T	0.8578	3.0595	5.2224	7.7076	12.4626	11.0510	6.3906	5.8321	10.9405	3.1977	2.9688	2.8048	9.3685	5.6037	12.9300
	S	93.394	96.384	58.750	79.614	103.400	61.266	58.680	63.715	74.535	73.561	54.889	51.049	62.807	84.806	71.188
11	T	0.8600	3.0449	5.2918	7.6818	12.3574	10.9984	6.3566	5.9666	10.9918	3.2516	2.9793	2.6514	9.3263	5.6433	12.9736
	S	93.155	96.846	57.980	79.882	104.281	61.559	58.994	62.279	74.188	72.342	54.696	54.002	63.091	84.211	70.948

Event: **MX-5 Cup Toronto GP**
Track: **Streets of Toronto**
Report: **Section Data Report**
Session: **Qualifications**

Round 7 / 8
1.786 mile(s)

Battery Tender Global MX-5 Cup
July 14, 2017



Section Data for Car 06 - Wilmot, Patrick (R)

Lap	T/S	I5 to I6	I8 to I9	Lap	PI to PO	PO to I8	SF to PI
1	T	12.2268	5.8850	88.1575			
	S	61.062	52.020	72.933			
2	T	12.0339	5.5588	86.9798			
	S	62.041	55.072	73.921			
3	T	12.2194	5.5456	87.4191			
	S	61.099	55.203	73.549			
4	T	12.0950	5.6787	87.1719			70.7577
	S	61.727	53.910	73.758			73.792
5	T	12.1400		227.9907	147.7726	75.9791	
	S	61.498		28.201	4.692	72.831	
6	T	12.1530	5.5040	88.2353			
	S	61.433	55.621	72.869			
7	T	12.0506	5.8494	94.8818			
	S	61.955	52.336	67.764			
8	T	14.4991	5.4742	102.1805			87.0722
	S	51.492	55.923	62.924			59.966
9	T	12.2827		423.4027	340.4310	77.6600	
	S	60.784		15.186	2.037	71.255	
10	T	12.2227	5.7736	87.4676			
	S	61.082	53.023	73.508			
11	T	12.3232	5.6307	87.4012			71.4043
	S	60.584	54.369	73.564			73.124

Event: **MX-5 Cup Toronto GP**
Track: **Streets of Toronto**
Report: **Section Data Report**
Session: **Qualifications**

Round 7 / 8
1.786 mile(s)
Battery Tender Global MX-5 Cup
July 14, 2017



Section Data for Car 20 - Palermo, Hernan

Lap	T/SF to I1	I1 to I2	I2 to I3A	I3A to I3	I3 to I4	I4 to I5	I5 to I6A	I6A to I6	I6 to I7	I7 to I8	I8 to I9A	I9A to I9	I9 to I10	I10 to SF	I2 to I3	
1	T	0.8371	2.9715	5.0295	7.6300	12.2058	11.6548	6.6802	5.2585	11.7920	3.2670	2.9731	2.5003	9.1575	5.4781	12.6595
	S	95.704	99.238	61.004	80.424	105.576	58.092	56.136	70.665	69.153	72.001	54.810	57.266	64.254	86.750	72.709
2	T	0.8517	2.9742	5.0371	7.6727	12.3797	11.2343	6.5419	5.9185	10.8759	3.2011	2.9888	2.5047	9.3745	5.5810	12.7098
	S	94.063	99.148	60.912	79.977	104.093	60.266	57.323	62.785	74.978	73.483	54.522	57.165	62.767	85.151	72.421
3	T	0.8439	2.9979	4.9567	7.6708	12.3238	11.1592	6.3185	5.7652	10.6331	3.1729	2.9728	2.5498	9.3026	5.5059	12.6275
	S	94.933	98.364	61.900	79.996	104.565	60.672	59.350	64.454	76.690	74.136	54.815	56.154	63.252	86.312	72.893
4	T	0.8442	2.9791	5.1463	7.7214	13.2627	11.5550	6.8113	4.9573	12.0442	3.3290	2.9093	2.5119	9.4514	5.4997	12.8677
	S	94.899	98.985	59.619	79.472	97.162	58.593	55.056	74.958	67.705	70.660	56.012	57.001	62.256	86.410	71.532
5	T	0.8440	2.9983	5.0269	7.6209	12.1902	10.9087	6.3207	4.8156	11.5392	3.3495	2.9836	2.5458	9.4861	5.5080	12.6478
	S	94.921	98.351	61.035	80.520	105.711	62.065	59.329	77.164	70.668	70.228	54.617	56.242	62.029	86.279	72.776
6	T	0.8420	3.0009	5.0230	7.5943	12.1234	10.9400	6.3300	5.8183	10.7010	3.1204	3.0101	2.5545	9.3322	5.4834	12.6173
	S	95.147	98.266	61.083	80.802	106.293	61.887	59.242	63.866	76.204	75.384	54.136	56.051	63.051	86.667	72.952
7	T	0.8354	3.0315	5.1529	7.5804	12.0653	10.8985	6.2962	5.8237	10.8225	3.1120	2.9059	2.6331	9.3912	5.4757	12.7333
	S	95.899	97.274	59.543	80.950	106.805	62.123	59.560	63.807	75.348	75.587	56.077	54.378	62.655	86.788	72.287
8	T	0.8471	3.0471	5.0985	7.5564	12.1512	10.8604	6.2599	5.6534	10.6197	3.2768	2.8970	2.5510	9.4031	5.5359	12.6549
	S	94.574	96.776	60.178	81.208	106.050	62.341	59.905	65.729	76.787	71.786	56.249	56.128	62.576	85.845	72.735
9	T	0.8345	3.0002	5.3020	7.5438	12.4425	17.5418	11.0753	10.1021	22.0961	5.2957	3.0131	2.4879	9.3457	5.4899	12.8458
	S	96.002	98.289	57.868	81.343	103.567	38.596	33.859	36.784	36.905	44.419	54.082	57.551	62.960	86.564	71.654
10	T	0.9905	3.3993	5.5938	7.9589	12.6766	11.4043	6.4236	5.7412	10.7198	3.0398					13.5527
	S	80.882	86.749	54.850	77.101	101.655	59.368	58.378	64.724	76.070	77.382					67.917
11	T	0.8421	2.9859	5.1836	7.7598	12.3913	10.9969	6.3198	5.6973	10.8326	3.1619	2.9453	2.5040	9.7399	5.5291	12.9434
	S	95.136	98.760	59.190	79.079	103.995	61.567	59.337	65.222	75.278	74.394	55.327	57.181	60.412	85.950	71.114
12	T	0.8388	2.9958	5.0967	7.5215	12.0686	10.9262	6.3287	5.7870	10.7656	3.2313	2.9453	2.5172	9.4173	5.5110	12.6182
	S	95.510	98.433	60.199	81.584	106.776	61.965	59.254	64.211	75.746	72.796	55.327	56.881	62.482	86.232	72.947

Event: **MX-5 Cup Toronto GP**
Track: **Streets of Toronto**
Report: **Section Data Report**
Session: **Qualifications**

Round 7 / 8
1.786 mile(s)

Battery Tender Global MX-5 Cup
July 14, 2017



Section Data for Car 20 - Palermo, Hernan

Lap	T/S	I5 to I6	I8 to I9	Lap	PI to PO	PO to I8	SF to PI
1	T	11.9387	5.4734	87.4354			
	S	62.535	55.932	73.535			
2	T	12.4604	5.4935	87.1361			
	S	59.917	55.727	73.788			
3	T	12.0837	5.5226	86.1731			
	S	61.785	55.433	74.613			
4	T	11.7686	5.4212	89.0228			
	S	63.439	56.470	72.224			
5	T	11.1363	5.5294	86.1375			
	S	67.041	55.365	74.643			
6	T	12.1483	5.5646	85.8735			
	S	61.456	55.015	74.873			
7	T	12.1199	5.5390	86.0243			
	S	61.600	55.269	74.742			
8	T	11.9133	5.4480	85.7575			
	S	62.669	56.192	74.974			
9	T	21.1774	5.5010	115.5706			101.3926
	S	35.254	55.651	55.634			51.496
10	T	12.1648		463.5805	382.0044	75.4175	
	S	61.373		13.869	1.815	73.373	
11	T	12.0171	5.4493	86.8895			
	S	62.127	56.179	73.997			
12	T	12.1157	5.4625	85.9510			70.3774
	S	61.622	56.043	74.805			74.191

Event: **MX-5 Cup Toronto GP**
Track: **Streets of Toronto**
Report: **Section Data Report**
Session: **Qualifications**

Round 7 / 8
1.786 mile(s)
Battery Tender Global MX-5 Cup
July 14, 2017



Section Data for Car 21 - Martin III, Tom

Lap	T/SF to I1	I1 to I2	I2 to I3A	I3A to I3	I3 to I4	I4 to I5	I5 to I6A	I6A to I6	I6 to I7	I7 to I8	I8 to I9A	I9A to I9	I9 to I10	I10 to SF	I2 to I3	
1	T	0.8442	3.0404	5.1379	7.4338	12.3174	11.8679	6.7793	4.8873	11.7711	3.1117	3.0631	2.5746	9.6463	5.5411	12.5717
	S	94.899	96.989	59.717	82.547	104.619	57.048	55.315	76.032	69.276	75.594	53.199	55.613	60.998	85.764	73.216
2	T	0.8398	3.0310	5.1425	7.3868	12.0638	10.7977	6.3378	4.7676	11.5622	3.1264	2.9434	2.6437	9.2786	5.5255	12.5293
	S	95.396	97.290	59.663	83.072	106.818	62.703	59.169	77.941	70.528	75.239	55.363	54.160	63.416	86.006	73.464
3	T	0.8357	3.0100	5.1948	7.4372	12.0112	10.8217	6.3191	4.7271	11.5064	3.1913	2.9857	2.4601	9.2153	5.4940	12.6320
	S	95.864	97.969	59.063	82.509	107.286	62.564	59.344	78.609	70.870	73.709	54.578	58.202	63.851	86.499	72.867
4	T	0.8309	3.1269	5.1437	7.5124	11.8880	11.9322	6.6604	5.7933	10.7120	3.1731	3.0149	2.5105	9.2272	5.4508	12.6561
	S	96.418	94.306	59.649	81.683	108.398	56.741	56.303	64.141	76.125	74.132	54.050	57.033	63.769	87.185	72.728
5	T	0.8498	3.3207	5.6734	7.6310	11.9933	11.2455	6.5547	6.1850	11.0659	3.2582	3.0542	2.5399	9.2865	5.5891	13.3044
	S	94.274	88.802	54.080	80.414	107.446	60.206	57.211	60.079	73.691	72.195	53.354	56.373	63.362	85.028	69.184
6	T	1.0061	3.5917	5.4479	7.7066	12.6156	11.2415	6.3731	5.6553	11.1504	3.1968					13.1545
	S	79.628	82.102	56.319	79.625	102.146	60.227	58.841	65.707	73.132	73.582					69.973
7	T	0.8474	3.0654	5.2112	7.6808	14.0463	17.0415	11.2402	10.1766	22.2908	5.2900	3.0622	2.5490	9.2776	5.5580	12.8920
	S	94.541	96.198	58.877	79.892	91.742	39.729	33.362	36.514	36.583	44.466	53.215	56.172	63.423	85.503	71.397
8	T	1.2315	3.9612	5.6004	7.7923	12.3664	11.3560	6.6655	5.7720	10.8435	3.1737					13.3927
	S	65.054	74.444	54.785	78.749	104.205	59.620	56.260	64.378	75.202	74.118					68.728
9	T	0.8725	3.1067	5.2966	7.7310	12.3417	11.1643	6.5047	5.7365	10.7711	3.2946	3.0632	2.6092	9.7394	5.8020	13.0276
	S	91.821	94.919	57.927	79.373	104.413	60.644	57.651	64.777	75.708	71.398	53.197	54.876	60.415	81.907	70.654
10	T	0.8526	3.0183	5.2026	7.5480	12.1994	11.5435	6.5182	4.8634	12.0059	3.3378	3.0712	2.6195	9.5986	5.6326	12.7506
	S	93.964	97.699	58.974	81.298	105.631	58.652	57.531	76.406	67.921	70.474	53.059	54.660	61.302	84.371	72.189

Event: **MX-5 Cup Toronto GP**
 Track: **Streets of Toronto**
 Report: **Section Data Report**
 Session: **Qualifications**

Round 7 / 8
 1.786 mile(s)

Battery Tender Global MX-5 Cup
 July 14, 2017



Section Data for Car 21 - Martin III, Tom

Lap	T/S15 to I6	I8 to I9	Lap	PI to PO	PO to I8	SF to PI
1	T 11.6666	5.6377	88.0161			
	S 63.994	54.302	73.050			
2	T 11.1054	5.5871	85.4468			
	S 67.228	54.793	75.247			
3	T 11.0462	5.4458	85.2096			
	S 67.588	56.215	75.456			
4	T 12.4537	5.5254	86.9763			
	S 59.949	55.405	73.924			
5	T 12.7397	5.5941	88.2472			71.7906
	S 58.603	54.725	72.859			72.730
6	T 12.0284		303.2028	223.2696	75.9201	
	S 62.069		21.206	3.106	72.888	
7	T 21.4168	5.6112	117.3370			103.2734
	S 34.860	54.558	54.796			50.559
8	T 12.4375		458.7589	375.0291	77.3466	
	S 60.027		14.015	1.849	71.543	
9	T 12.2412	5.6724	88.0335			
	S 60.990	53.969	73.036			
10	T 11.3816	5.6907	88.0116			71.0913
	S 65.596	53.796	73.054			73.446

Event: **MX-5 Cup Toronto GP**
Track: **Streets of Toronto**
Report: **Section Data Report**
Session: **Qualifications**

Round 7 / 8
1.786 mile(s)
Battery Tender Global MX-5 Cup
July 14, 2017



Section Data for Car 28 - Stout, Robert (R)

Lap	T/SF to I1	I1 to I2	I2 to I3A	I3A to I3	I3 to I4	I4 to I5	I5 to I6A	I6A to I6	I6 to I7	I7 to I8	I8 to I9A	I9A to I9	I9 to I10	I10 to SF	I2 to I3	
1	T	0.8413	3.0322	5.0833	7.5469	11.9112	11.3107	6.5384	4.7933	11.8826	3.3922	3.1453	2.6118	9.3343	5.5089	12.6302
	S	95.226	97.252	60.358	81.310	108.187	59.859	57.353	77.523	68.626	69.344	51.809	54.821	63.037	86.265	72.877
2	T	0.8334	3.1057	5.2456	7.4714	11.8927	11.3210	6.4159	4.8046	11.8555	3.2662	3.1762	2.6375	9.2619	5.5133	12.7170
	S	96.129	94.950	58.491	82.131	108.355	59.804	58.449	77.341	68.783	72.019	51.305	54.287	63.530	86.197	72.380
3	T	0.8220	2.9898	5.0948	7.4881	11.9503	11.4109	6.2412	4.6893	11.6276	3.3454	2.9948	2.4179	9.0785	5.3976	12.5829
	S	97.462	98.631	60.222	81.948	107.833	59.333	60.085	79.242	70.131	70.314	54.412	59.217	64.813	88.044	73.151
4	T	0.8288	3.0062	5.1580	7.6726	11.8580	11.1896	6.5005	5.9743	11.2138	3.1343	3.0690	2.4541	9.0864	5.4517	12.8306
	S	96.662	98.093	59.484	79.978	108.672	60.507	57.688	62.198	72.719	75.049	53.097	58.344	64.757	87.170	71.739
5	T	0.8400	3.0709	5.1627	7.5739	12.0560	11.0219	6.2444	4.7306	11.6324	3.0560	2.9186	2.3924	9.2555	5.4564	12.7366
	S	95.373	96.026	59.430	81.020	106.888	61.427	60.054	78.550	70.102	76.972	55.833	59.849	63.574	87.095	72.268
6	T	0.8349	3.0001	5.1852	7.5199	12.0629	12.4590	6.3210	4.7390	11.8334	3.0826	2.9710	2.4295	9.1998	5.4537	12.7051
	S	95.956	98.292	59.172	81.602	106.826	54.342	59.326	78.411	68.911	76.308	54.848	58.935	63.959	87.139	72.448
7	T	0.8234	2.9881	5.1052	7.5135	11.9323	11.2001	6.2620	4.7495	11.7646	3.0955	2.9481	2.4212	9.1339	5.4035	12.6187
	S	97.296	98.687	60.099	81.671	107.996	60.450	59.885	78.238	69.314	75.990	55.274	59.137	64.420	87.948	72.944
8	T	0.8273	2.9848	5.1977	7.6013	12.0048	11.1689	6.1733	5.6078	10.7155	3.1070	2.9643	2.3803	9.2663	5.4083	12.7990
	S	96.837	98.796	59.030	80.728	107.343	60.619	60.745	66.263	76.100	75.709	54.972	60.153	63.500	87.870	71.916
9	T	0.8236	3.1165	5.2815	7.5697	11.9965	11.0794	6.2411	5.6742	10.7436	3.1466	2.9173	2.3803	9.1477	5.3846	12.8512
	S	97.273	94.621	58.093	81.065	107.418	61.108	60.086	65.488	75.901	74.756	55.858	60.153	64.323	88.257	71.624
10	T	0.8567	3.2337	5.9672	8.6508	16.6900	15.6277	8.4413	7.5406	14.9633	4.0252	3.0005	2.4154	9.1018	5.5284	14.6180
	S	93.514	91.192	51.417	70.934	77.219	43.323	44.424	49.279	54.497	58.439	54.309	59.279	64.648	85.961	62.967
11	T	1.6461	5.9231	5.8863	7.7674	12.3772	11.3417	6.3616	4.9741	11.6820	3.0758					13.6537
	S	48.669	49.786	52.124	79.002	104.114	59.695	58.947	74.705	69.804	76.477					67.414
12	T	0.9709	3.4690	5.6450	8.2426	12.5941	12.6346	6.5823	5.7404	11.2984	3.1491	2.9074	2.4313	10.0966	7.1298	13.8876
	S	82.515	85.006	54.352	74.447	102.321	53.587	56.971	64.733	72.174	74.697	56.048	58.891	58.278	66.654	66.279
13	T	0.8270	3.0248	5.0921	7.5041	12.0740	11.2910	6.6686	6.1766	11.2394	3.2125	2.9202	2.4744	9.0841	5.4457	12.5962
	S	96.873	97.490	60.254	81.773	106.728	59.963	56.234	60.161	72.553	73.222	55.803	57.865	64.774	87.267	73.074

Event: **MX-5 Cup Toronto GP**
 Track: **Streets of Toronto**
 Report: **Section Data Report**
 Session: **Qualifications**

Round 7 / 8
 1.786 mile(s)

Battery Tender Global MX-5 Cup
 July 14, 2017



Section Data for Car 28 - Stout, Robert (R)

Lap	T/S	I5 to I6	I8 to I9	Lap	PI to PO	PO to I8	SF to PI
1	T	11.3317	5.7571	86.9324			
	S	65.885	53.175	73.961			
2	T	11.2205	5.8137	86.8009			
	S	66.538	52.658	74.073			
3	T	10.9305	5.4127	85.5482			
	S	68.303	56.559	75.158			
4	T	12.4748	5.5231	86.5973			
	S	59.848	55.428	74.247			
5	T	10.9750	5.3110	85.4117			
	S	68.027	57.642	75.278			
6	T	11.0600	5.4005	87.0920			
	S	67.504	56.687	73.825			
7	T	11.0115	5.3693	85.3409			
	S	67.801	57.016	75.340			
8	T	11.7811	5.3446	85.4076			
	S	63.372	57.280	75.281			
9	T	11.9153	5.2976	85.5026			
	S	62.658	57.788	75.198			
10	T	15.9819	5.4159	106.0426			91.3664
	S	46.715	56.525	60.632			57.148
11	T	11.3357		413.9223	326.8143	81.7381	
	S	65.862		15.533	2.122	67.700	
12	T	12.3227	5.3387	92.8915			
	S	60.587	57.343	69.216			
13	T	12.8452	5.3946	87.0345			70.9084
	S	58.122	56.749	73.874			73.635

Event: **MX-5 Cup Toronto GP**
Track: **Streets of Toronto**
Report: **Section Data Report**
Session: **Qualifications**

Round 7 / 8
1.786 mile(s)
Battery Tender Global MX-5 Cup
July 14, 2017



Section Data for Car 29 - Gallagher, Patrick

Lap	T/SF to I1	I1 to I2	I2 to I3A	I3A to I3	I3 to I4	I4 to I5	I5 to I6A	I6A to I6	I6 to I7	I7 to I8	I8 to I9A	I9A to I9	I9 to I10	I10 to SF	I2 to I3	
1	T	0.8437	2.9699	4.9947	7.5283	11.9986	11.3037	6.6900	5.7159	10.9310	3.4421	3.1852	2.5367	9.3292	5.5348	12.5230
	S	94.955	99.292	61.429	81.511	107.399	59.896	56.054	65.010	74.600	68.338	51.160	56.444	63.072	85.862	73.501
2	T	0.8444	3.0228	5.1103	7.4701	12.1030	10.8459	6.3477	5.7076	11.2578	3.1751	3.1585	2.5422	9.3579	5.6036	12.5804
	S	94.876	97.554	60.039	82.146	106.472	62.424	59.077	65.105	72.435	74.085	51.592	56.322	62.878	84.807	73.166
3	T	0.8357	2.9581	5.0228	7.5401	12.1126	10.8209	6.2222	5.5981	10.5111	3.0993	2.9634	2.4481	9.1546	5.4823	12.5629
	S	95.864	99.688	61.085	81.383	106.388	62.568	60.268	66.378	77.580	75.897	54.989	58.487	64.275	86.684	73.268
4	T	0.8313	2.9543	5.0251	7.5692	12.1426	10.8530	6.3118	4.6343	11.6791	3.0893	2.8883	2.4067	9.0938	5.4361	12.5943
	S	96.372	99.816	61.057	81.070	106.125	62.383	59.413	80.183	69.822	76.143	56.419	59.493	64.704	87.421	73.085
5	T	0.8413	3.1187	5.2352	7.5728	12.1812	10.7963	6.3678	4.9069	11.5103	3.1074	3.0569	2.5458	9.2299	5.4789	12.8080
	S	95.226	94.554	58.607	81.032	105.789	62.711	58.890	75.728	70.846	75.699	53.307	56.242	63.750	86.738	71.866
6	T	0.8429	2.9874	5.0724	7.9546	13.7086	11.8422	6.7095	4.7988	11.9098	3.1280	2.9643	2.4451	9.1805	5.5168	13.0270
	S	95.045	98.710	60.488	77.142	94.002	57.172	55.891	77.434	68.469	75.201	54.972	58.559	64.093	86.142	70.657
7	T	0.8300	3.0146	5.0959	7.4746	12.1383	10.9618	6.3772	5.6806	10.8315	3.1401	2.9285	2.4030	9.1107	5.4493	12.5705
	S	96.522	97.819	60.209	82.096	106.163	61.764	58.803	65.414	75.285	74.911	55.644	59.585	64.584	87.209	73.223
8	T	0.8433	2.9906	5.1604	7.6404	12.1579	10.8259	6.2011	5.5626	10.7356	3.1148	2.9374	2.4262	9.1276	5.4991	12.8008
	S	95.000	98.604	59.456	80.315	105.992	62.539	60.473	66.802	75.958	75.519	55.476	59.015	64.465	86.419	71.906
9	T	0.8427	3.0276	5.1948	7.6030	12.4326						2.9094	2.4028	9.3143	5.5632	12.7978
	S	95.068	97.399	59.063	80.710	103.650						56.010	59.590	63.173	85.423	71.923

Event: MX-5 Cup Toronto GP
Track: Streets of Toronto
Report: Section Data Report
Session: Qualifications

Round 7 / 8
1.786 mile(s)

Battery Tender Global MX-5 Cup
July 14, 2017



Section Data for Car 29 - Gallagher, Patrick

Lap	T/S	I5 to I6	I8 to I9	Lap
1	T	12.4059	5.7219	87.0038
	S	60.180	53.503	73.900
2	T	12.0553	5.7007	86.5469
	S	61.931	53.702	74.290
3	T	11.8203	5.4115	84.7693
	S	63.162	56.571	75.848
4	T	10.9461	5.2950	84.9149
	S	68.206	57.816	75.718
5	T	11.2747	5.6027	85.9494
	S	66.218	54.641	74.807
6	T	11.5083	5.4094	89.0609
	S	64.874	56.593	72.193
7	T	12.0578	5.3315	85.4361
	S	61.918	57.420	75.256
8	T	11.7637	5.3636	85.2229
	S	63.466	57.077	75.445
9	T		5.3122	
	S		57.629	

Event: **MX-5 Cup Toronto GP**
Track: **Streets of Toronto**
Report: **Section Data Report**
Session: **Qualifications**

Round 7 / 8
1.786 mile(s)
Battery Tender Global MX-5 Cup
July 14, 2017



Section Data for Car 32 - Jensen, Keith

Lap	T/SF to I1	I1 to I2	I2 to I3A	I3A to I3	I3 to I4	I4 to I5	I5 to I6A	I6A to I6	I6 to I7	I7 to I8	I8 to I9A	I9A to I9	I9 to I10	I10 to SF	I2 to I3	
1	T	0.8553	2.9921	5.2402	7.6990	12.4921	11.1840	6.3244	6.3326	13.1241	3.6291	2.9947	2.7529	9.7040	5.5794	12.9392
	S	93.667	98.555	58.551	79.703	103.156	60.537	59.294	58.679	62.134	64.817	54.414	52.011	60.636	85.175	71.137
2	T	0.8455	2.9605	5.2277	7.5919	12.2766	11.2308	6.4020	4.9067	11.6229	3.1466	3.0685	2.7420	9.3864	5.5612	12.8196
	S	94.753	99.607	58.691	80.828	104.967	60.285	58.575	75.731	70.159	74.756	53.106	52.218	62.687	85.454	71.801
3	T	0.8482	2.9715	5.1401	7.5768	12.2322	11.0452	6.3496	5.7412	10.6903	3.0488	2.9428	2.6705	9.3824	5.5935	12.7169
	S	94.451	99.238	59.691	80.989	105.348	61.298	59.059	64.724	76.280	77.154	55.374	53.616	62.714	84.961	72.380
4	T	0.8474	2.9608	5.3045	7.7179	12.2596	11.1048	6.2870	5.7561	11.0000	3.2332	2.9304	2.6428	9.2069	5.5919	13.0224
	S	94.541	99.597	57.841	79.508	105.112	60.969	59.647	64.556	74.132	72.754	55.608	54.178	63.910	84.985	70.682
5	T	0.8504	2.9668	5.0590	7.5900	12.2577	11.0857	6.2109	4.8166	11.6664	3.2601	2.9750	2.6121	9.1626	5.5544	12.6490
	S	94.207	99.395	60.648	80.848	105.129	61.074	60.378	77.148	69.898	72.153	54.775	54.815	64.219	85.559	72.769
6	T	0.8520	2.9662	5.2456	7.7835	14.7825	11.6884	6.3455	5.6634	10.8404	3.1349	2.9289	2.7144	9.2605	5.5567	13.0291
	S	94.030	99.416	58.491	78.838	87.173	57.925	59.097	65.613	75.224	75.035	55.637	52.749	63.540	85.523	70.646
7	T	0.8472	2.9532	5.2264	7.7218	12.4485	11.6302	6.2813	4.7320	11.8417	3.1156	2.9481	2.6166	9.1786	5.5344	12.9482
	S	94.563	99.853	58.705	79.468	103.517	58.214	59.701	78.527	68.863	75.500	55.274	54.721	64.107	85.868	71.087
8	T	0.8425	2.9757	5.1177	7.5353	12.0401	11.1399	6.2162	4.7718	11.5448	3.2568	2.9468	2.5159	9.1832	5.5377	12.6530
	S	95.090	99.098	59.952	81.435	107.029	60.777	60.326	77.872	70.634	72.227	55.299	56.911	64.075	85.817	72.746
9	T	0.8558	3.0016	5.1547	7.6090	12.1329	12.1516	6.3749	4.7862	11.7368	3.2773	2.9376	2.5273	9.3668	5.6787	12.7637
	S	93.613	98.243	59.522	80.646	106.210	55.717	58.824	77.638	69.478	71.775	55.472	56.654	62.819	83.686	72.115
10	T	0.8656	4.0851	6.2549	8.3557	14.8122	16.1310	7.6300	7.3217	16.3504	4.3718	3.0005	2.6097	9.2969	5.6236	14.6106
	S	92.553	72.186	49.052	73.439	86.998	41.972	49.148	50.752	49.874	53.806	54.309	54.865	63.291	84.506	62.999
11	T	1.6513	6.0976	6.1960	7.9480	12.2170	11.5505	6.4099	4.8173	11.7310	3.2335					14.1440
	S	48.515	48.361	49.519	77.206	105.479	58.616	58.503	77.137	69.513	72.747					65.077
12	T	0.8965	3.2774	5.6202	8.4178	12.9772	12.9959	6.6783	5.8230	11.3001	3.1521	2.9983	2.5938	9.4736	6.0107	14.0380
	S	89.363	89.976	54.592	72.897	99.300	52.097	56.152	63.814	72.163	74.626	54.349	55.202	62.110	79.064	65.569
13	T	0.8415	2.9593	5.0063	7.6044	12.2084	10.9614	6.2917	6.1052	11.2723	3.3416	2.9315	2.5413	9.2518	5.5448	12.6107
	S	95.203	99.647	61.286	80.695	105.553	61.766	59.602	60.865	72.341	70.394	55.587	56.342	63.599	85.707	72.990

Event: **MX-5 Cup Toronto GP**
Track: **Streets of Toronto**
Report: **Section Data Report**
Session: **Qualifications**

Round 7 / 8
1.786 mile(s)

Battery Tender Global MX-5 Cup
July 14, 2017



Section Data for Car 32 - Jensen, Keith

Lap	T/S	I5 to I6	I8 to I9	Lap	PI to PO	PO to I8	SF to PI
1	T	12.6570	5.7476	90.9039			
	S	58.986	53.263	70.730			
2	T	11.3087	5.8105	86.9693			
	S	66.019	52.687	73.930			
3	T	12.0908	5.6133	86.2331			
	S	61.749	54.538	74.561			
4	T	12.0431	5.5732	86.8433			
	S	61.993	54.930	74.037			
5	T	11.0275	5.5871	86.0677			
	S	67.703	54.793	74.704			
6	T	12.0089	5.6433	89.7629			
	S	62.170	54.248	71.629			
7	T	11.0133	5.5647	87.0756			
	S	67.790	55.014	73.839			
8	T	10.9880	5.4627	85.6244			
	S	67.946	56.041	75.091			
9	T	11.1611	5.4649	87.5912			
	S	66.892	56.019	73.405			
10	T	14.9517	5.6102	106.7091			91.0213
	S	49.934	54.568	60.254			57.364
11	T	11.2272		411.7310	324.5810	82.3071	
	S	66.498		15.616	2.136	67.232	
12	T	12.5013	5.5921	92.2149			
	S	59.721	54.744	69.724			
13	T	12.3969	5.4728	86.8615			70.5157
	S	60.224	55.938	74.021			74.045

Event: **MX-5 Cup Toronto GP**
Track: **Streets of Toronto**
Report: **Section Data Report**
Session: **Qualifications**

Round 7 / 8
1.786 mile(s)
Battery Tender Global MX-5 Cup
July 14, 2017



Section Data for Car 33 - Bachoura, Alex

Lap	T/SF to I1	I1 to I2	I2 to I3A	I3A to I3	I3 to I4	I4 to I5	I5 to I6A	I6A to I6	I6 to I7	I7 to I8	I8 to I9A	I9A to I9	I9 to I10	I10 to SF	I2 to I3	
1	T	0.8591	3.0690	5.2121	7.6729	12.3200	11.2567	6.5915	5.0599	11.5333	3.4940	3.0826	2.6603	9.8142	5.6706	12.8850
	S	93.253	96.085	58.867	79.975	104.597	60.146	56.891	73.438	70.704	67.323	52.863	53.822	59.955	83.805	71.436
2	T	0.8451	2.9838	5.1143	7.5246	12.1943	11.0698	6.4598	5.7330	10.6626	3.2245	3.0335	2.5454	9.4088	5.5278	12.6389
	S	94.798	98.829	59.992	81.551	105.675	61.161	58.051	64.816	76.478	72.950	53.718	56.251	62.538	85.970	72.827
3	T	0.8400	3.0475	5.1086	7.6906	12.1475	11.1496	6.4458	4.9966	11.3794	3.1833	2.9640	2.4811	9.4044	5.5082	12.7992
	S	95.373	96.763	60.059	79.790	106.082	60.724	58.177	74.369	71.661	73.894	54.978	57.709	62.567	86.276	71.915
4	T	0.8400	2.9871	5.0558	7.5290	12.1111	11.2586	6.4753	5.7665	10.6016	3.4188	2.9240	2.4830	9.4023	5.5111	12.5848
	S	95.373	98.720	60.686	81.503	106.401	60.136	57.912	64.440	76.918	68.804	55.730	57.665	62.581	86.231	73.140
5	T	0.8481	3.0497	5.1884	7.6320	12.2750	11.1310	6.4552	4.8785	11.4331	3.3887	3.0012	2.4418	9.4031	5.5243	12.8204
	S	94.462	96.694	59.135	80.403	104.981	60.825	58.093	76.169	71.324	69.415	54.296	58.638	62.576	86.025	71.796
6	T	0.8451	3.0414	5.1183	7.5983	12.2049	11.0590	6.3947	5.8298	10.7551	3.2393	3.0226	2.4660	9.3591	5.5135	12.7166
	S	94.798	96.957	59.945	80.760	105.584	61.221	58.642	63.740	75.820	72.617	53.912	58.062	62.870	86.193	72.382
7	T	0.8486	3.0454	5.2533	7.7431	12.5353	11.1395	6.5048	5.7611	10.7818	3.0826	3.0255	2.4662	9.4230	5.5469	12.9964
	S	94.407	96.830	58.405	79.249	102.801	60.779	57.650	64.500	75.633	76.308	53.860	58.058	62.444	85.674	70.824
8	T	0.8366	3.0555	5.1912	7.5416	11.9164	11.3338	6.4767	4.8455	11.4134	3.3585	2.9078	2.4809	9.3261	5.5018	12.7328
	S	95.761	96.510	59.104	81.367	108.140	59.737	57.900	76.688	71.447	70.039	56.040	57.714	63.093	86.377	72.290
9	T	1.4576	4.2974	5.4339	7.7205	12.5521	11.7235	6.5836	4.8514	11.4872	3.1884					13.1544
	S	54.963	68.620	56.464	79.481	102.663	57.751	56.960	76.595	70.988	73.776					69.973
10	T	0.8831	3.1031	5.3690	7.6622	12.2356	11.4729	7.1583	6.1248	11.1750	3.2941	2.9735	2.4599	9.6351	5.8050	13.0312
	S	90.719	95.030	57.146	80.086	105.319	59.013	52.387	60.670	72.971	71.409	54.802	58.206	61.069	81.865	70.635
11	T	0.8489	2.9929	5.3684	7.6230	12.2073	11.1128	6.5163	5.8759	10.6175	3.5211	2.9719	2.5013	9.4536	5.5928	12.9914
	S	94.373	98.529	57.153	80.498	105.563	60.925	57.548	63.240	76.803	66.805	54.832	57.243	62.242	84.971	70.851

Event: **MX-5 Cup Toronto GP**
Track: **Streets of Toronto**
Report: **Section Data Report**
Session: **Qualifications**

Round 7 / 8
1.786 mile(s)

Battery Tender Global MX-5 Cup
July 14, 2017



Section Data for Car 33 - Bachoura, Alex

Lap	T/S	I5 to I6	I8 to I9	Lap	PI to PO	PO to I8	SF to PI
1	T	11.6514	5.7429	88.2962			
	S	64.077	53.307	72.819			
2	T	12.1928	5.5789	86.3273			
	S	61.232	54.874	74.479			
3	T	11.4424	5.4451	86.3466			
	S	65.248	56.222	74.463			
4	T	12.2418	5.4070	86.3642			
	S	60.987	56.619	74.448			
5	T	11.3337	5.4430	86.6501			
	S	65.874	56.244	74.202			
6	T	12.2245	5.4886	86.4471			
	S	61.073	55.777	74.376			
7	T	12.2659	5.4917	87.1571			
	S	60.867	55.745	73.770			
8	T	11.3222	5.3887	86.1858			69.4423
	S	65.940	56.811	74.602			75.190
9	T	11.4350		567.7151	484.7291	79.5129	
	S	65.290		11.325	1.431	69.594	
10	T	13.2831	5.4334	89.3516			
	S	56.206	56.343	71.958			
11	T	12.3922	5.4732	87.2037			71.6595
	S	60.247	55.934	73.731			72.864

Event: **MX-5 Cup Toronto GP**
Track: **Streets of Toronto**
Report: **Section Data Report**
Session: **Qualifications**

Round 7 / 8
1.786 mile(s)
Battery Tender Global MX-5 Cup
July 14, 2017



Section Data for Car 4 - Ortiz, Bryan (R)

Lap	T/SF to I1	I1 to I2	I2 to I3A	I3A to I3	I3 to I4	I4 to I5	I5 to I6A	I6A to I6	I6 to I7	I7 to I8	I8 to I9A	I9A to I9	I9 to I10	I10 to SF	I2 to I3	
1	T	0.8733	3.0563	5.0039	7.6184	12.1529	10.9275	6.4532	5.6568	10.6602	3.1710	2.9994	2.5009	9.7022	5.8551	12.6223
	S	91.737	96.485	61.316	80.547	106.035	61.958	58.111	65.689	76.495	74.181	54.329	57.252	60.647	81.165	72.923
2	T	0.8367	2.9921	5.0195	7.5901	11.9834	10.9244	6.3221	4.9275	11.4363	3.2821	2.9151	2.5099	9.2501	5.5021	12.6096
	S	95.750	98.555	61.125	80.847	107.535	61.976	59.316	75.412	71.304	71.670	55.900	57.047	63.611	86.372	72.996
3	T	0.8198	3.0276	5.0077	7.5387	11.8176	11.5428	6.2287	4.7126	11.2149	3.2126	3.0000	2.4839	9.0808	5.3860	12.5464
	S	97.723	97.399	61.269	81.398	109.044	58.655	60.205	78.851	72.712	73.220	54.318	57.644	64.797	88.234	73.364
4	T	0.8332	3.0015	5.2135	7.7809	11.9246	10.8888	6.5079	5.7588	10.9707	3.1597	2.9650	2.4244	9.1005	5.4527	12.9944
	S	96.152	98.246	58.851	78.864	108.065	62.178	57.622	64.526	74.330	74.446	54.959	59.059	64.657	87.154	70.835
5	T	0.8406	3.0205	5.0346	7.5384	11.9885	10.9468	6.2363	5.5728	10.6900	3.0271	2.9126	2.4424	9.1421	5.4885	12.5730
	S	95.305	97.628	60.942	81.401	107.489	61.849	60.132	66.679	76.282	77.707	55.948	58.623	64.363	86.586	73.209
6	T	0.8415	3.0372	5.1068	7.5583	12.1647	10.9066	6.2869	5.6412	10.5548	3.0424	2.8650	2.4369	9.1735	5.5092	12.6651
	S	95.203	97.092	60.080	81.187	105.932	62.077	59.648	65.871	77.259	77.316	56.878	58.756	64.142	86.261	72.676
7	T	0.8432	3.4620	5.6244	8.9415	18.8073	12.6976	6.7844	5.8132	10.8866	3.1359	2.9142	2.4462	9.1498	5.4900	14.5659
	S	95.011	85.178	54.551	68.628	68.518	53.321	55.274	63.922	74.904	75.011	55.917	58.532	64.308	86.562	63.192
8	T	0.8342	3.0118	5.1445	7.6029	12.1838	10.9391	6.2718	5.6940	11.1283	3.2123	2.9991	2.5420	9.1979	5.4483	12.7474
	S	96.036	97.910	59.640	80.711	105.766	61.892	59.791	65.260	73.278	73.227	54.334	56.326	63.972	87.225	72.207
9	T	0.9106	4.0599	6.3856	9.9993	16.7259	14.8304	7.8205	6.6035	14.4986	3.9762	2.9431	2.4651	9.1648	5.6500	16.3849
	S	87.979	72.634	48.048	61.368	77.044	45.653	47.951	56.272	56.244	59.159	55.368	58.084	64.203	84.111	56.177

Event: MX-5 Cup Toronto GP
Track: Streets of Toronto
Report: Section Data Report
Session: Qualifications

Round 7 / 8
1.786 mile(s)

Battery Tender Global MX-5 Cup
July 14, 2017



Section Data for Car 4 - Ortiz, Bryan (R)

Lap	T/S	I5 to I6	I8 to I9	Lap	SF to PI
1	T	12.1100	5.5003	86.6311	
	S	61.651	55.658	74.218	
2	T	11.2496	5.4250	85.4914	
	S	66.366	56.431	75.208	
3	T	10.9413	5.4839	85.0737	
	S	68.236	55.825	75.577	
4	T	12.2667	5.3894	85.9822	
	S	60.863	56.803	74.778	
5	T	11.8091	5.3550	84.8812	
	S	63.222	57.168	75.748	
6	T	11.9281	5.3019	85.1250	
	S	62.591	57.741	75.531	
7	T	12.5976	5.3604	96.9963	
	S	59.265	57.111	66.287	
8	T	11.9658	5.5411	86.2100	
	S	62.394	55.248	74.581	
9	T	14.4240	5.4082	106.0335	90.4775
	S	51.760	56.606	60.637	57.709

Event: **MX-5 Cup Toronto GP**
Track: **Streets of Toronto**
Report: **Section Data Report**
Session: **Qualifications**

Round 7 / 8
1.786 mile(s)
Battery Tender Global MX-5 Cup
July 14, 2017



Section Data for Car 41 - Evancich, Nick

Lap	T/SF to I1	I1 to I2	I2 to I3A	I3A to I3	I3 to I4	I4 to I5	I5 to I6A	I6A to I6	I6 to I7	I7 to I8	I8 to I9A	I9A to I9	I9 to I10	I10 to SF	I2 to I3	
1	T	0.8544	3.0768	5.7275	7.6874	12.3727	12.0200	6.5343	5.8644	10.6902	3.4574	3.2695	2.7296	9.9678	5.7200	13.4149
	S	93.766	95.842	53.569	79.824	104.152	56.327	57.389	63.364	76.281	68.036	49.841	52.455	59.031	83.082	68.614
2	T	0.8584	3.0642	5.2247	7.5933	12.1609	11.4096	6.5826	5.8665	10.8081	3.2722	3.1496	2.6111	9.4907	5.6924	12.8180
	S	93.329	96.236	58.725	80.813	105.966	59.340	56.968	63.341	75.448	71.887	51.738	54.836	61.998	83.485	71.810
3	T	0.8676	3.0932	6.2691	7.8417	12.1579	11.2819	6.5478	5.8416	10.7897	3.2008	3.0951	2.5777	9.3907	5.7362	14.1108
	S	92.339	95.334	48.941	78.253	105.992	60.012	57.271	63.611	75.577	73.490	52.649	55.546	62.659	82.847	65.231
4	T	0.8388	3.0148	5.3116	7.5601	12.2052	11.5993	6.4771	5.7446	10.6654	3.3261	3.0251	2.5649	9.3292	5.5350	12.8717
	S	95.510	97.813	57.764	81.168	105.581	58.370	57.896	64.685	76.458	70.722	53.867	55.824	63.072	85.859	71.510
5	T	1.0275	3.4938	5.5877	7.7165	12.6052	11.8893	6.7107	6.0902	11.2681	3.5296					13.3042
	S	77.969	84.403	54.910	79.523	102.231	56.946	55.881	61.015	72.368	66.644					69.185
6	T	1.1634	3.9550	5.5762	7.5491	12.0442	11.5848	6.6445	5.8479	10.6747	3.2460	3.1600	2.8187	10.9828	7.0312	13.1253
	S	68.862	74.560	55.023	81.286	106.992	58.443	56.438	63.543	76.391	72.467	51.568	50.797	53.576	67.588	70.128
7	T	0.9400	4.1679	6.0037	7.9715	14.8753	15.1934	8.3886	7.5950	15.1797	3.8321	3.0369	2.6050	9.5143	5.7692	13.9752
	S	85.227	70.752	51.105	76.979	86.629	44.562	44.704	48.926	53.720	61.383	53.658	54.964	61.845	82.373	65.863
8	T	1.0017	3.7979	5.9018	7.7929	12.2766	11.7414	6.6163	5.8738	10.7445	3.3042					13.6947
	S	79.978	77.645	51.987	78.743	104.967	57.663	56.678	63.262	75.895	71.190					67.212
9	T	0.8777	3.1440	5.2703	7.9821	13.1512	13.3441	6.7442	5.8622	11.0226	3.2183	3.0769	2.7399	9.9528	5.8765	13.2524
	S	91.277	93.793	58.216	76.877	97.986	50.737	55.603	63.388	73.980	73.091	52.961	52.258	59.120	80.869	69.456
10	T	0.8398	3.1324	5.2502	7.5124	11.9943	11.2040	6.4992	5.8138	10.9325	3.1770	3.0105	2.6320	9.3795	5.5626	12.7626
	S	95.396	94.141	58.439	81.683	107.437	60.429	57.699	63.915	74.590	74.041	54.129	54.400	62.734	85.433	72.121

Event: **MX-5 Cup Toronto GP**
 Track: **Streets of Toronto**
 Report: **Section Data Report**
 Session: **Qualifications**

Round 7 / 8
 1.786 mile(s)

Battery Tender Global MX-5 Cup
 July 14, 2017



Section Data for Car 41 - Evancich, Nick

Lap	T/S	I5 to I6	I8 to I9	Lap	PI to PO	PO to I8	SF to PI
1	T	12.3987	5.9991	89.9720			
	S	60.215	51.030	71.462			
2	T	12.4491	5.7607	87.7843			
	S	59.971	53.142	73.243			
3	T	12.3894	5.6728	88.6910			
	S	60.260	53.966	72.494			
4	T	12.2217	5.5900	87.1972			70.8634
	S	61.087	54.765	73.736			73.682
5	T	12.8009		327.4919	244.9573	78.4142	
	S	58.323		19.633	2.831	70.569	
6	T	12.4924	5.9787	92.2785			
	S	59.764	51.205	69.676			
7	T	15.9836	5.6419	105.0726			89.8803
	S	46.710	54.261	61.192			58.092
8	T	12.4901		415.5704	333.1180	76.7193	
	S	59.775		15.472	2.082	72.128	
9	T	12.6064	5.8168	92.2628			
	S	59.223	52.630	69.688			
10	T	12.3130	5.6425	86.9402			70.9648
	S	60.634	54.255	73.954			73.577

Event: **MX-5 Cup Toronto GP**
Track: **Streets of Toronto**
Report: **Section Data Report**
Session: **Qualifications**

Round 7 / 8
1.786 mile(s)
Battery Tender Global MX-5 Cup
July 14, 2017



Section Data for Car 48 - Lee, Zach

Lap	T/SF to I1	I1 to I2	I2 to I3A	I3A to I3	I3 to I4	I4 to I5	I5 to I6A	I6A to I6	I6 to I7	I7 to I8	I8 to I9A	I9A to I9	I9 to I10	I10 to SF	I2 to I3	
1	T	0.8469	3.0608	5.1007	7.4689	12.6851	11.5021	6.5460	6.0648	11.8366	3.4857	3.0390	2.6547	9.5743	5.5721	12.5696
	S	94.596	96.343	60.152	82.159	101.587	58.863	57.287	61.270	68.893	67.484	53.621	53.935	61.457	85.287	73.229
2	T	0.8470	3.0460	5.0936	7.5142	12.3089	11.0768	6.3829	5.7872	10.8066	3.1040	3.0742	2.6933	9.4691	5.5723	12.6078
	S	94.585	96.811	60.236	81.664	104.691	61.123	58.751	64.209	75.459	75.782	53.007	53.162	62.140	85.284	73.007
3	T	0.8424	3.0348	5.0620	7.6154	12.3021	10.9774	6.3523	5.7951	10.6523	3.2871	2.9358	2.6735	9.3236	5.5001	12.6774
	S	95.102	97.168	60.612	80.578	104.749	61.676	59.034	64.122	76.552	71.561	55.506	53.556	63.110	86.403	72.606
4	T	0.8418	2.9968	5.0509	7.6446	12.2866	10.9123	6.2924	5.8242	10.7238	3.1849	3.0191	2.5506	9.2387	5.5169	12.6955
	S	95.169	98.400	60.745	80.271	104.881	62.044	59.596	63.801	76.042	73.857	53.975	56.137	63.690	86.140	72.502
5	T	0.8410	3.0591	5.1935	7.5462	12.2609	11.1220	6.4257	6.0485	11.1451	3.1882	2.9578	2.5598	9.2968	5.4714	12.7397
	S	95.260	96.396	59.077	81.317	105.101	60.874	58.359	61.435	73.167	73.781	55.093	55.935	63.292	86.857	72.251
6	T	0.9612	3.3357	5.2689	7.5707	12.0950	11.0124	6.3298	5.7854	10.6072	3.1649					12.8396
	S	83.348	88.403	58.232	81.054	106.543	61.480	59.244	64.229	76.877	74.324					71.689
7	T	0.8518	3.0842	5.1348	7.5556	12.1255	11.0696	6.3415	4.9392	12.4181	3.5346	2.9792	2.6734	9.3484	5.5964	12.6904
	S	94.052	95.612	59.753	81.216	106.275	61.163	59.134	75.233	65.667	66.550	54.697	53.558	62.942	84.917	72.532
8	T	1.4712	4.7613	5.9044	8.0558	13.2635	11.3960	6.4736	5.6616	13.3563	4.0655					13.9602
	S	54.455	61.934	51.964	76.173	97.157	59.411	57.928	65.634	61.054	57.859					65.934
9	T	0.8368	3.0737	5.1174	7.4695	13.3648	16.7736	11.5649	9.9671	22.2235	5.0198	3.2285	2.6340	9.2485	5.4807	12.5869
	S	95.738	95.939	59.956	82.152	96.420	40.364	32.426	37.282	36.693	46.860	50.474	54.359	63.622	86.709	73.128
10	T	1.1341	4.0099	5.6807	7.8580	12.1906	11.2620	6.5672	5.7281	10.6548	3.1464					13.5387
	S	70.641	73.540	54.011	78.091	105.707	60.118	57.102	64.872	76.534	74.761					67.987
11	T	0.9427	3.4929	5.4771	8.4274	13.0658	13.3697	6.6427	5.6673	11.1701	3.1643	2.9609	2.5579	9.8537	6.6806	13.9045
	S	84.983	84.425	56.018	72.814	98.627	50.640	56.453	65.568	73.003	74.338	55.035	55.976	59.715	71.135	66.198
12	T	0.8377	3.0938	5.0994	7.5623	11.9819	11.0423	6.4668	5.9043	11.2791	3.1914	3.0203	2.6314	9.3081	5.5107	12.6617
	S	95.635	95.315	60.168	81.144	107.549	61.314	57.988	62.936	72.298	73.707	53.953	54.413	63.215	86.237	72.696

Event: **MX-5 Cup Toronto GP**
 Track: **Streets of Toronto**
 Report: **Section Data Report**
 Session: **Qualifications**

Round 7 / 8
 1.786 mile(s)
Battery Tender Global MX-5 Cup
 July 14, 2017



Section Data for Car 48 - Lee, Zach

Lap	T/S	I5 to I6	I8 to I9	Lap	PI to PO	PO to I8	SF to PI
1	T	12.6108	5.6937	89.4377			
	S	59.203	53.768	71.889			
2	T	12.1701	5.7675	86.7761			
	S	61.346	53.080	74.094			
3	T	12.1474	5.6093	86.3539			
	S	61.461	54.577	74.456			
4	T	12.1166	5.5697	86.0836			
	S	61.617	54.965	74.690			
5	T	12.4742	5.5176	87.1160			70.7372
	S	59.851	55.484	73.805			73.814
6	T	12.1152		99.0827	21.8425	73.3332	
	S	61.624		64.891	31.746	75.459	
7	T	11.2807	5.6526	87.6523			71.8604
	S	66.183	54.159	73.353			72.660
8	T	12.1352		122.7043	32.3936	85.5052	
	S	61.523		52.399	21.406	64.717	
9	T	21.5320	5.8625	116.0028			102.0996
	S	34.674	52.219	55.426			51.140
10	T	12.2953		442.6216	359.7951	76.1380	
	S	60.722		14.526	1.927	72.679	
11	T	12.3100	5.5188	93.4731			
	S	60.649	55.472	68.786			
12	T	12.3711	5.6517	86.9295			70.7726
	S	60.350	54.167	73.963			73.777

Event: **MX-5 Cup Toronto GP**
Track: **Streets of Toronto**
Report: **Section Data Report**
Session: **Qualifications**

Round 7 / 8
1.786 mile(s)

Battery Tender Global MX-5 Cup
July 14, 2017



Section Data for Car 51 - Cresci, Matt (R)

Lap	T/SF to I1	I1 to I2	I2 to I3A	I3A to I3	I3 to I4	I4 to I5	I5 to I6A	I6A to I6	I6 to I7	I7 to I8	I8 to I9A	I9A to I9	I9 to I10	I10 to SF	I2 to I3	
1	T	0.8522	3.0361	5.0989	7.6494	12.4206	10.9211	6.5304	5.7328	10.7933	3.0619	2.9895	2.5599	9.2651	5.5645	12.7483
	S	94.008	97.127	60.173	80.220	103.750	61.994	57.424	64.818	75.552	76.824	54.509	55.933	63.508	85.403	72.202
2	T	0.8483	2.9653	4.9673	7.5801	12.3917	10.9664	6.3603	5.6094	10.5863	3.0086	2.8841	2.4875	9.2547	5.5128	12.5474
	S	94.440	99.446	61.768	80.954	103.992	61.738	58.959	66.244	77.029	78.185	56.501	57.561	63.579	86.204	73.358
3	T	0.8467	2.9675	5.0136	7.6184	12.3615	10.8943	6.3661	5.6293	10.5751	3.1687	2.8817	2.4001	9.1779	5.5092	12.6320
	S	94.619	99.372	61.197	80.547	104.246	62.147	58.906	66.010	77.111	74.235	56.548	59.657	64.112	86.261	72.867
4	T	0.8452	2.9628	5.0745	7.6117	12.3663	10.8694	6.3391	5.6221	10.6429	3.0237	2.9016	2.4194	9.1546	5.4948	12.6862
	S	94.787	99.530	60.463	80.618	104.205	62.289	59.157	66.095	76.620	77.795	56.160	59.181	64.275	86.487	72.556
5	T	0.8996	3.0978	5.3562	7.9519	12.9898	12.1637	7.2366	6.0881	11.0779	3.0828	2.8759	2.4051	9.3514	5.8344	13.3081
	S	89.055	95.192	57.283	77.169	99.204	55.661	51.820	61.036	73.611	76.303	56.662	59.533	62.922	81.453	69.165
6	T	0.8543	2.9854	5.0594	7.6244	12.3158	10.7796	6.3084	5.6030	11.0806	3.1688	2.8738	2.4208	9.2364	5.5809	12.6838
	S	93.777	98.776	60.643	80.483	104.633	62.808	59.445	66.320	73.593	74.232	56.704	59.146	63.705	85.152	72.569
7	T	1.4295	5.6065	5.6935	7.7169	12.2294	10.9122	6.4768	5.6730	10.5888	3.1193					13.4104
	S	56.043	52.597	53.889	79.519	105.372	62.045	57.899	65.502	77.011	75.410					68.637
8	T	0.8408	2.9638	5.1311	7.5747	12.0917	13.4164	6.8046	5.0054	13.1570	3.1405	2.9240	2.3820	9.1180	5.5195	12.7058
	S	95.283	99.496	59.796	81.011	106.572	50.464	55.110	74.238	61.979	74.901	55.730	60.110	64.533	86.100	72.444
9	T	1.1977	4.6418	6.6959	10.4496	17.0478	16.5247	8.0195	6.9219	14.5779	4.0029	2.8484	2.3995	10.3596	6.8537	17.1455
	S	66.890	63.528	45.822	58.723	75.590	40.972	46.761	53.683	55.938	58.764	57.209	59.672	56.798	69.339	53.685
10	T	1.1469	3.9584	5.6815	7.8378	15.4784	11.9320	6.4082	5.7170	10.7518	3.0754					13.5193
	S	69.852	74.496	54.003	78.292	83.254	56.742	58.519	64.998	75.844	76.487					68.084
11	T	0.8484	2.9864	5.1146	7.5106	12.0330	11.3560	6.4339	4.7909	12.7378	3.2259	2.9475	2.4715	9.3177	5.5502	12.6252
	S	94.429	98.743	59.989	81.703	107.092	59.620	58.285	77.562	64.018	72.918	55.286	57.933	63.150	85.623	72.906
12	T	0.8388	2.9832	5.1356	7.4356	11.8893	11.0944	6.2780	5.7131	10.5961	3.1220	2.9019	2.4515	9.2123	5.5070	12.5712
	S	95.510	98.849	59.743	82.527	108.386	61.026	59.732	65.042	76.958	75.345	56.154	58.406	63.872	86.295	73.219

Event: **MX-5 Cup Toronto GP**
Track: **Streets of Toronto**
Report: **Section Data Report**
Session: **Qualifications**

Round 7 / 8
1.786 mile(s)

Battery Tender Global MX-5 Cup
July 14, 2017



Section Data for Car 51 - Cresci, Matt (R)

Lap	T/S	I5 to I6	I8 to I9	Lap	PI to PO	PO to I8	SF to PI
1	T	12.2632	5.5494	86.4757			
	S	60.881	55.166	74.352			
2	T	11.9697	5.3716	85.4228			
	S	62.373	56.992	75.268			
3	T	11.9954	5.2818	85.4101			
	S	62.240	57.961	75.279			
4	T	11.9612	5.3210	85.3281			
	S	62.418	57.534	75.351			
5	T	13.3247	5.2810	90.4112			
	S	56.031	57.969	71.115			
6	T	11.9114	5.2946	85.8916			69.6732
	S	62.679	57.820	74.857			74.941
7	T	12.1498		134.7833	51.4033	79.4865	
	S	61.449		47.703	13.490	69.617	
8	T	11.8100	5.3060	90.0695			
	S	63.217	57.696	71.385			
9	T	14.9414	5.2479	112.5409			95.3350
	S	49.968	58.335	57.131			54.769
10	T	12.1252		415.8321	329.2073	81.3695	
	S	61.573		15.462	2.106	68.006	
11	T	11.2248	5.4190	87.3244			
	S	66.513	56.493	73.629			
12	T	11.9911	5.3534	85.1588			68.9135
	S	62.262	57.185	75.501			75.767

Event: **MX-5 Cup Toronto GP**
Track: **Streets of Toronto**
Report: **Section Data Report**
Session: **Qualifications**

Round 7 / 8
1.786 mile(s)
Battery Tender Global MX-5 Cup
July 14, 2017



Section Data for Car 77 - Oxner, Luke (R)

Lap	T/SF to I1	I1 to I2	I2 to I3A	I3A to I3	I3 to I4	I4 to I5	I5 to I6A	I6A to I6	I6 to I7	I7 to I8	I8 to I9A	I9A to I9	I9 to I10	I10 to SF	I2 to I3	
1	T	0.8386	3.0017	5.0872	7.5367	12.0079	11.1623	6.4481	4.7619	11.9214	3.2931	3.1921	2.6355	9.3132	5.5341	12.6239
	S	95.533	98.240	60.312	81.420	107.316	60.655	58.157	78.034	68.403	71.430	51.049	54.328	63.180	85.873	72.914
2	T	0.8307	3.1166	5.2493	7.4420	11.8726	11.3413	6.4784	5.7357	11.0071	3.6494	3.2196	2.6463	9.2257	5.4727	12.6913
	S	96.441	94.618	58.449	82.456	108.539	59.697	57.885	64.786	74.084	64.456	50.613	54.106	63.779	86.836	72.526
3	T	0.8703	3.0858	5.2033	7.7161	12.3410	11.0399	6.3545	4.7459	11.4393	3.3549	3.1491	2.4964	9.1853	5.6269	12.9194
	S	92.053	95.562	58.966	79.527	104.419	61.327	59.013	78.297	71.285	70.115	51.746	57.355	64.060	84.456	71.246
4	T	0.8561	2.9930	5.1073	7.5582	12.2037	10.9488	6.2730	4.7171	11.4971	3.7869	3.0638	2.5496	9.2618	5.6779	12.6655
	S	93.580	98.525	60.074	81.188	105.594	61.837	59.780	78.775	70.927	62.116	53.187	56.159	63.531	83.698	72.674
5	T	0.8432	3.0043	5.2585	7.4614	11.9467	10.8450	6.5859	5.9865	11.0102	3.2058	3.1138	2.5457	9.2582	5.4956	12.7199
	S	95.011	98.155	58.347	82.241	107.865	62.429	56.940	62.071	74.064	73.376	52.333	56.245	63.555	86.474	72.363
6	T	0.8400	3.0098	5.1582	7.6496	12.1063	10.8588	6.2757	5.7191	10.8446	3.1971	3.0147	2.5157	9.1149	5.4590	12.8078
	S	95.373	97.975	59.482	80.218	106.443	62.350	59.754	64.974	75.195	73.575	54.053	56.915	64.555	87.054	71.867
7	T	0.8334	2.9823	5.1965	7.4843	11.8248	10.9483	6.4161	4.7906	11.5778	3.1506	2.9572	2.5263	9.1418	5.4171	12.6808
	S	96.129	98.879	59.043	81.990	108.977	61.840	58.447	77.567	70.433	74.661	55.104	56.676	64.365	87.727	72.586
8	T	0.8342	2.9647	5.2970	7.5837	12.0285	11.0264	6.2231	5.7235	10.6644	3.2227	2.9710	2.5071	9.1301	5.4131	12.8807
	S	96.036	99.466	57.923	80.915	107.132	61.402	60.259	64.924	76.465	72.991	54.848	57.111	64.447	87.792	71.460
9	T	0.8425	2.9798	5.2432	7.5660	12.0504						3.0383	2.5074	9.2952	5.5665	12.8092
	S	95.090	98.962	58.517	81.104	106.937						53.633	57.104	63.302	85.373	71.859

Event: MX-5 Cup Toronto GP
Track: Streets of Toronto
Report: Section Data Report
Session: Qualifications

Round 7 / 8
1.786 mile(s)

Battery Tender Global MX-5 Cup
July 14, 2017



Section Data for Car 77 - Oxner, Luke (R)

Lap	T/S	I5 to I6	I8 to I9	Lap
1	T	11.2100	5.8276	86.7338
	S	66.600	52.532	74.130
2	T	12.2141	5.8659	87.2874
	S	61.125	52.189	73.660
3	T	11.1004	5.6455	86.6087
	S	67.258	54.227	74.237
4	T	10.9901	5.6134	86.4943
	S	67.933	54.537	74.336
5	T	12.5724	5.6595	86.5608
	S	59.383	54.092	74.278
6	T	11.9948	5.5304	85.7635
	S	62.243	55.355	74.969
7	T	11.2067	5.4835	85.2471
	S	66.620	55.829	75.423
8	T	11.9466	5.4781	85.5895
	S	62.494	55.884	75.121
9	T		5.5457	
	S		55.202	

Event: **MX-5 Cup Toronto GP**
Track: **Streets of Toronto**
Report: **Section Data Report**
Session: **Qualifications**

Round 7 / 8
1.786 mile(s)
Battery Tender Global MX-5 Cup
July 14, 2017



Section Data for Car 8 - Sparks, Nathaniel

Lap	T/SF to I1	I1 to I2	I2 to I3A	I3A to I3	I3 to I4	I4 to I5	I5 to I6A	I6A to I6	I6 to I7	I7 to I8	I8 to I9A	I9A to I9	I9 to I10	I10 to SF	I2 to I3	
1	T	0.8489	2.9765	5.1088	7.8106	12.4519	11.4731	6.4489	5.6866	10.8578	3.1835	2.9617	2.4835	9.4503	5.5632	12.9194
	S	94.373	99.072	60.057	78.565	103.489	59.012	58.149	65.345	75.103	73.890	55.021	57.653	62.264	85.423	71.246
2	T	0.8396	3.0197	5.0341	7.4405	11.9511	11.0557	6.2092	5.5996	10.9377	3.0481	2.9564	2.4415	9.1648	5.5237	12.4746
	S	95.419	97.654	60.948	82.472	107.826	61.239	60.394	66.360	74.554	77.172	55.119	58.645	64.203	86.034	73.786
3	T	0.8490	2.9917	5.0888	7.5196	11.9763	10.9404	6.2367	5.5945	10.8299	3.6705	2.8795	2.4325	9.1973	5.6094	12.6084
	S	94.362	98.568	60.293	81.605	107.599	61.885	60.128	66.421	75.297	64.086	56.591	58.862	63.976	84.720	73.003
4	T	0.8972	3.2245	5.1951	7.5995	12.2176	11.1822	7.0769	5.8467	11.0367	3.1698	3.0873	2.4724	9.5287	5.9653	12.7946
	S	89.293	91.452	59.059	80.747	105.474	60.547	52.989	63.556	73.886	74.209	52.782	57.912	61.751	79.665	71.941
5	T	0.9119	3.4694	5.4217	7.6604	12.2102	11.3345	6.3440	5.6489	10.8294	3.0173	2.9523	2.4704	9.3354	5.5956	13.0821
	S	87.854	84.996	56.591	80.105	105.538	59.733	59.111	65.781	75.300	77.960	55.196	57.959	63.030	84.929	70.360
6	T	0.8472	3.0114	4.9582	7.5991	12.1081	11.0981	6.5725	4.7049	12.3197	3.0944	2.9137	2.7587	9.1778	5.5408	12.5573
	S	94.563	97.923	61.881	80.751	106.428	61.006	57.056	78.980	66.191	76.017	55.927	51.902	64.112	85.769	73.300
7	T	0.8379	2.9512	5.1999	7.6413	12.1588	11.4591	6.2707	4.6618	12.0726	3.1282	2.9564	2.4782	9.1372	5.5050	12.8412
	S	95.612	99.921	59.005	80.305	105.984	59.084	59.802	79.710	67.546	75.196	55.119	57.777	64.397	86.326	71.680
8	T	0.8392	3.0068	5.1862	7.5980	12.0012	11.0921	6.2043	5.6249	10.5289	3.2001	2.9175	2.4276	9.2814	5.5287	12.7842
	S	95.464	98.073	59.160	80.763	107.376	61.039	60.442	66.062	77.449	73.506	55.854	58.981	63.397	85.956	71.999
9	T	0.8605	2.9730	5.1723	7.5612	13.1736	13.8335	6.6860	5.9935	11.4047	3.3047	3.0084	2.4735	9.1906	5.7008	12.7335
	S	93.101	99.188	59.319	81.156	97.820	48.942	56.087	61.999	71.502	71.180	54.167	57.886	64.023	83.362	72.286
10	T	1.2655	4.7496	7.0253	10.1998	16.3108	16.8772	7.8083	6.9502	13.9073	4.0045	2.9564	2.4146	9.8534	7.0819	17.2251
	S	63.306	62.087	43.673	60.162	79.005	40.116	48.026	53.465	58.635	58.741	55.119	59.298	59.716	67.104	53.437
11	T	1.1810	3.9169	5.4683	7.8064	12.3806	11.3184	6.5249	5.7364	10.7028	3.0685					13.2747
	S	67.835	75.286	56.109	78.607	104.085	59.818	57.472	64.778	76.191	76.659					69.339
12	T	0.9626	3.5765	5.6939	8.4389	12.9085	12.5524	6.5728	5.7811	11.1257	3.1315	2.8893	2.4444	10.1610	6.6714	14.1328
	S	83.226	82.451	53.885	72.715	99.829	53.938	57.053	64.277	73.295	75.116	56.399	58.575	57.909	71.234	65.129
13	T	0.8542	2.9963	4.9726	7.6567	12.0736	11.2699	6.6747	6.5636	13.4328	3.3538	2.9283	2.4603	9.2396	5.6191	12.6293
	S	93.788	98.417	61.702	80.144	106.732	60.076	56.182	56.614	60.706	70.138	55.648	58.197	63.683	84.574	72.882

Event: **MX-5 Cup Toronto GP**
Track: **Streets of Toronto**
Report: **Section Data Report**
Session: **Qualifications**

Round 7 / 8
1.786 mile(s)

Battery Tender Global MX-5 Cup
July 14, 2017



Section Data for Car 8 - Sparks, Nathaniel

Lap	T/S15 to I6	I8 to I9	Lap	PI to PO	PO to I8	SF to PI
1	T	12.1355	5.4452	87.3053		
	S	61.521	56.221	73.645		
2	T	11.8088	5.3979	85.2217		
	S	63.223	56.714	75.446		
3	T	11.8312	5.3120	85.8161		
	S	63.104	57.631	74.923		
4	T	12.9236	5.5597	88.4999		
	S	57.770	55.063	72.651		
5	T	11.9929	5.4227	87.2014		
	S	62.253	56.455	73.733		
6	T	11.2774	5.6724	86.7046		
	S	66.202	53.969	74.155		
7	T	10.9325	5.4346	86.4583		
	S	68.291	56.331	74.366		
8	T	11.8292	5.3451	85.4369		
	S	63.114	57.274	75.256		
9	T	12.6795	5.4819	91.3363		
	S	58.882	55.845	70.395		
10	T	14.7585	5.3710	111.4048		94.1662
	S	50.587	56.998	57.714		55.448
11	T	12.2613		400.0615	318.4976	76.4962
	S	60.890		16.072	2.177	72.339
12	T	12.3539	5.3337	92.9100		
	S	60.434	57.397	69.202		
13	T	13.2383	5.3886	90.0955		74.2485
	S	56.396	56.812	71.364		70.323

Event: **MX-5 Cup Toronto GP**
Track: **Streets of Toronto**
Report: **Section Data Report**
Session: **Qualifications**

Round 7 / 8
1.786 mile(s)

Battery Tender Global MX-5 Cup
July 14, 2017



Section Data for Car 82 - Faulkner, Max

Lap	T/SF to I1	I1 to I2	I2 to I3A	I3A to I3	I3 to I4	I4 to I5	I5 to I6A	I6A to I6	I6 to I7	I7 to I8	I8 to I9A	I9A to I9	I9 to I10	I10 to SF	I2 to I3	
1	T	0.8539	3.0235	5.1400	7.6650	11.9361	11.2698	6.6394	4.8020	11.6292	3.2226	3.0673	2.5460	9.6113	5.6825	12.8050
	S	93.821	97.531	59.692	80.057	107.961	60.076	56.481	77.383	70.121	72.993	53.126	56.238	61.221	83.630	71.882
2	T	0.8480	2.9595	4.9906	7.4967	12.0779	11.0857	6.3968	5.7712	10.6710	3.2583	3.0127	2.4972	9.4279	5.5966	12.4873
	S	94.474	99.641	61.479	81.854	106.694	61.074	58.623	64.387	76.418	72.193	54.089	57.337	62.411	84.914	73.711
3	T	0.8432	2.9710	5.1150	7.5927	12.0307	11.1440	6.4619	5.6481	10.7366	3.1536	3.0792	2.5208	9.4334	5.5495	12.7077
	S	95.011	99.255	59.984	80.819	107.112	60.754	58.032	65.790	75.951	74.590	52.921	56.800	62.375	85.634	72.433
4	T	0.8429	2.9674	5.0901	7.6486	11.9847	11.1372	6.3838	5.6889	10.6458	3.4506	3.0004	2.5073	9.3548	5.5773	12.7387
	S	95.045	99.375	60.277	80.229	107.523	60.791	58.742	65.319	76.599	68.170	54.311	57.106	62.899	85.207	72.257
5	T	0.8397	2.9804	5.1645	7.5412	11.8807	11.1035	6.3877	4.7785	12.1732	3.3646	3.1260	2.5760	9.2829	5.4975	12.7057
	S	95.407	98.942	59.409	81.371	108.465	60.976	58.707	77.763	66.988	69.912	52.129	55.583	63.386	86.444	72.444
6	T	0.8368	2.9549	5.0569	7.7086	12.0027	10.7989	6.4163	5.6629	10.7871	3.1474	3.1038	2.5458	9.2180	5.4759	12.7655
	S	95.738	99.796	60.673	79.604	107.362	62.696	58.445	65.618	75.595	74.737	52.502	56.242	63.833	86.785	72.105
7	T	0.8349	2.9680	5.1178	7.5571	11.9582	11.1125	6.3859	4.7256	11.7533	3.1668	2.9772	2.5138	9.2231	5.4824	12.6749
	S	95.956	99.355	59.951	81.200	107.762	60.926	58.723	78.634	69.381	74.279	54.734	56.958	63.797	86.682	72.620
8	T	0.8335	3.0844	5.1704	7.5807	11.8536	11.1804	6.3365	5.6995	10.6055	3.1702	2.9598	2.4556	9.2321	5.4723	12.7511
	S	96.117	95.606	59.341	80.947	108.713	60.556	59.181	65.197	76.890	74.200	55.056	58.308	63.735	86.842	72.186
9	T	0.8320	2.9658	5.1411	7.5692	11.8472	12.3392	6.3016	4.7495	11.7004	3.3083	3.0286	2.5157	9.1549	5.4629	12.7103
	S	96.290	99.429	59.679	81.070	108.771	54.869	59.509	78.238	69.695	71.102	53.805	56.915	64.273	86.992	72.418
10	T	1.0768	4.0752	5.7799	8.6443	15.1973	14.7644	7.4240	7.0004	16.5709	4.2585	2.9835	2.4902	9.5748	6.4721	14.4242
	S	74.400	72.361	53.084	70.987	84.794	45.857	50.512	53.081	49.210	55.237	54.619	57.498	61.454	73.427	63.813
11	T	1.4739	4.4384	5.3310	7.8006	12.4223	11.1905	6.4732	5.6873	10.7468	3.0936					13.1316
	S	54.355	66.440	57.554	78.665	103.736	60.502	57.931	65.337	75.879	76.037					70.095
12	T											3.0264	2.6069			
	S											53.844	54.924			

Event: **MX-5 Cup Toronto GP**
 Track: **Streets of Toronto**
 Report: **Section Data Report**
 Session: **Qualifications**

Round 7 / 8
 1.786 mile(s)

Battery Tender Global MX-5 Cup
 July 14, 2017



Section Data for Car 82 - Faulkner, Max

Lap	T/S	I5 to I6	I8 to I9	Lap	PI to PO	PO to I8	SF to PI
1	T	11.4414	5.6133	87.0886			
	S	65.253	54.538	73.828			
2	T	12.1680	5.5099	86.0901			
	S	61.357	55.561	74.685			
3	T	12.1100	5.6000	86.2797			
	S	61.651	54.667	74.520			
4	T	12.0727	5.5077	86.2798			
	S	61.841	55.583	74.520			
5	T	11.1662	5.7020	86.6964			
	S	66.862	53.689	74.162			
6	T	12.0792	5.6496	85.7160			
	S	61.808	54.187	75.010			
7	T	11.1115	5.4910	85.7766			
	S	67.191	55.752	74.958			
8	T	12.0360	5.4154	85.6345			
	S	62.030	56.531	75.082			
9	T	11.0511	5.5443	86.9164			
	S	67.558	55.216	73.975			
10	T	14.4244	5.4737	106.3123			90.5108
	S	51.759	55.929	60.478			57.688
11	T	12.1605		407.3737	323.7960	77.8586	
	S	61.395		15.783	2.141	71.073	
12	T		5.6333				
	S		54.344				

Event: **MX-5 Cup Toronto GP**
Track: **Streets of Toronto**
Report: **Section Data Report**
Session: **Qualifications**

Round 7 / 8
1.786 mile(s)
Battery Tender Global MX-5 Cup
July 14, 2017



Section Data for Car 84 - Lamb, Todd

Lap	T/SF to I1	I1 to I2	I2 to I3A	I3A to I3	I3 to I4	I4 to I5	I5 to I6A	I6A to I6	I6 to I7	I7 to I8	I8 to I9A	I9A to I9	I9 to I10	I10 to SF	I2 to I3	
1	T	0.8542	3.0461	5.3173	7.5373	12.5064	11.4626	6.7598	5.0048	11.5953	3.0783	3.0484	2.5246	9.3268	5.5736	12.8546
	S	93.788	96.808	57.702	81.413	103.038	59.066	55.475	74.247	70.326	76.415	53.456	56.715	63.088	85.264	71.605
2	T	0.8392	2.9820	5.1581	7.4793	12.2498	10.9364	6.3132	5.6491	10.7305	3.0608	2.9078	2.4728	9.1719	5.4693	12.6374
	S	95.464	98.889	59.483	82.045	105.197	61.908	59.399	65.779	75.994	76.852	56.040	57.903	64.153	86.890	72.836
3	T	0.8370	3.0359	5.2236	7.4599	12.0674	10.7685	6.3558	4.7547	11.7412	3.0516	2.9176	2.4660	9.2213	5.5029	12.6835
	S	95.715	97.133	58.737	82.258	106.787	62.873	59.001	78.152	69.452	77.083	55.852	58.062	63.810	86.359	72.571
4	T	0.8368	3.0630	5.3492	7.7060	12.0901	11.7720	6.8483	6.7208	14.0665	3.3142	2.8782	2.4874	9.1892	5.4623	13.0552
	S	95.738	96.274	57.358	79.631	106.586	57.513	54.758	55.290	57.971	70.976	56.617	57.563	64.033	87.001	70.505
5	T	0.8518	3.0399	5.2104	7.4506	11.8872	11.2740	6.8067	4.8928	11.5903	3.2141	3.0395	2.4956	9.3763	5.5726	12.6610
	S	94.052	97.005	58.886	82.361	108.405	60.054	55.093	75.946	70.357	73.186	53.612	57.374	62.755	85.279	72.700
6	T	1.0440	3.5343	5.4879	7.5818	12.3473	10.9135	6.4679	5.6681	10.8386	3.1369					13.0697
	S	76.737	83.436	55.908	80.935	104.366	62.037	57.979	65.558	75.236	74.987					70.427
7	T	0.8441	3.0555	5.1749	7.5511	12.2895	10.8833	6.3101	5.6727	10.6876	3.1398	2.8998	2.5075	9.0722	5.4912	12.7260
	S	94.910	96.510	59.290	81.264	104.857	62.210	59.429	65.505	76.299	74.918	56.195	57.101	64.858	86.543	72.329
8	T	0.8418	3.0653	5.2884	7.5441	12.1768	10.8562	6.3555	5.6570	10.6897	3.1264	2.9734	2.4945	9.0778	5.4849	12.8325
	S	95.169	96.201	58.017	81.340	105.827	62.365	59.004	65.687	76.284	75.239	54.804	57.399	64.818	86.643	71.728
9	T	0.8448	3.0254	5.4906	8.6011	15.2494	16.3531	7.8911	6.6156	13.9521	3.7640	2.9421	2.4888	9.0742	5.4846	14.0917
	S	94.831	97.470	55.881	71.344	84.504	41.402	47.522	56.169	58.447	62.494	55.387	57.530	64.844	86.648	65.319
10	T	1.4596	4.4268	5.3583	7.6235	12.7742	11.0028	6.4240	5.7436	10.6411	3.2175					12.9818
	S	54.887	66.614	57.260	80.493	100.878	61.534	58.375	64.697	76.633	73.109					70.903
11	T	0.8514	3.0466	5.1960	7.5143	12.1844	13.3977	7.1431	6.0287	11.1855	3.2451	2.9362	2.3898	9.2688	5.5503	12.7103
	S	94.096	96.792	59.049	81.662	105.761	50.534	52.498	61.637	72.903	72.487	55.498	59.914	63.483	85.622	72.418
12	T	0.8464	3.0398	5.1424	7.5021	12.1834	10.9327	6.3487	5.6547	10.7613	3.1206	2.9304	2.4520	9.1409	5.5535	12.6445
	S	94.652	97.008	59.664	81.795	105.770	61.928	59.067	65.714	75.777	75.379	55.608	58.394	64.371	85.573	72.795

Event: **MX-5 Cup Toronto GP**
Track: **Streets of Toronto**
Report: **Section Data Report**
Session: **Qualifications**

Round 7 / 8
1.786 mile(s)

Battery Tender Global MX-5 Cup
July 14, 2017



Section Data for Car 84 - Lamb, Todd

Lap	T/S	I5 to I6	I8 to I9	Lap	PI to PO	PO to I8	SF to PI
1	T	11.7646	5.5730	87.6355			
	S	63.461	54.932	73.368			
2	T	11.9623	5.3806	85.4202			
	S	62.412	56.896	75.270			
3	T	11.1105	5.3836	85.4034			
	S	67.197	56.865	75.285			
4	T	13.5691	5.3656	91.7840			
	S	55.021	57.055	70.051			
5	T	11.6995	5.5351	86.7018			70.3343
	S	63.814	55.308	74.158			74.236
6	T	12.1360		158.6289	79.4814	75.0310	
	S	61.519		40.532	8.724	73.751	
7	T	11.9828	5.4073	85.5793			
	S	62.305	56.615	75.130			
8	T	12.0125	5.4679	85.6318			
	S	62.151	55.988	75.084			
9	T	14.5067	5.4309	101.7769			86.3382
	S	51.465	56.369	63.173			60.476
10	T	12.1676		436.6933	352.1746	79.9677	
	S	61.359		14.723	1.969	69.198	
11	T	13.1718	5.3260	89.9379			
	S	56.681	57.480	71.489			
12	T	12.0034	5.3824	85.6089			70.8328
	S	62.198	56.877	75.104			73.714

Event: MX-5 Cup Toronto GP
Track: Streets of Toronto
Report: Section Data Report
Session: Qualifications

Round 7 / 8
1.786 mile(s)






Battery Tender Global MX-5 Cup
July 14, 2017

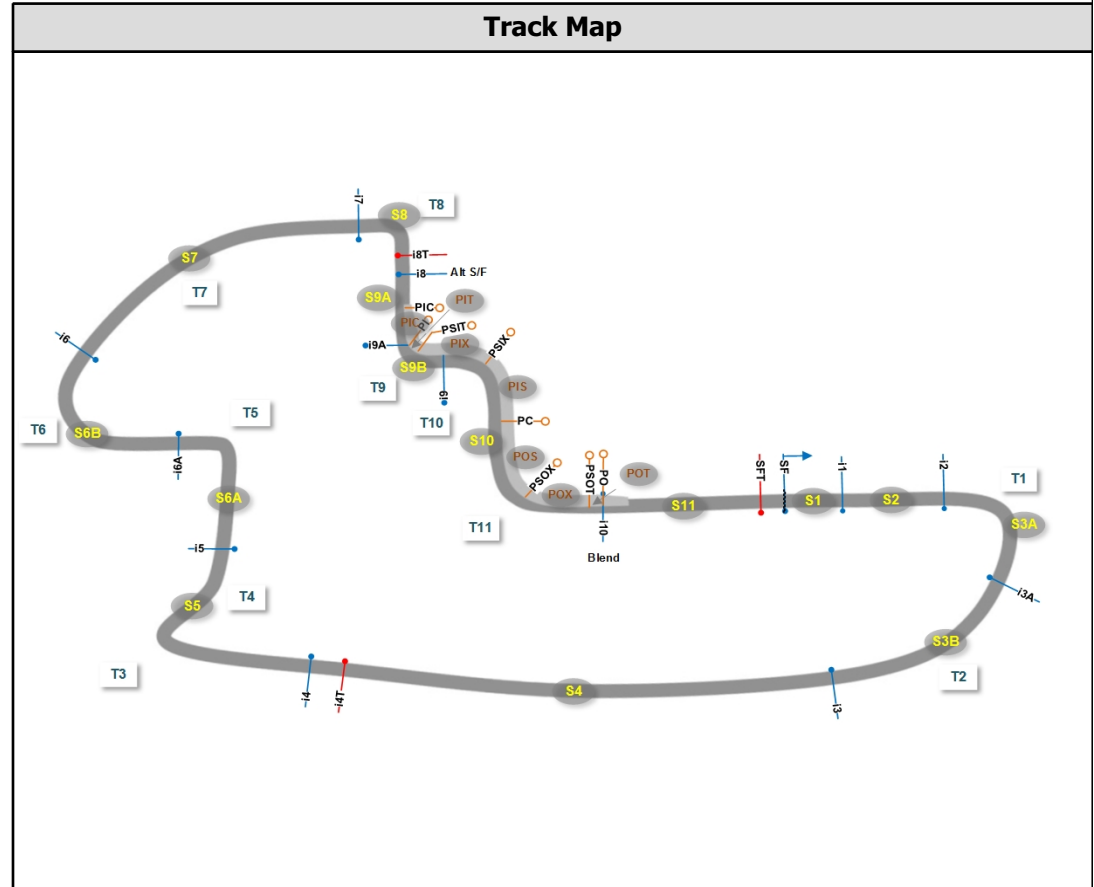


Section Data for Car

Report Support Information

Section Legend	
Name	Length
SF to I1	0.022254 miles
I1 to I2	0.081913 miles
I2 to I3A	0.085227 miles
I3A to I3	0.170455 miles
I3 to I4	0.357955 miles
I4 to I5	0.188068 miles
I5 to I6A	0.104167 miles
I6A to I6	0.103220 miles
I6 to I7	0.226515 miles
I7 to I8	0.065341 miles
I8 to I9A	0.045265 miles
I9A to I9	0.039773 miles
I9 to I10	0.163447 miles
I10 to SF	0.132008 miles
I2 to I3	0.255682 miles
I5 to I6	0.207386 miles
I8 to I9	0.085038 miles
Lap	1.786000 miles
PI to PO	0.192614 miles
PO to I8	1.537121 miles
SF to PI	1.450379 miles
PO to SF	0.132008 miles
I7 to PI	0.110606 miles

Color Legend	
	Fastest Lap
	Section Under Caution
	Section Under Green
	Section Time Data
	Section Speed Data



Event: MX-5 Cup Toronto GP
Track: Streets of Toronto
Report: Section Data Report
Session: Qualifications

Round 7 / 8
1.786 mile(s)
Battery Tender Global MX-5 Cup
July 14, 2017



Section Data for Car

PO to PI	1.582386 miles
----------	----------------