

Event: **MX-5 Cup at Mid-Ohio**
Track: **Mid-Ohio Sports Car Course**
Report: **Section Data Report**
Session: **Qualifications**

Round 7 / 8
2.258 mile(s)
Battery Tender Global MX-5 Cup
July 28, 2018



Section Data for Car 01 - Reger, Nikko

Lap	T/S	I6 to I7A	I7A to I7	I7 to I8	I8 to SF	SF to I1	I1 to I2A	I2A to I2	I2 to I3A	I3A to I3	I3 to I4	I4 to I5A	I5A to I5B	I5B to I5	I5 to I6A	I6A to I6
1	T	4.2908	6.8538	6.6564	5.8875	5.6111	9.0816	5.6778	9.8418	9.8405	3.2459	8.5373	5.9483	5.3999	6.4554	7.7955
	S	88.668	77.993	62.073	75.854	91.863	88.215	101.472	62.974	98.387	118.051	82.020	64.533	63.259	79.004	71.195
2	T	4.2448	6.6731	6.5666	5.8625	5.6409	8.9211	5.5837	9.6916	9.9845	3.3093	8.5872	5.9465	5.4273	6.3647	7.7668
	S	89.628	80.105	62.922	76.178	91.378	89.802	103.182	63.949	96.968	115.789	81.543	64.553	62.939	80.129	71.458
3	T	4.2094	6.4950	6.4586	5.8406	5.6155	8.7635	5.6445	9.7089	9.9259	3.2976	8.4430	5.8411	5.3482	6.3454	7.5958
	S	90.382	82.301	63.974	76.463	91.791	91.417	102.070	63.836	97.541	116.200	82.936	65.718	63.870	80.373	73.067
4	T	4.1879	6.5030	6.5097	5.9930	6.3976	8.9061	5.6633	9.8985	10.0030	3.2893	8.4430	5.7652	5.2760	6.3501	7.5316
	S	90.846	82.200	63.472	74.519	80.570	89.954	101.732	62.613	96.789	116.493	82.936	66.583	64.744	80.314	73.690
5	T	4.1737	6.4873	6.4801	5.8171	5.5649	8.9808	5.6380	9.6030	9.8455	3.2443	8.3139	5.7588	5.2540	6.2892	7.8046
	S	91.155	82.399	63.762	76.772	92.626	89.205	102.188	64.539	98.337	118.109	84.224	66.657	65.015	81.091	71.112
6	T	4.3796	6.7989	6.7620	5.9027	6.5895	10.7901	7.5952	11.5921	13.4936	4.8017	10.9080	6.5393	6.0589	7.7751	10.1088
	S	86.870	78.622	61.103	75.659	78.224	74.247	75.855	53.465	71.751	79.801	64.194	58.701	56.378	65.594	54.903
7	T	5.4836	8.7128					6.1062	9.7971	10.0286	3.3331	8.4681	5.9087	5.1625	6.3257	7.5832
	S	69.380	61.352					94.353	63.261	96.542	114.963	82.690	64.966	66.168	80.623	73.188
8	T	4.2368	6.4335	6.3022	5.7879	5.5857	8.6946	5.6262	9.5179	9.9480	3.3126	8.3302	5.7535	5.2589	6.3134	7.5412
	S	89.798	83.088	65.562	77.159	92.281	92.142	102.402	65.117	97.324	115.674	84.059	66.718	64.955	80.781	73.596
9	T	4.1789	6.4482	6.3922	5.8510	5.5980	8.6834	5.5757	9.5605	9.9133	3.2835	8.3279	5.7113	5.1966	6.3295	7.6446
	S	91.042	82.898	64.638	76.327	92.078	92.261	103.330	64.826	97.665	116.699	84.082	67.211	65.734	80.575	72.600
10	T	4.7894	7.8484													
	S	79.437	68.109													

Event: MX-5 Cup at Mid-Ohio
Track: Mid-Ohio Sports Car Course
Report: Section Data Report
Session: Qualifications

Round 7 / 8
2.258 mile(s)
Battery Tender Global MX-5 Cup
July 28, 2018



Section Data for Car 01 - Reger, Nikko

Lap	T/Slap	PI to PO	PO to SF	SF to PI
1	T	101.1236		109.2874
	S	80.385		69.668
2	T	100.5706		
	S	80.827		
3	T	99.5330		
	S	81.669		
4	T	100.7173		
	S	80.709		
5	T	99.2552		
	S	81.898		
6	T	120.0955		119.6989
	S	67.686		64.184
7	T	322.5529	224.7653	97.1014
	S	25.201	3.995	78.411
8	T	98.6426		
	S	82.407		
9	T	98.6946		104.8930
	S	82.363		73.243
10	T			
	S			

Event: **MX-5 Cup at Mid-Ohio**
Track: **Mid-Ohio Sports Car Course**
Report: **Section Data Report**
Session: **Qualifications**

Round 7 / 8
2.258 mile(s)
Battery Tender Global MX-5 Cup
July 28, 2018



Section Data for Car 03 - Harrison, Ashton

Lap	T/S	I6 to I7A	I7A to I7	I7 to I8	I8 to SF	SF to I1	I1 to I2A	I2A to I2	I2 to I3A	I3A to I3	I3 to I4	I4 to I5A	I5A to I5B	I5B to I5	I5 to I6A	I6A to I6
1	T	4.3907	7.1662	6.9453	6.0232	5.8643	9.7696	6.1305	10.1056	10.2879	3.4141	9.2010	6.1636	5.5057	6.5608	8.0951
	S	86.650	74.593	59.491	74.145	87.897	82.003	93.979	61.330	94.109	112.235	76.103	62.279	62.043	77.734	68.560
2	T	4.3309	6.7843	6.6526	5.8869	5.7414	9.2671	5.9737	9.8859	9.9866	3.2774	8.9786	5.9441	5.4256	6.3666	7.7153
	S	87.847	78.792	62.108	75.862	89.779	86.450	96.445	62.693	96.948	116.916	77.988	64.579	62.959	80.106	71.935
3	T	4.1900	6.7478	6.7978	5.8940	5.6683	8.9373	5.7578	9.7183	10.0196	3.3196	8.5573	5.9219	5.3396	6.4005	7.6421
	S	90.801	79.218	60.782	75.770	90.936	89.640	100.062	63.774	96.629	115.430	81.828	64.821	63.973	79.681	72.624
4	T	4.2439	6.5931	6.4080	5.7913	5.6451	8.8841	5.7593	9.7655	9.9592	3.2782	8.4796	5.9418	5.2452	6.4242	7.6046
	S	89.647	81.076	64.479	77.114	91.310	90.176	100.036	63.466	97.215	116.888	82.578	64.604	65.124	79.387	72.982
5	T	4.1862	6.5496	6.6284	5.8899	5.6326	8.8320	5.7618	10.4341	10.0251	3.2734	8.6180	5.8482	5.2197	6.3995	7.9565
	S	90.883	81.615	62.335	75.823	91.513	90.708	99.992	59.399	96.576	117.059	81.252	65.638	65.443	79.694	69.754
6	T	4.2292	6.5633	6.4463	5.8523	6.3267	9.8920	7.2803	10.2370	12.8705	4.7959	11.1908	6.7019	5.8783	7.8037	9.1638
	S	89.959	81.445	64.096	76.310	81.473	80.988	79.136	60.542	75.225	79.898	62.572	57.277	58.110	65.354	60.564
7	T	6.2661	8.6717					7.3929	9.9321	10.1469	3.3515	8.6771	5.8222	5.3472	6.3506	7.5923
	S	60.716	61.643					77.931	62.401	95.417	114.331	80.698	65.931	63.882	80.307	73.100
8	T	4.2601	6.5947	6.3461	6.0144	6.1358	8.9025	5.6887	9.6576	9.9660	3.2848	8.3794	5.8394	5.2946	6.2823	7.5329
	S	89.306	81.057	65.108	74.254	84.008	89.990	101.277	64.175	97.148	116.653	83.565	65.737	64.517	81.180	73.677
9	T	4.2246	6.4715	6.2633	5.8237	5.6341	8.8067	5.6962	9.7807	10.0446	3.3268	8.4589	5.6976	5.3056	6.3217	7.9594
	S	90.057	82.600	65.969	76.685	91.488	90.969	101.144	63.367	96.388	115.180	82.780	67.373	64.383	80.675	69.729
10	T	4.6307	7.6421													
	S	82.159	69.947													

Event: MX-5 Cup at Mid-Ohio
Track: Mid-Ohio Sports Car Course
Report: Section Data Report
Session: Qualifications

Round 7 / 8
2.258 mile(s)
Battery Tender Global MX-5 Cup
July 28, 2018




Section Data for Car 03 - Harrison, Ashton

Lap	T/SLap	PI to PO	PO to SF	SF to PI
1	T	105.6236		113.5030
	S	76.960		67.081
2	T	102.2170		
	S	79.525		
3	T	100.9119		
	S	80.553		
4	T	100.0231		
	S	81.269		
5	T	101.2550		
	S	80.280		
6	T	115.2320		116.8267
	S	70.543		65.762
7	T	328.9742	227.1130	100.3907
	S	24.710	3.954	75.842
8	T	100.1793		
	S	81.143		
9	T	99.8154		111.0089
	S	81.438		69.208
10	T			
	S			

Event: **MX-5 Cup at Mid-Ohio**
Track: **Mid-Ohio Sports Car Course**
Report: **Section Data Report**
Session: **Qualifications**

Round 7 / 8
2.258 mile(s)
Battery Tender Global MX-5 Cup
July 28, 2018



Section Data for Car 12 - Globe(m), Michael (R)

Lap	T/S	I6 to I7A	I7A to I7	I7 to I8	I8 to SF	SF to I1	I1 to I2A	I2A to I2	I2 to I3A	I3A to I3	I3 to I4	I4 to I5A	I5A to I5B	I5B to I5	I5 to I6A	I6A to I6
1	T	4.4599	7.4151	7.1519	6.0499	6.0307	10.6024	6.1539	10.5272	10.3326	3.4053	9.2885	6.4759	5.8710	6.8424	8.4153
	S	85.306	72.089	57.772	73.818	85.472	75.562	93.621	58.873	93.702	112.525	75.386	59.276	58.183	74.535	65.951
2	T	4.4621	7.3040	7.0193	5.9570	5.8446	9.5890	5.9167	10.1209	10.1199	3.3826	8.8009	6.1414	5.7596	6.6930	8.2461
	S	85.264	73.185	58.864	74.969	88.193	83.547	97.375	61.237	95.671	113.280	79.563	62.504	59.308	76.199	67.305
3	T	4.3162	7.0384	6.7814	5.7885	5.6789	9.4385	5.8832	10.1630	10.1057	3.3802	8.6918	6.1320	5.6480	6.6415	8.0546
	S	88.146	75.947	60.929	77.151	90.767	84.880	97.929	60.983	95.806	113.361	80.562	62.600	60.480	76.790	68.905
4	T	4.2988	6.8719	6.6658	5.8596	5.7044	9.3263	5.9425	10.1344	10.0906	3.3980	8.6672	6.1077	5.6531	6.5244	7.9555
	S	88.502	77.787	61.985	76.215	90.361	85.901	96.952	61.155	95.949	112.767	80.790	62.849	60.425	78.168	69.763
5	T	4.2828	7.0040	6.6718	5.7781	5.6921	9.4319	6.0071	10.4227	9.9873	3.3046	8.7566	6.0785	5.5962	6.6133	8.2170
	S	88.833	76.320	61.930	77.290	90.556	84.939	95.909	59.464	96.941	115.954	79.966	63.151	61.040	77.117	67.543
6	T	4.8573	9.0403					6.7855	10.5031	10.1419	3.3749	8.6378	6.3095	5.6412	6.6966	8.2306
	S	78.326	59.129					84.907	59.009	95.464	113.539	81.065	60.839	60.553	76.158	67.431
7	T	4.2760	6.9693	6.4999	5.7882	5.6678	9.3369	5.8566	9.9397	10.1272	3.3852	8.4368	6.0086	5.6306	6.6274	7.8857
	S	88.974	76.700	63.567	77.155	90.944	85.803	98.374	62.353	95.602	113.193	82.997	63.886	60.667	76.953	70.381
8	T	4.2667	6.7607	6.5160	5.9287	5.7031	9.3186	5.8691	10.4085	9.9699	3.3134	8.5361	6.1218	5.6377	6.6183	7.7937
	S	89.168	79.067	63.410	75.327	90.381	85.972	98.164	59.545	97.110	115.646	82.031	62.704	60.590	77.059	71.211
9	T	4.2113	7.1082													
	S	90.341	75.201													

Event: MX-5 Cup at Mid-Ohio
Track: Mid-Ohio Sports Car Course
Report: Section Data Report
Session: Qualifications

Round 7 / 8
2.258 mile(s)
Battery Tender Global MX-5 Cup
July 28, 2018



Section Data for Car 12 - Globe(m), Michael (R)

Lap	T/SLap	PI to PO	PO to SF	SF to PI
1	T	109.0220		111.1538
	S	74.561		68.498
2	T	105.3571		
	S	77.155		
3	T	103.7419		
	S	78.356		
4	T	103.2002		
	S	78.767		
5	T	103.8440		105.0580
	S	78.279		73.128
6	T	397.6598	294.2288	102.0137
	S	20.442	3.052	74.636
7	T	102.4359		
	S	79.355		
8	T	102.7623		98.6266
	S	79.103		77.897
9	T			
	S			

Event: **MX-5 Cup at Mid-Ohio**
Track: **Mid-Ohio Sports Car Course**
Report: **Section Data Report**
Session: **Qualifications**

Round 7 / 8
2.258 mile(s)
Battery Tender Global MX-5 Cup
July 28, 2018



Section Data for Car 13 - Noaker, Robert (R)

Lap	T/S	I6 to I7A	I7A to I7	I7 to I8	I8 to SF	SF to I1	I1 to I2A	I2A to I2	I2 to I3A	I3A to I3	I3 to I4	I4 to I5A	I5A to I5B	I5B to I5	I5 to I6A	I6A to I6
1	T	4.3104	7.0651	6.9711	5.8617	5.7824	9.4136	5.8553	10.0928	9.9944	3.3346	9.0181	6.1487	5.2953	6.3517	7.7865
	S	88.264	75.660	59.271	76.188	89.142	85.104	98.396	61.407	96.872	114.911	77.647	62.430	64.508	80.293	71.277
2	T	4.2290	6.6784	6.5609	5.7702	5.6770	9.0070	5.7492	9.7893	9.9424	3.3203	8.6487	5.9712	5.2091	6.3424	7.7228
	S	89.963	80.041	62.976	77.396	90.797	88.946	100.212	63.311	97.379	115.406	80.963	64.286	65.576	80.411	71.865
3	T	4.1995	6.5404	6.4450	5.7380	5.6565	8.9414	5.6953	9.7450	9.9049	3.2941	8.6353	5.9594	5.1653	6.2889	7.6482
	S	90.595	81.730	64.109	77.830	91.126	89.599	101.160	63.599	97.748	116.324	81.089	64.413	66.132	81.095	72.566
4	T	4.1648	6.5656	6.5100	5.7083	5.5895	8.8106	5.7322	9.7422	9.8823	3.2782	8.4296	5.9043	5.1930	6.2639	7.6393
	S	91.350	81.416	63.469	78.235	92.218	90.929	100.509	63.617	97.971	116.888	83.068	65.014	65.779	81.419	72.651
5	T	4.1607	6.4986	6.4947	5.6702	5.6022	8.8252	5.6797	9.6770	10.0236	3.3363	8.6037	5.9206	5.1908	6.2952	7.6345
	S	91.440	82.255	63.618	78.761	92.009	90.778	101.438	64.046	96.590	114.852	81.387	64.835	65.807	81.014	72.696
6	T	4.1918	6.4535	6.4151	5.7436	5.6627	8.8073	7.2640	11.1151	11.4832	4.3471	11.3015	6.7173	5.9025	8.9621	9.4397
	S	90.762	82.830	64.408	77.755	91.026	90.963	79.314	55.760	84.313	88.147	61.959	57.146	57.872	56.906	58.794
7	T	4.8174	7.9816					6.2774	10.1611	10.0007	3.3139	8.7647	5.9585	5.3093	6.3596	7.8114
	S	78.975	66.972					91.779	60.995	96.811	115.629	79.892	64.423	64.338	80.194	71.050
8	T	4.1830	6.7616	6.4480	5.7431	5.6146	8.7900	5.5448	9.7027	9.8218	3.2566	8.4684	5.9177	5.7082	6.6198	7.9214
	S	90.953	79.056	64.079	77.761	91.806	91.142	103.906	63.876	98.575	117.663	82.687	64.867	59.842	77.042	70.063
9	T	4.2257	6.7443	6.3063	5.7610	5.6365	8.7568	5.6231	9.6600	9.9464	3.3019	8.4867	6.0090	5.1964	6.2608	7.5331
	S	90.033	79.259	65.519	77.520	91.449	91.487	102.459	64.159	97.340	116.049	82.509	63.881	65.736	81.459	73.675
10	T	4.3080	7.7348													
	S	88.313	69.109													

Event: MX-5 Cup at Mid-Ohio
Track: Mid-Ohio Sports Car Course
Report: Section Data Report
Session: Qualifications

Round 7 / 8
2.258 mile(s)
Battery Tender Global MX-5 Cup
July 28, 2018




Section Data for Car 13 - Noaker, Robert (R)

Lap	T/SLap	PI to PO	PO to SF	SF to PI
1	T	103.2817		109.6364
	S	78.705		69.446
2	T	100.6179		
	S	80.789		
3	T	99.8572		
	S	81.404		
4	T	99.4138		
	S	81.767		
5	T	99.6130		
	S	81.604		
6	T	113.8065		114.1008
	S	71.427		67.333
7	T	333.0376	233.6754	99.3996
	S	24.408	3.843	76.599
8	T	100.5017		
	S	80.882		
9	T	99.4480		99.6840
	S	81.739		77.071
10	T			
	S			

Event: **MX-5 Cup at Mid-Ohio**
Track: **Mid-Ohio Sports Car Course**
Report: **Section Data Report**
Session: **Qualifications**

Round 7 / 8
2.258 mile(s)
Battery Tender Global MX-5 Cup
July 28, 2018




Section Data for Car 16 - Dean II, John

Lap	T/S	I6 to I7A	I7A to I7	I7 to I8	I8 to SF	SF to I1	I1 to I2A	I2A to I2	I2 to I3A	I3A to I3	I3 to I4	I4 to I5A	I5A to I5B	I5B to I5	I5 to I6A	I6A to I6
1	T	4.2945	6.8684	6.6588	5.8355	5.7219	9.1938	5.8282	10.0358	10.0130	3.3511	8.6689	6.2228	5.2833	6.3423	7.6819
	S	88.591	77.827	62.050	76.530	90.085	87.139	98.853	61.756	96.692	114.345	80.775	61.687	64.655	80.412	72.248
2	T	4.2172	6.6234	6.5266	5.8089	5.6605	9.0539	5.7401	9.8960	9.9641	3.3351	8.5070	6.0419	5.2657	6.2684	7.6397
	S	90.215	80.706	63.307	76.880	91.062	88.485	100.370	62.629	97.167	114.894	82.312	63.534	64.871	81.360	72.647
3	T	4.1823	6.4846	6.5173	5.9410	6.4066	9.1452	5.7149	9.8924	10.0635	3.4403	8.8722	6.0108	5.4417	6.4102	7.7338
	S	90.968	82.433	63.398	75.171	80.457	87.602	100.813	62.651	96.207	111.380	78.924	63.862	62.773	79.561	71.763
4	T	4.1695	6.4214	6.4983	5.7844	5.6450	8.8799	5.6345	9.8262	9.9384	3.3254	8.4027	5.9306	5.2307	6.2852	7.6149
	S	91.247	83.244	63.583	77.206	91.312	90.219	102.252	63.073	97.418	115.229	83.334	64.726	65.305	81.143	72.883
5	T	4.2113	6.7139	6.4176	6.0475	6.4740	8.9744	5.7111	9.8928	9.9619	3.2933	8.5731	6.1433	5.2837	6.3856	7.6312
	S	90.341	79.618	64.383	73.847	79.619	89.269	100.880	62.649	97.188	116.352	81.677	62.485	64.650	79.867	72.728
6	T	4.1680	6.4244	6.3884	5.7170	5.5480	8.5913	6.7800	11.3212	11.7082	4.4354	11.3076	6.6809	5.8731	8.8063	9.9728
	S	91.280	83.206	64.677	78.116	92.908	93.250	84.976	54.744	82.693	86.392	61.925	57.457	58.162	57.913	55.651
7	T	4.7961	7.8259					6.0766	10.3087	9.8854	3.2467	8.6836	6.1235	5.4788	6.3469	7.5932
	S	79.326	68.305					94.812	60.121	97.941	118.022	80.638	62.687	62.348	80.354	73.092
8	T	4.1409	6.7377	6.3808	5.6863	5.5447	8.6276	5.5864	9.7959	9.7790	3.2209	8.5298	5.9406	5.6269	6.6586	7.9140
	S	91.877	79.336	64.754	78.538	92.963	92.857	103.132	63.269	99.006	118.967	82.092	64.617	60.707	76.593	70.129
9	T	4.2805	6.7630	6.5487	6.2357	5.6918	8.7094	5.5889	9.7086	9.8520	3.2580	8.3490	5.7686	5.1814	6.1800	7.5535
	S	88.881	79.040	63.094	71.618	90.561	91.985	103.086	63.837	98.273	117.613	83.870	66.544	65.926	82.524	73.476
10	T	4.2216	8.2606													
	S	90.121	64.710													

Event: MX-5 Cup at Mid-Ohio
Track: Mid-Ohio Sports Car Course
Report: Section Data Report
Session: Qualifications

Round 7 / 8
2.258 mile(s)
Battery Tender Global MX-5 Cup
July 28, 2018




Section Data for Car 16 - Dean II, John

Lap	T/SLap	PI to PO	PO to SF	SF to PI
1	T	102.0002		107.7874
	S	79.694		70.638
2	T	100.5485		
	S	80.845		
3	T	102.2568		
	S	79.494		
4	T	99.5871		
	S	81.625		
5	T	101.7147		
	S	79.918		
6	T	113.7226		114.3966
	S	71.479		67.159
7	T	332.3897	233.6718	98.2918
	S	24.456	3.843	77.462
8	T	100.1701		
	S	81.150		
9	T	99.6691		99.7940
	S	81.558		76.986
10	T			
	S			

Event: **MX-5 Cup at Mid-Ohio**
Track: **Mid-Ohio Sports Car Course**
Report: **Section Data Report**
Session: **Qualifications**

Round 7 / 8
2.258 mile(s)
Battery Tender Global MX-5 Cup
July 28, 2018



Section Data for Car 17 - Lukazik(c), Albert (R)

Lap	T/S	I6 to I7A	I7A to I7	I7 to I8	I8 to SF	SF to I1	I1 to I2A	I2A to I2	I2 to I3A	I3A to I3	I3 to I4	I4 to I5A	I5A to I5B	I5B to I5	I5 to I6A	I6A to I6
1	T	5.6607	9.5240	8.7177	7.2508	7.3665	11.1880	6.5428	11.9016	11.1953	3.6698	10.5437	7.0310	6.5932	8.2456	9.8910
	S	67.210	56.126	47.396	61.592	69.973	71.607	88.057	52.075	86.481	104.415	66.412	54.596	51.810	61.851	56.112
2	T	4.7850	8.2816	7.6340	6.7379	6.5015	10.7017	6.3357	11.4759	10.8423	3.5946	10.1129	6.6584	6.3685	7.8002	9.6765
	S	79.510	64.546	54.124	66.280	79.282	74.861	90.935	54.006	89.297	106.599	69.241	57.651	53.638	65.383	57.355
3	T	4.6940	7.7701	7.2521	6.3855	6.0989	10.0111	6.4584	12.3188	10.5140	3.4499	9.9081	6.6017	6.1506	7.2555	9.0336
	S	81.051	68.795	56.974	69.938	84.516	80.025	89.207	50.311	92.085	111.070	70.672	58.146	55.538	70.292	61.437
4	T	4.5736	7.9829	10.7663	7.0975	6.2086	10.0088	6.1021	11.0246	10.6272	3.4813	9.5712	6.4804	7.5999	8.5996	8.8926
	S	83.185	66.961	38.377	62.922	83.023	80.043	94.416	56.217	91.104	110.069	73.160	59.235	44.947	59.305	62.411
5	T	4.9185	7.8813	7.6310	6.5550	6.8404	11.2992	6.4474	11.9019	10.8043	3.5270	10.7865	6.6716	6.6020	7.9973	10.0044
	S	77.352	67.825	54.145	68.130	75.354	70.902	89.359	52.073	89.611	108.642	64.917	57.537	51.741	63.772	55.476
6	T	5.0843	8.7421					7.2477	11.6117	11.3098	3.6976	10.5103	6.6217	6.1979	7.5265	9.1786
	S	74.829	61.146					79.492	53.375	85.606	103.630	66.623	57.971	55.114	67.761	60.467
7	T	4.5808	7.9580	7.1704	6.5096	6.1252	10.0488	6.1161	11.3466	10.7153	3.5227	9.8292	6.3760	6.1078	7.1315	8.9168
	S	83.054	67.171	57.623	68.605	84.153	79.725	94.200	54.622	90.355	108.775	71.239	60.204	55.927	71.514	62.242
8	T	4.5517	7.4968	7.0659	6.3478	6.0377	9.7630	6.0518	10.9151	10.5624	3.4911	9.6425	6.3253	6.0672	6.9824	8.8283
	S	83.585	71.303	58.475	70.354	85.373	82.058	95.201	56.781	91.663	109.760	72.619	60.687	56.301	73.041	62.866
9	T	4.5782	8.1791	6.9709	6.1846	6.0899	9.7469	6.0212	11.0431	10.5166	3.4920	9.6995	6.3445	6.0222	7.0359	8.8415
	S	83.101	65.355	59.272	72.210	84.641	82.194	95.685	56.123	92.062	109.731	72.192	60.503	56.722	72.485	62.772

Event: MX-5 Cup at Mid-Ohio
Track: Mid-Ohio Sports Car Course
Report: Section Data Report
Session: Qualifications

Round 7 / 8
2.258 mile(s)
Battery Tender Global MX-5 Cup
July 28, 2018



Section Data for Car 17 - Lukazik(c), Albert (R)

Lap	T/SLap	PI to PO	PO to SF	SF to PI
1	T	125.3217		138.1015
	S	64.863		55.132
2	T	117.5067		
	S	69.177		
3	T	113.9023		
	S	71.366		
4	T	119.0166		
	S	68.300		
5	T	119.8678		117.4314
	S	67.815		65.423
6	T	332.1169	220.8685	112.9178
	S	24.476	4.066	67.428
7	T	112.4548		
	S	72.285		
8	T	110.1290		
	S	73.812		
9	T			110.2561
	S			69.681

Event: **MX-5 Cup at Mid-Ohio**
Track: **Mid-Ohio Sports Car Course**
Report: **Section Data Report**
Session: **Qualifications**

Round 7 / 8
2.258 mile(s)
Battery Tender Global MX-5 Cup
July 28, 2018



Section Data for Car 20 - Palermo(m), Hernan

Lap	T/S	I6 to I7A	I7A to I7	I7 to I8	I8 to SF	SF to I1	I1 to I2A	I2A to I2	I2 to I3A	I3A to I3	I3 to I4	I4 to I5A	I5A to I5B	I5B to I5	I5 to I6A	I6A to I6
1	T	4.2720	7.1333	6.7290	5.8940	5.6701	9.2974	6.1080	10.0984	9.8917	3.2473	8.6230	5.9147	5.4301	6.6534	7.9688
	S	89.058	74.937	61.403	75.770	90.907	86.168	94.325	61.373	97.878	118.000	81.205	64.900	62.907	76.653	69.647
2	T	4.2071	6.4421	6.4554	5.7476	5.5083	8.9045	5.6881	9.7984	9.8035	3.2300	8.4568	5.8993	5.4355	6.4100	7.7983
	S	90.432	82.977	64.006	77.700	93.578	89.970	101.288	63.252	98.759	118.632	82.801	65.069	62.844	79.563	71.169
3	T	4.2626	6.4760	6.6397	5.8118	5.5156	8.9599	5.5680	9.6748	9.9848	3.2630	8.2554	5.8020	5.4008	6.3078	7.6239
	S	89.254	82.543	62.229	76.842	93.454	89.414	103.473	64.061	96.966	117.432	84.821	66.161	63.248	80.852	72.797
4	T	4.2509	6.4060	6.4139	5.7817	5.5551	8.7782	5.6255	9.6071	9.8769	3.2645	8.3080	5.8189	5.2708	6.3032	7.7394
	S	89.500	83.444	64.420	77.242	92.789	91.264	102.415	64.512	98.025	117.378	84.283	65.968	64.808	80.911	71.711
5	T	4.1564	6.4144	6.5218	5.8137	5.5204	8.6892	5.5723	9.6897	9.8888	3.2639	8.2120	6.0376	5.2619	6.2987	7.9598
	S	91.535	83.335	63.354	76.817	93.373	92.199	103.393	63.962	97.907	117.400	85.269	63.579	64.918	80.969	69.725
6	T	4.1927	6.4916	6.5102	5.7992	5.7550	9.5054	6.8950	11.0299	13.1808	4.5700	11.4341	6.4775	5.5186	7.1938	9.7893
	S	90.742	82.344	63.467	77.009	89.566	84.282	83.559	56.190	73.454	83.847	61.240	59.261	61.898	70.894	56.695
7	T	6.0778	8.6031					6.1908	10.0190	9.9429	3.5470	8.9318	5.9312	5.3055	6.5260	7.6461
	S	62.597	62.134					93.063	61.860	97.374	108.030	78.397	64.719	64.384	78.149	72.586
8	T	4.1895	6.3811	6.3759	5.7711	5.5490	8.7248	5.6675	9.6618	9.8866	3.2756	8.2069	5.6919	5.1709	6.3304	8.0601
	S	90.811	83.770	64.804	77.384	92.891	91.823	101.656	64.147	97.929	116.981	85.322	67.440	66.060	80.564	68.858
9	T	4.2605	6.3666	6.3048	5.8150	5.6148	8.8772	5.5617	9.5953	9.7250	3.2218	8.4038	5.9062	5.2266	6.2844	7.6414
	S	89.298	83.961	65.534	76.800	91.803	90.247	103.590	64.591	99.556	118.934	83.323	64.993	65.356	81.153	72.631
10	T	4.1539	7.3406													
	S	91.590	72.820													

Event: MX-5 Cup at Mid-Ohio
Track: Mid-Ohio Sports Car Course
Report: Section Data Report
Session: Qualifications

Round 7 / 8
2.258 mile(s)
Battery Tender Global MX-5 Cup
July 28, 2018



Section Data for Car 20 - Palermo(m), Hernan

Lap	T/SLap	PI to PO	PO to SF	SF to PI
1	T	102.9312		110.1572
	S	78.973		69.118
2	T	99.7849		
	S	81.463		
3	T	99.5461		
	S	81.659		
4	T	99.0001		
	S	82.109		
5	T	99.3006		
	S	81.861		
6	T	114.3431		115.2924
	S	71.091		66.637
7	T	325.2864	225.4483	98.6127
	S	24.990	3.983	77.210
8	T	98.9431		
	S	82.156		
9	T	98.8051		100.5654
	S	82.271		76.395
10	T			
	S			

Event: **MX-5 Cup at Mid-Ohio**
Track: **Mid-Ohio Sports Car Course**
Report: **Section Data Report**
Session: **Qualifications**

Round 7 / 8
2.258 mile(s)
Battery Tender Global MX-5 Cup
July 28, 2018



Section Data for Car 27 - Wright(m), Mitch

Lap	T/S	I6 to I7A	I7A to I7	I7 to I8	I8 to SF	SF to I1	I1 to I2A	I2A to I2	I2 to I3A	I3A to I3	I3 to I4	I4 to I5A	I5A to I5B	I5B to I5	I5 to I6A	I6A to I6
1	T	4.5097	7.5295	7.1952	6.2055	6.0606	9.7858	5.9237	10.4386	10.4427	3.4109	8.8800	6.1160	5.5719	6.5395	8.2502
	S	84.364	70.993	57.425	71.967	85.050	81.867	97.260	59.373	92.714	112.340	78.854	62.764	61.306	77.988	67.271
2	T	4.3419	6.7987	7.0835	5.9639	5.8910	9.5511	5.9115	10.3996	10.1807	3.3702	8.7646	6.0362	5.5172	6.4241	8.0113
	S	87.624	78.625	58.330	74.882	87.499	83.879	97.460	59.596	95.100	113.697	79.893	63.594	61.914	79.389	69.277
3	T	4.3149	6.7428	6.5281	5.8796	5.7895	9.0570	5.7510	10.2179	10.1130	3.3492	8.6095	5.9681	5.4970	6.4751	7.9939
	S	88.172	79.276	63.293	75.956	89.033	88.455	100.180	60.656	95.736	114.410	81.332	64.319	62.141	78.763	69.428
4	T	4.3123	6.5637	6.5011	5.8001	5.6999	8.9559	5.7256	10.1526	10.0597	3.3180	8.4742	6.0109	5.5737	6.6768	8.1212
	S	88.225	81.440	63.556	76.997	90.432	89.453	100.625	61.046	96.244	115.486	82.630	63.861	61.286	76.384	68.340
5	T	4.3002	6.7127	6.7509	5.7999	5.6934	9.1082	5.9042	10.0469	10.0873	3.3635	8.5681	5.9239	5.3873	6.4256	8.3225
	S	88.474	79.632	61.204	77.000	90.535	87.958	97.581	61.688	95.980	113.924	81.725	64.799	63.407	79.370	66.687
6	T	5.0338	8.8461					6.3830	10.3937	10.2913	3.4414	8.8093	6.1054	5.5428	6.4605	7.7912
	S	75.580	60.427					90.261	59.630	94.078	111.345	79.487	62.873	61.628	78.941	71.234
7	T	4.3149	6.7418	6.4214	5.8488	5.8059	8.9284	5.7897	9.9808	10.1042	3.4207	8.7525	5.9039	5.4165	6.3336	7.8552
	S	88.172	79.288	64.345	76.356	88.781	89.729	99.511	62.096	95.820	112.019	80.003	65.019	63.065	80.523	70.654
8	T	4.2525	6.4714	6.3599	5.9018	5.7895	8.9568	5.7271	10.1846	10.1891	3.3846	8.4427	5.8471	5.3713	6.3526	7.8813
	S	89.466	82.601	64.967	75.670	89.033	89.444	100.598	60.854	95.021	113.213	82.939	65.650	63.596	80.282	70.420
9	T	4.9480	8.6598	6.4277	5.7561	5.6966	9.0016	5.9519	10.7957	10.5985	3.6188	9.6120	6.1624	5.6957	6.7151	8.5380
	S	76.891	61.727	64.281	77.586	90.485	88.999	96.799	57.409	91.351	105.886	72.849	62.291	59.973	75.948	65.004

Event: MX-5 Cup at Mid-Ohio
Track: Mid-Ohio Sports Car Course
Report: Section Data Report
Session: Qualifications

Round 7 / 8
2.258 mile(s)
Battery Tender Global MX-5 Cup
July 28, 2018




Section Data for Car 27 - Wright(m), Mitch

Lap	T/Slap	PI to PO	PO to SF	SF to PI
1	T	106.8598		112.6168
	S	76.070		67.609
2	T	104.2455		
	S	77.977		
3	T	102.2866		
	S	79.471		
4	T	101.9457		
	S	79.737		
5	T	102.3946		102.6614
	S	79.387		74.836
6	T	396.4205	294.9269	100.9900
	S	20.505	3.045	75.392
7	T	101.6183		
	S	79.993		
8	T	101.1123		
	S	80.394		
9	T			106.8141
	S			71.926

Event: **MX-5 Cup at Mid-Ohio**
Track: **Mid-Ohio Sports Car Course**
Report: **Section Data Report**
Session: **Qualifications**

Round 7 / 8
2.258 mile(s)
Battery Tender Global MX-5 Cup
July 28, 2018



Section Data for Car 28 - Stout, Robert

Lap	T/S	I6 to I7A	I7A to I7	I7 to I8	I8 to SF	SF to I1	I1 to I2A	I2A to I2	I2 to I3A	I3A to I3	I3 to I4	I4 to I5A	I5A to I5B	I5B to I5	I5 to I6A	I6A to I6
1	T	4.2637	6.5842	6.4171	5.8753	5.6873	9.0377	5.8599	10.1228	9.9912	3.3229	8.7126	5.9739	5.6926	6.5227	7.7225
	S	89.231	81.186	64.388	76.012	90.633	88.644	98.318	61.225	96.903	115.315	80.369	64.257	60.006	78.188	71.868
2	T	4.2431	6.4296	6.6216	6.1446	5.7718	8.9057	5.7692	9.7020	12.3976	4.7878	10.8888	6.3524	5.9518	8.2143	9.7206
	S	89.664	83.138	62.399	72.680	89.306	89.958	99.864	63.881	78.094	80.033	64.307	60.428	57.393	62.087	57.095
3	T	6.0887	8.6304					6.3748	9.7961	9.9539	3.2666	8.7107	5.8907	5.3979	6.3209	7.6397
	S	62.485	61.938					90.377	63.267	97.267	117.303	80.387	65.164	63.282	80.685	72.647
4	T	4.1859	6.4704	6.3404	5.8132	5.6681	8.7244	5.5922	9.4639	9.9368	3.3151	8.3147	5.8277	5.2253	6.2829	7.4645
	S	90.890	82.614	65.167	76.824	90.940	91.827	103.025	65.488	97.434	115.587	84.216	65.869	65.372	81.173	74.352
5	T	4.2026	6.2479	6.2387	5.8050	5.6447	8.7773	5.6151	9.5439	9.9095	3.2888	8.2676	5.6968	5.2127	6.2753	7.5349
	S	90.528	85.556	66.229	76.932	91.317	91.274	102.605	64.939	97.702	116.511	84.695	67.382	65.531	81.271	73.657
6	T	4.1801	8.0568													
	S	91.016	66.347													

Event: MX-5 Cup at Mid-Ohio
Track: Mid-Ohio Sports Car Course
Report: Section Data Report
Session: Qualifications

Round 7 / 8
2.258 mile(s)
Battery Tender Global MX-5 Cup
July 28, 2018




Section Data for Car 28 - Stout, Robert

Lap	T/SLap	PI to PO	PO to SF	SF to PI
1	T	101.7864		106.2061
	S	79.861		71.690
2	T	111.9009		112.3516
	S	72.643		68.381
3	T	323.4136	224.2419	98.0920
	S	25.134	4.004	77.620
4	T	98.6255		
	S	82.421		
5	T	98.2608		107.1960
	S	82.727		71.670
6	T			
	S			

Event: **MX-5 Cup at Mid-Ohio**
Track: **Mid-Ohio Sports Car Course**
Report: **Section Data Report**
Session: **Qualifications**

Round 7 / 8
2.258 mile(s)
Battery Tender Global MX-5 Cup
July 28, 2018



Section Data for Car 31 - Leal, Brooks (R)

Lap	T/S	I6 to I7A	I7A to I7	I7 to I8	I8 to SF	SF to I1	I1 to I2A	I2A to I2	I2 to I3A	I3A to I3	I3 to I4	I4 to I5A	I5A to I5B	I5B to I5	I5 to I6A	I6A to I6
1	T	4.3731	7.2967	7.2368	6.0676	5.8883	9.6980	5.9451	10.2678	10.1932	3.3925	8.9501	6.2456	5.5058	6.4748	7.8661
	S	86.999	73.259	57.095	73.603	87.539	82.608	96.909	60.361	94.983	112.950	78.237	61.461	62.042	78.767	70.556
2	T	4.3105	7.0437	6.7590	5.9877	5.8025	9.4201	5.9557	10.4299	10.0406	3.3581	9.0134	6.0591	5.5201	6.4538	8.1638
	S	88.262	75.890	61.131	74.585	88.833	85.045	96.737	59.423	96.427	114.107	77.687	63.353	61.881	79.023	67.983
3	T	4.2597	6.7870	6.7653	5.8368	5.7030	9.0628	5.7727	10.0192	10.0360	3.3235	8.6696	6.0013	5.3028	6.3960	7.9165
	S	89.315	78.760	61.074	76.513	90.383	88.398	99.804	61.859	96.471	115.295	80.768	63.963	64.417	79.737	70.107
4	T	4.2557	7.4150	6.6286	5.8776	5.6708	9.1212	5.7861	9.8902	9.9676	3.2963	8.5801	5.9364	5.2836	6.3789	7.8061
	S	89.399	72.090	62.333	75.982	90.896	87.832	99.572	62.665	97.133	116.246	81.611	64.663	64.651	79.951	71.098
5	T	4.2232	6.5988	6.5302	5.9088	5.6797	8.9021	5.7427	10.1147	9.9987	3.3049	8.7784	5.9119	5.2629	6.3837	7.9261
	S	90.087	81.006	63.272	75.581	90.754	89.994	100.325	61.274	96.831	115.944	79.767	64.931	64.905	79.891	70.022
6	T	4.2457	6.5655	6.4355	5.8246	5.8677	9.5514	6.7940	10.8150	13.3284	4.7067	11.2725	6.7657	5.9291	7.6822	9.2494
	S	89.609	81.417	64.204	76.673	87.846	83.876	84.801	57.307	72.641	81.412	62.118	56.737	57.613	66.387	60.004
7	T	6.1965	8.7621					7.0030	9.9788	12.8135	4.4033	9.3015	5.9858	6.2304	7.2653	8.8385
	S	61.398	61.007					82.270	62.109	75.560	87.022	75.281	64.129	54.826	70.197	62.793
8	T	4.4543	6.5713	6.4213	5.8039	5.6308	8.8198	5.6679	9.9373	9.9945	3.3146	8.9148	6.0885	5.3294	6.3783	7.7451
	S	85.413	81.345	64.346	76.947	91.542	90.834	101.649	62.368	96.871	115.604	78.547	63.047	64.096	79.959	71.658
9	T	4.2331	6.4320	6.4268	5.7742	5.6574	8.8012	5.7048	9.7556	9.9981	3.3185	8.3192	5.8580	5.2226	6.3055	7.5910
	S	89.876	83.107	64.290	77.342	91.112	91.026	100.992	63.530	96.837	115.468	84.170	65.528	65.406	80.882	73.113
10	T	4.1989	6.5295													
	S	90.608	81.866													

Event: MX-5 Cup at Mid-Ohio
Track: Mid-Ohio Sports Car Course
Report: Section Data Report
Session: Qualifications

Round 7 / 8
2.258 mile(s)
Battery Tender Global MX-5 Cup
July 28, 2018



Section Data for Car 31 - Leal, Brooks (R)

Lap	T/SLap	PI to PO	PO to SF	SF to PI
1	T	105.4015		110.7353
	S	77.122		68.757
2	T	104.3180		
	S	77.923		
3	T	101.8522		
	S	79.810		
4	T	101.8942		
	S	79.777		
5	T	101.2668		
	S	80.271		
6	T	115.0334		116.2791
	S	70.665		66.071
7	T	335.1767	226.8944	107.2161
	S	24.252	3.958	71.014
8	T	101.0718		
	S	80.426		
9	T	99.3980		114.9274
	S	81.780		66.849
10	T			
	S			

Event: **MX-5 Cup at Mid-Ohio**
Track: **Mid-Ohio Sports Car Course**
Report: **Section Data Report**
Session: **Qualifications**

Round 7 / 8
2.258 mile(s)
Battery Tender Global MX-5 Cup
July 28, 2018



Section Data for Car 33 - Bachoura(m), Alex

Lap	T/S	I6 to I7A	I7A to I7	I7 to I8	I8 to SF	SF to I1	I1 to I2A	I2A to I2	I2 to I3A	I3A to I3	I3 to I4	I4 to I5A	I5A to I5B	I5B to I5	I5 to I6A	I6A to I6
1	T	4.4762	7.4172	6.7985	5.9325	5.7370	9.4357	5.8805	10.0091	10.0923	3.3511	8.8806	5.9971	5.3262	6.5248	7.9778
	S	84.995	72.068	60.775	75.279	89.847	84.905	97.974	61.921	95.933	114.345	78.849	64.008	64.134	78.163	69.568
2	T	4.3911	6.6249	6.4499	5.8230	5.6671	9.0817	5.7235	9.7171	10.0477	3.3226	8.4521	5.9678	5.3382	6.4659	7.8683
	S	86.642	80.687	64.060	76.694	90.956	88.214	100.662	63.782	96.359	115.326	82.847	64.322	63.990	78.875	70.536
3	T	4.2429	6.6357	6.5744	5.8369	5.6298	9.0127	5.6690	9.7282	10.1159	3.3096	8.8108	6.1213	5.6007	6.7378	7.8372
	S	89.669	80.556	62.847	76.512	91.558	88.890	101.629	63.709	95.709	115.779	79.474	62.709	60.991	75.692	70.816
4	T	4.2665	6.7362	6.5514	5.8749	5.6740	8.9675	5.7299	9.7211	10.0731	3.3370	8.9273	5.8917	5.5357	6.7489	8.3033
	S	89.173	79.354	63.068	76.017	90.845	89.338	100.549	63.755	96.116	114.828	78.437	65.153	61.707	75.568	66.841
5	T	4.2777	6.7930	6.9684	5.9539	5.6186	8.8838	5.6699	9.9561	9.8675	3.2421	8.7251	5.8508	5.4174	6.4910	8.2564
	S	88.939	78.691	59.294	75.008	91.741	90.179	101.613	62.251	98.118	118.189	80.254	65.609	63.054	78.570	67.221
6	T	4.2595	6.8076	6.6763	5.9589	5.9796	9.5788	6.4823	10.0236	12.1097	5.3001	10.9405	6.1984	5.5851	8.3904	10.3828
	S	89.319	78.522	61.888	74.945	86.202	83.636	88.878	61.831	79.951	72.297	64.003	61.929	61.161	60.784	53.454
7	T	5.7608	8.9648					6.1604	9.7508	10.0532	3.3145	8.4841	5.9477	5.4686	6.6005	8.2228
	S	66.042	59.627					93.523	63.561	96.306	115.608	82.534	64.540	62.464	77.267	67.495
8	T	4.3567	6.5866	6.3365	5.8433	5.6487	8.8861	5.6417	9.5625	10.0270	3.3220	8.3534	5.9133	5.2426	6.3344	7.7818
	S	87.326	81.157	65.207	76.428	91.252	90.156	102.121	64.813	96.557	115.347	83.825	64.915	65.157	80.513	71.320
9	T	4.2291	6.4827	6.3376	5.8107	5.6785	8.8076	5.6893	9.5877	10.0649	3.3451	8.3754	5.7502	5.4120	6.4312	7.7099
	S	89.961	82.457	65.195	76.857	90.773	90.960	101.267	64.642	96.194	114.550	83.605	66.757	63.117	79.301	71.985
10	T	4.1980	6.7599													
	S	90.628	79.076													

Event: MX-5 Cup at Mid-Ohio
Track: Mid-Ohio Sports Car Course
Report: Section Data Report
Session: Qualifications

Round 7 / 8
2.258 mile(s)
Battery Tender Global MX-5 Cup
July 28, 2018



Section Data for Car 33 - Bachoura(m), Alex

Lap	T/SLap	PI to PO	PO to SF	SF to PI
1	T	103.8366		114.8987
	S	78.285		66.266
2	T	100.9409		
	S	80.530		
3	T	101.8629		
	S	79.801		
4	T	102.3385		
	S	79.431		
5	T	101.9717		
	S	79.716		
6	T	114.6736		115.7860
	S	70.886		66.353
7	T	323.4808	223.1116	98.6776
	S	25.129	4.025	77.159
8	T	99.8366		
	S	81.421		
9	T	99.7119		112.5867
	S	81.523		68.238
10	T			
	S			

Event: MX-5 Cup at Mid-Ohio
 Track: Mid-Ohio Sports Car Course
 Report: Section Data Report
 Session: Qualifications

Round 7 / 8
 2.258 mile(s)
 Battery Tender Global MX-5 Cup
 July 28, 2018



Section Data for Car 34 - Bickers, Joey

Lap	T/S	I6 to I7A	I7A to I7	I7 to I8	I8 to SF	SF to I1	I1 to I2A	I2A to I2	I2 to I3A	I3A to I3	I3 to I4	I4 to I5A	I5A to I5B	I5B to I5	I5 to I6A	I6A to I6
1	T	4.2544	6.8308	6.6602	5.9291	5.6845	8.9882	5.7481	9.7024	9.9024	3.2831	8.6544	6.1226	5.6332	6.4782	7.7795
	S	89.426	78.255	62.037	75.322	90.677	89.132	100.231	63.878	97.772	116.713	80.910	62.696	60.639	78.726	71.341
2	T	4.2062	6.6313	6.4033	5.9641	5.9215	9.0750	5.9685	9.9262	12.5657	4.8300	11.0623	6.3053	5.7414	8.5052	9.7739
	S	90.451	80.609	64.526	74.880	87.048	88.279	96.530	62.438	77.050	79.334	63.299	60.880	59.496	59.963	56.784
3	T	6.2431	8.6818					6.1274	9.7514	9.8644	3.2453	8.7391	6.0649	5.2860	6.4706	7.6147
	S	60.940	61.571					94.026	63.557	98.149	118.073	80.126	63.293	64.622	78.818	72.885
4	T	4.1802	6.4257	6.3032	5.7191	5.5980	8.7210	5.6502	9.6907	9.9146	3.2765	8.2317	5.8879	5.2052	6.2716	7.5239
	S	91.013	83.189	65.551	78.088	92.078	91.863	101.967	63.955	97.652	116.949	85.065	65.195	65.625	81.319	73.765
5	T	4.1865	6.4469	6.1522	5.8070	5.5871	8.7311	5.5844	9.5202	9.8342	3.2343	8.3089	5.8505	5.1974	6.2532	7.5223
	S	90.877	82.915	67.160	76.906	92.258	91.757	103.169	65.101	98.450	118.474	84.274	65.612	65.723	81.558	73.781
6	T	4.1694	8.1629													
	S	91.249	65.485													

Event: MX-5 Cup at Mid-Ohio
Track: Mid-Ohio Sports Car Course
Report: Section Data Report
Session: Qualifications

Round 7 / 8
2.258 mile(s)
Battery Tender Global MX-5 Cup
July 28, 2018



Section Data for Car 34 - Bickers, Joey

Lap	T/SLap	PI to PO	PO to SF	SF to PI
1	T	101.6511		106.4792
	S	79.968		71.506
2	T	112.8799		114.0379
	S	72.013		67.370
3	T	322.4479	223.2084	97.5048
	S	25.219	4.023	78.087
4	T	98.5995		
	S	82.443		
5	T	98.2162		108.4330
	S	82.764		70.852
6	T			
	S			

Event: **MX-5 Cup at Mid-Ohio**
Track: **Mid-Ohio Sports Car Course**
Report: **Section Data Report**
Session: **Qualifications**

Round 7 / 8
2.258 mile(s)
Battery Tender Global MX-5 Cup
July 28, 2018



Section Data for Car 4 - Ortiz, Bryan

Lap	T/S	I6 to I7A	I7A to I7	I7 to I8	I8 to SF	SF to I1	I1 to I2A	I2A to I2	I2 to I3A	I3A to I3	I3 to I4	I4 to I5A	I5A to I5B	I5B to I5	I5 to I6A	I6A to I6
1	T	4.3956	7.5180	7.2191	5.8532	5.7807	9.8603	5.8865	10.0073	9.9072	3.2617	8.5421	5.9886	5.5162	6.8506	7.8617
	S	86.553	71.102	57.235	76.299	89.168	81.249	97.874	61.932	97.725	117.479	81.974	64.099	61.925	74.446	70.595
2	T	4.1949	6.9451	6.5494	5.7854	5.5989	8.9705	5.7028	9.8393	9.9363	3.2587	8.5032	6.0610	5.2135	6.2866	7.5928
	S	90.695	76.967	63.087	77.193	92.064	89.308	101.027	62.990	97.439	117.587	82.349	63.333	65.520	81.125	73.096
3	T	4.1757	6.5475	6.5593	5.8142	5.6075	9.0099	5.7901	9.9013	10.0330	3.2591	8.4797	5.9901	5.4432	6.5359	7.8624
	S	91.112	81.641	62.992	76.810	91.922	88.917	99.504	62.595	96.500	117.573	82.577	64.083	62.756	78.031	70.589
4	T	4.3293	6.3918	6.3548	5.7328	5.5754	8.8836	5.7113	9.9015	9.8697	3.2262	8.7869	6.0363	5.3796	6.7216	8.2754
	S	87.879	83.630	65.019	77.901	92.452	90.181	100.877	62.594	98.096	118.772	79.690	63.593	63.497	75.875	67.066
5	T	4.2925	6.8669	6.4823	5.9151	5.6229	8.8009	5.6680	10.0165	9.8585	3.2449	8.2909	5.8673	5.5881	6.4939	7.9101
	S	88.632	77.844	63.740	75.500	91.671	91.029	101.647	61.875	98.208	118.087	84.457	65.424	61.128	78.535	70.163
6	T	4.2176	6.6802	6.3527	5.8954	5.9143	9.3959	6.1627	10.1690	12.0870	5.0276	11.0348	6.2486	5.7610	8.3162	9.7025
	S	90.206	80.019	65.040	75.752	87.154	85.264	93.488	60.947	80.101	76.216	63.456	61.432	59.294	61.326	57.202
7	T	6.2389	8.6097					6.2599	9.7625	9.8280	3.2341	9.1786	6.6487	6.1399	6.7652	7.6084
	S	60.981	62.086					92.036	63.485	98.513	118.482	76.289	57.735	55.635	75.386	72.946
8	T	4.2198	6.3758	6.2160	5.7873	5.6400	8.8608	5.6253	9.6327	9.9782	3.3134	8.2547	5.8301	5.1351	6.2181	7.4747
	S	90.159	83.840	66.471	77.167	91.393	90.414	102.419	64.340	97.030	115.646	84.828	65.842	66.521	82.019	74.250
9	T	4.1808	6.3465	6.1648	5.8020	5.5959	8.7350	5.5830	9.4984	9.8923	3.2716	8.1680	5.7284	5.2755	6.2709	7.7277
	S	91.000	84.227	67.023	76.972	92.113	91.716	103.195	65.250	97.872	117.124	85.728	67.011	64.750	81.328	71.820
10	T	4.2638	6.9349													
	S	89.229	77.080													

Event: MX-5 Cup at Mid-Ohio
Track: Mid-Ohio Sports Car Course
Report: Section Data Report
Session: Qualifications

Round 7 / 8
2.258 mile(s)
Battery Tender Global MX-5 Cup
July 28, 2018




Section Data for Car 4 - Ortiz, Bryan

Lap	T/Slap	PI to PO	PO to SF	SF to PI
1	T	104.4488		109.2496
	S	77.826		69.692
2	T	100.4384		
	S	80.933		
3	T	101.0089		
	S	80.476		
4	T	101.1762		
	S	80.343		
5	T	100.9188		
	S	80.548		
6	T	112.9655		114.4004
	S	71.958		67.156
7	T	324.0833	222.6782	99.4232
	S	25.082	4.033	76.580
8	T	98.5620		
	S	82.474		
9	T	98.2408		107.8068
	S	82.744		71.264
10	T			
	S			

Event: **MX-5 Cup at Mid-Ohio**
Track: **Mid-Ohio Sports Car Course**
Report: **Section Data Report**
Session: **Qualifications**

Round 7 / 8
2.258 mile(s)
Battery Tender Global MX-5 Cup
July 28, 2018




Section Data for Car 44 - Allison, Austin (R)

Lap	T/S	I6 to I7A	I7A to I7	I7 to I8	I8 to SF	SF to I1	I1 to I2A	I2A to I2	I2 to I3A	I3A to I3	I3 to I4	I4 to I5A	I5A to I5B	I5B to I5	I5 to I6A	I6A to I6
1	T	4.5584	7.7058	7.1137	6.0737	5.7910	9.5095	5.8145	10.1704	10.0444	3.3220	8.8401	6.2302	5.3686	6.4435	7.8956
	S	83.462	69.369	58.083	73.529	89.010	84.246	99.086	60.939	96.390	115.347	79.210	61.613	63.628	79.150	70.292
2	T	4.2584	6.6916	6.7516	5.8465	5.6644	9.0872	5.7078	10.0369	10.0311	3.3131	8.5931	6.0664	5.3554	6.3705	7.7681
	S	89.342	79.883	61.198	76.386	90.999	88.161	100.938	61.749	96.518	115.657	81.487	63.277	63.784	80.057	71.446
3	T	4.2353	6.6631	6.5496	5.8136	5.6072	9.0344	5.6791	9.9790	9.9996	3.2984	8.7989	6.0026	5.8164	6.5640	8.1325
	S	89.829	80.225	63.085	76.818	91.927	88.676	101.449	62.108	96.822	116.172	79.581	63.950	58.729	77.697	68.245
4	T	4.2755	6.5850	6.4029	5.7382	5.5911	8.9572	5.6774	9.9657	9.9130	3.2620	8.4972	6.0028	5.3131	6.4932	8.1199
	S	88.985	81.176	64.530	77.828	92.192	89.440	101.479	62.191	97.668	117.468	82.407	63.947	64.292	78.544	68.351
5	T	4.3680	6.7962	6.7582	6.0328	5.5980	8.9349	5.6583	9.9395	9.8167	3.2002	8.8215	5.9069	5.3866	6.4884	8.4085
	S	87.100	78.654	61.138	74.027	92.078	89.664	101.821	62.355	98.626	119.737	79.377	64.986	63.415	78.602	66.005
6	T	4.3192	6.5417	6.8822	6.0076	5.9867	9.5328	6.6458	10.1171	12.0874	5.3175	10.8210	6.3015	5.6337	8.3222	10.4752
	S	88.084	81.714	60.036	74.338	86.100	84.040	86.692	61.260	80.098	72.061	64.710	60.916	60.633	61.282	52.982
7	T	5.7552	8.9834					6.3540	10.0813	10.0572	3.3432	8.4779	5.8724	5.2887	6.4218	7.6995
	S	66.106	59.504					90.673	61.477	96.268	114.615	82.594	65.367	64.589	79.417	72.083
8	T	4.2410	6.4799	6.4453	5.7454	5.5910	8.8326	5.6331	9.8288	9.9246	3.2828	8.4885	5.8994	5.2135	6.3324	7.5480
	S	89.709	82.493	64.106	77.730	92.194	90.702	102.277	63.057	97.554	116.724	82.491	65.068	65.520	80.538	73.529
9	T	4.1910	6.4653	6.3169	5.7731	5.6267	8.8031	5.6909	9.6517	9.9711	3.3133	8.3307	5.8826	5.2023	6.3058	7.6399
	S	90.779	82.679	65.409	77.357	91.609	91.006	101.238	64.214	97.099	115.650	84.054	65.254	65.662	80.878	72.645
10	T	4.2014	7.1465													
	S	90.554	74.798													

Event: MX-5 Cup at Mid-Ohio
Track: Mid-Ohio Sports Car Course
Report: Section Data Report
Session: Qualifications

Round 7 / 8
2.258 mile(s)
Battery Tender Global MX-5 Cup
July 28, 2018



Section Data for Car 44 - Allison, Austin (R)

Lap	T/SLap	PI to PO	PO to SF	SF to PI
1	T	104.8814		111.4823
	S	77.505		68.297
2	T	101.5421		
	S	80.053		
3	T	102.1737		
	S	79.559		
4	T	100.7942		
	S	80.647		
5	T	102.1147		
	S	79.605		
6	T	114.9916		116.5105
	S	70.690		65.940
7	T	324.0149	223.1609	98.4960
	S	25.088	4.024	77.301
8	T	99.4863		
	S	81.708		
9	T	99.1644		113.8007
	S	81.973		67.510
10	T			
	S			

Event: MX-5 Cup at Mid-Ohio
 Track: Mid-Ohio Sports Car Course
 Report: Section Data Report
 Session: Qualifications

Round 7 / 8
 2.258 mile(s)
 Battery Tender Global MX-5 Cup
 July 28, 2018




Section Data for Car 48 - Lee(m), Zach

Lap	T/S	I6 to I7A	I7A to I7	I7 to I8	I8 to SF	SF to I1	I1 to I2A	I2A to I2	I2 to I3A	I3A to I3	I3 to I4	I4 to I5A	I5A to I5B	I5B to I5	I5 to I6A	I6A to I6
1	T	4.3213	6.8484	6.5855	5.8908	5.6724	8.9263	5.7154	9.7421	9.9095	3.2643	8.3365	6.0806	5.6734	6.5562	7.9033
	S	88.042	78.054	62.741	75.812	90.871	89.750	100.804	63.618	97.702	117.386	83.995	63.129	60.209	77.789	70.224
2	T	4.3294	7.2954	6.5555	5.9229	6.0787	9.2770	6.4784	9.9727	12.1352	5.1035	11.1098	6.1186	5.5375	8.7752	9.8111
	S	87.877	73.272	63.028	75.401	84.797	86.357	88.932	62.147	79.783	75.082	63.028	62.737	61.687	58.118	56.569
3	T	6.2809	8.4503					6.1239	9.8034	10.0365	3.3272	8.3585	6.0669	5.5334	6.7780	7.7270
	S	60.573	63.258					94.080	63.220	96.466	115.166	83.774	63.272	61.733	75.243	71.826
4	T	4.2350	6.4178	6.2483	5.8254	5.6725	8.6996	5.6662	9.7739	9.9359	3.2761	8.3293	5.8508	5.2738	6.3981	7.7419
	S	89.836	83.291	66.127	76.663	90.869	92.089	101.679	63.411	97.443	116.963	84.068	65.609	64.771	79.711	71.688
5	T	4.2426	6.3253	6.3675	5.7408	5.6313	8.6320	5.6480	9.6937	9.9483	3.2932	8.2675	5.7755	5.2679	6.3643	7.5310
	S	89.675	84.509	64.889	77.792	91.534	92.810	102.007	63.936	97.321	116.355	84.696	66.464	64.844	80.135	73.695
6	T	4.2201	7.8007													
	S	90.153	68.525													

Event: MX-5 Cup at Mid-Ohio
Track: Mid-Ohio Sports Car Course
Report: Section Data Report
Session: Qualifications

Round 7 / 8
2.258 mile(s)
Battery Tender Global MX-5 Cup
July 28, 2018



Section Data for Car 48 - Lee(m), Zach

Lap	T/SLap	PI to PO	PO to SF	SF to PI
1	T	101.4260	106.4042	
	S	80.145	71.556	
2	T	114.5009		115.5225
	S	70.993		66.504
3	T	323.7903	223.5863	97.8057
	S	25.105	4.016	77.847
4	T	99.3446		
	S	81.824		
5	T	98.7289		111.9666
	S	82.335		68.616
6	T			
	S			

Event: **MX-5 Cup at Mid-Ohio**
Track: **Mid-Ohio Sports Car Course**
Report: **Section Data Report**
Session: **Qualifications**

Round 7 / 8
2.258 mile(s)
Battery Tender Global MX-5 Cup
July 28, 2018



Section Data for Car 53 - Jensen(m), Keith

Lap	T/S	I6 to I7A	I7A to I7	I7 to I8	I8 to SF	SF to I1	I1 to I2A	I2A to I2	I2 to I3A	I3A to I3	I3 to I4	I4 to I5A	I5A to I5B	I5B to I5	I5 to I6A	I6A to I6
1	T	4.5682	7.6520	7.2633	5.9335	5.8312	9.4627	5.9052	10.3241	9.9022	3.3200	8.9104	6.2265	5.7356	6.6786	7.9637
	S	83.283	69.857	56.886	75.266	88.396	84.663	97.564	60.032	97.774	115.416	78.585	61.650	59.556	76.363	69.691
2	T	4.2033	7.6320	6.8849	5.8414	5.5645	9.0377	5.7512	9.8929	9.8901	3.2589	8.6930	6.2009	5.4294	6.3879	7.9006
	S	90.513	70.040	60.013	76.453	92.633	88.644	100.177	62.648	97.894	117.580	80.551	61.905	62.915	79.838	70.248
3	T	4.2753	6.5494	6.6455	5.8188	5.5927	8.7015	5.6821	10.0885	9.8564	3.2590	8.8313	5.9087	5.4384	6.4684	7.8622
	S	88.989	81.617	62.175	76.750	92.166	92.069	101.395	61.434	98.229	117.577	79.289	64.966	62.811	78.845	70.591
4	T	4.2284	6.6282	6.6623	5.8122	5.5558	8.8838	5.7187	9.8786	9.7944	3.2232	8.5479	6.0328	5.3692	6.5188	7.9765
	S	89.976	80.647	62.018	76.837	92.778	90.179	100.746	62.739	98.851	118.882	81.918	63.629	63.620	78.235	69.579
5	T	4.1987	6.7848	6.6829	5.7234	5.8917	9.2247	6.3245	10.4892	10.0292	3.3296	8.3887	5.9245	5.4986	7.1532	8.0477
	S	90.612	78.786	61.827	78.029	87.488	86.847	91.096	59.087	96.536	115.083	83.473	64.793	62.123	71.297	68.964
6	T	4.2395	6.5557	6.5691	5.7845	5.9259	9.5083	7.1966	11.1385	10.9567	5.2152	10.9269	6.6463	6.1000	7.6562	9.8872
	S	89.740	81.539	62.898	77.205	86.983	84.257	80.057	55.642	88.364	73.474	64.083	57.756	55.999	66.613	56.133
7	T	5.5480	8.6321					6.1963	10.3740	10.0243	3.3235	8.6033	5.9537	5.4561	6.7241	7.7154
	S	68.575	61.925					92.981	59.743	96.583	115.295	81.391	64.475	62.607	75.847	71.934
8	T	4.2113	6.4605	6.5576	5.7957	5.5975	8.7017	5.6925	9.9746	9.9429	3.3098	8.2830	5.9335	5.4119	6.4178	7.7237
	S	90.341	82.741	63.008	77.056	92.087	92.067	101.210	62.135	97.374	115.772	84.538	64.694	63.118	79.466	71.857
9	T	4.3006	6.4331	6.6187	5.7930	5.6664	25.5274	9.5671	11.1955	10.2413	3.3894	8.5503	5.9331	5.3688	6.6945	7.7011
	S	88.465	83.093	62.426	77.091	90.967	31.383	60.221	55.359	94.537	113.053	81.895	64.699	63.625	76.182	72.068
10	T	4.2769	7.3018													
	S	88.956	73.207													

Event: MX-5 Cup at Mid-Ohio
Track: Mid-Ohio Sports Car Course
Report: Section Data Report
Session: Qualifications

Round 7 / 8
2.258 mile(s)
Battery Tender Global MX-5 Cup
July 28, 2018




Section Data for Car 53 - Jensen(m), Keith

Lap	T/SLap	PI to PO	PO to SF	SF to PI
1	T	105.6772		117.0114
	S	76.921		65.069
2	T	102.5687		
	S	79.252		
3	T	100.9782		
	S	80.501		
4	T	100.8308		
	S	80.618		
5	T	103.6914		
	S	78.394		
6	T	114.3066		115.7573
	S	71.114		66.369
7	T	324.2149	223.1617	99.4788
	S	25.072	4.024	76.538
8	T	100.0140		
	S	81.277		
9	T	122.9803		120.7250
	S	66.098		63.638
10	T			
	S			

Event: MX-5 Cup at Mid-Ohio
Track: Mid-Ohio Sports Car Course
Report: Section Data Report
Session: Qualifications

Round 7 / 8
2.258 mile(s)
Battery Tender Global MX-5 Cup
July 28, 2018



Section Data for Car 55 - Sahley(c), Ted

Lap	T/S	I6 to I7A	I7A to I7	I7 to I8	I8 to SF	SF to I1	I1 to I2A	I2A to I2	I2 to I3A	I3A to I3	I3 to I4	I4 to I5A	I5A to I5B	I5B to I5	I5 to I6A	I6A to I6
1	T	4.4956	7.2709	6.9364	5.9371	6.1870	9.9758	6.3539	10.3193	10.0643	3.3951	9.5513	6.2229	5.3727	6.8321	8.0939
	S	84.628	73.518	59.567	75.220	83.313	80.308	90.674	60.060	96.200	112.863	73.312	61.686	63.579	74.648	68.570
2	T	4.3121	6.8217	6.5565	5.7954	5.7461	9.2387	5.8159	9.8774	10.0571	3.3225	8.7559	6.2617	5.3446	6.5051	7.9265
	S	88.230	78.360	63.019	77.060	89.705	86.715	99.062	62.747	96.268	115.329	79.972	61.303	63.913	78.400	70.018
3	T	4.2906	6.6777	6.4801	5.8377	5.7438	9.0033	5.7897	9.8533	10.0670	3.3405	8.9926	6.1628	5.9336	7.5739	9.0961
	S	88.672	80.049	63.762	76.501	89.741	88.983	99.511	62.900	96.174	114.708	77.867	62.287	57.569	67.337	61.015
4	T	4.4294	6.5893	6.4327	5.7909	5.6646	8.9774	5.7202	9.7444	9.8854	3.2476	8.7483	5.9899	5.2610	6.5954	7.8946
	S	85.893	81.123	64.231	77.119	90.996	89.239	100.720	63.603	97.941	117.989	80.042	64.085	64.929	77.327	70.301
5	T	4.2526	6.9230	6.5216	5.8837	5.8359	9.1036	6.1754	10.7675	10.7865	3.4455	9.5557	6.6812	5.4372	7.7856	8.1923
	S	89.464	77.213	63.356	75.903	88.325	88.002	93.295	57.560	89.759	111.212	73.278	57.454	62.825	65.506	67.747
6	T	4.3495	7.0590	6.8824	6.2561	6.9515	11.4052	8.2015	11.0799	11.8241	4.0813	10.6439	7.1549	6.0562	7.4790	8.8979
	S	87.471	75.725	60.035	71.385	74.150	70.243	70.248	55.937	81.882	93.887	65.787	53.650	56.404	68.191	62.374
7	T	5.1686	8.3746					6.4756	10.0124	10.0618	3.3674	8.8399	6.1982	5.2574	6.5597	7.8303
	S	73.609	63.829					88.970	61.901	96.224	113.792	79.212	61.931	64.973	77.747	70.879
8	T	4.2776	6.8398	6.3885	5.8344	5.7714	9.0038	5.8430	9.6834	10.1254	3.3755	8.4571	6.0114	5.1912	6.3418	7.6725
	S	88.941	78.152	64.676	76.544	89.312	88.978	98.603	64.004	95.619	113.519	82.798	63.856	65.802	80.419	72.336
9	T	4.2412	6.5728	6.3147	5.7961	5.7772	8.9540	5.8104	9.8140	10.0991	3.3638	8.4750	5.9570	5.1986	6.3282	7.5944
	S	89.704	81.327	65.432	77.050	89.222	89.472	99.156	63.152	95.868	113.913	82.623	64.439	65.708	80.592	73.080
10	T	4.3277	7.7649													
	S	87.911	68.841													

Event: MX-5 Cup at Mid-Ohio
Track: Mid-Ohio Sports Car Course
Report: Section Data Report
Session: Qualifications

Round 7 / 8
2.258 mile(s)
Battery Tender Global MX-5 Cup
July 28, 2018



Section Data for Car 55 - Sahley(c), Ted

Lap	T/SLap	PI to PO	PO to SF	SF to PI
1	T	107.0083		114.6232
	S	75.964		66.425
2	T	102.3372		
	S	79.432		
3	T	104.8427		
	S	77.533		
4	T	100.9711		
	S	80.506		
5	T	107.3473		
	S	75.724		
6	T	118.3224		118.6726
	S	68.700		64.739
7	T	323.8773	220.9895	101.3309
	S	25.098	4.063	75.139
8	T	100.8168		
	S	80.629		
9	T	100.2965		108.0828
	S	81.048		71.082
10	T			
	S			

Event: **MX-5 Cup at Mid-Ohio**
Track: **Mid-Ohio Sports Car Course**
Report: **Section Data Report**
Session: **Qualifications**

Round 7 / 8
2.258 mile(s)
Battery Tender Global MX-5 Cup
July 28, 2018



Section Data for Car 56 - Wolenski(c), Alex (R)

Lap	T/S	I6 to I7A	I7A to I7	I7 to I8	I8 to SF	SF to I1	I1 to I2A	I2A to I2	I2 to I3A	I3A to I3	I3 to I4	I4 to I5A	I5A to I5B	I5B to I5	I5 to I6A	I6A to I6
1	T	4.7156	8.9254	7.9796	6.4833	6.2851	10.9489	6.2126	10.8489	10.4051	3.4363	9.8857	6.5370	5.7841	7.2021	8.3135
	S	80.680	59.890	51.780	68.883	82.012	73.170	92.737	57.128	93.049	111.510	70.832	58.722	59.057	70.813	66.759
2	T	4.4076	7.4548	6.8725	6.0540	5.9674	10.0279	6.0403	10.7183	10.1879	3.3612	9.5962	6.2832	5.6547	6.8701	8.1548
	S	86.318	71.705	60.121	73.768	86.378	79.891	95.382	57.824	95.033	114.001	72.969	61.094	60.408	74.235	68.058
3	T	4.3557	7.5889	6.6988	5.9629	5.9797	9.8464	5.9255	10.0080	10.2587	3.4268	9.1393	6.1538	5.6326	6.8400	8.1489
	S	87.346	70.438	61.680	74.895	86.201	81.363	97.230	61.928	94.377	111.819	76.617	62.378	60.645	74.561	68.107
4	T	4.3959	7.1222	6.6674	5.9629	5.9221	9.6218	5.8644	10.1593	10.3245	3.4567	9.1283	6.2326	5.4492	7.6235	8.1400
	S	86.548	75.053	61.970	74.895	87.039	83.263	98.243	61.005	93.775	110.852	76.709	61.590	62.686	66.898	68.182
5	T	4.4197	7.0651	6.5015	5.9379	5.8675	9.4249	5.8455	9.9188	10.2577	3.4256	9.2417	6.1839	5.6965	7.1590	8.5623
	S	86.082	75.660	63.552	75.210	87.849	85.002	98.561	62.485	94.386	111.858	75.768	62.075	59.965	71.239	64.819
6	T	4.5141	7.8916					6.4279	10.1364	10.2386	3.3934	9.0216	6.1381	5.4482	6.6421	7.9090
	S	84.281	67.736					89.631	61.143	94.562	112.920	77.617	62.538	62.698	76.783	70.173
7	T	4.3039	6.9513	6.4209	5.8863	5.7826	9.0534	5.7350	10.0319	10.2716	3.4068	8.7606	6.0175	5.7745	6.5998	7.9204
	S	88.398	76.899	64.350	75.870	89.139	88.490	100.460	61.780	94.258	112.476	79.929	63.791	59.155	77.275	70.072
8	T	4.3234	7.0688	6.5284	6.2263	5.9569	9.5264	5.8057	10.0239	10.1295	3.3227	8.7293	5.9785	5.4175	6.5241	7.7972
	S	87.999	75.620	63.290	71.727	86.531	84.096	99.236	61.830	95.580	115.322	80.216	64.207	63.053	78.172	71.179
9	T	4.2705	7.0824													
	S	89.089	75.475													

Event: MX-5 Cup at Mid-Ohio
Track: Mid-Ohio Sports Car Course
Report: Section Data Report
Session: Qualifications

Round 7 / 8
2.258 mile(s)
Battery Tender Global MX-5 Cup
July 28, 2018



Section Data for Car 56 - Wolenski(c), Alex (R)

Lap	T/SLap	PI to PO	PO to SF	SF to PI
1	T	113.9632		127.5057
	S	71.328		59.714
2	T	107.6509		
	S	75.511		
3	T	105.9660		
	S	76.711		
4	T	106.0708		
	S	76.636		
5	T	105.5076		103.0617
	S	77.045		74.545
6	T	366.3128	267.1197	101.2772
	S	22.191	3.362	75.178
7	T	102.9165		
	S	78.984		
8	T	103.3586		106.3225
	S	78.647		72.259
9	T			
	S			

Event: MX-5 Cup at Mid-Ohio
Track: Mid-Ohio Sports Car Course
Report: Section Data Report
Session: Qualifications

Round 7 / 8
2.258 mile(s)
Battery Tender Global MX-5 Cup
July 28, 2018



Section Data for Car 69 - Dinan, Michael

Lap	T/S	I6 to I7A	I7A to I7	I7 to I8	I8 to SF	SF to I1	I1 to I2A	I2A to I2	I2 to I3A	I3A to I3	I3 to I4	I4 to I5A	I5A to I5B	I5B to I5	I5 to I6A	I6A to I6
1	T	5.2977	8.7708	7.7126	6.3725	6.1449	10.6937	6.3094	11.0571	10.3016	3.4161	9.7599	6.6974	5.7899	6.9814	8.6944
	S	71.815	60.946	53.572	70.081	83.883	74.917	91.314	56.052	93.984	112.169	71.745	57.315	58.998	73.051	63.834
2	T	4.4048	7.4080	7.0151	6.0594	5.9342	9.9118	5.9313	10.1876	10.9266	3.8308	9.8579	6.3082	5.4262	6.4590	8.1239
	S	86.373	72.158	58.899	73.702	86.862	80.827	97.135	60.836	88.608	100.027	71.032	60.852	62.952	78.960	68.317
3	T	4.2535			6.8727	6.1551	9.7125	5.8791	9.8309	10.0853	3.3620	8.7965	6.0887	5.5187	6.3930	8.2734
	S	89.445			64.980	83.744	82.485	97.997	63.043	95.999	113.974	79.603	63.045	61.897	79.775	67.082
4	T	4.3090	6.8563	6.4382	5.8848	5.7320	9.3872	5.7801	9.7559	9.9733	3.3346	8.4521	6.1436	5.5023	6.3558	7.9286
	S	88.293	77.964	64.177	75.889	89.926	85.343	99.676	63.528	97.077	114.911	82.847	62.482	62.081	80.242	70.000
5	T	4.2488	6.8854	6.3821	5.8342	5.6447	9.1087	5.7393	9.6212	9.9510	3.3241	10.7870	7.3632	6.5357	9.0531	10.2556
	S	89.544	77.635	64.741	76.547	91.317	87.953	100.384	64.417	97.295	115.274	64.914	52.133	52.265	56.334	54.117
6	T	6.2010	9.6809					6.3602	10.6306	9.9821	3.3051	9.0123	6.2476	5.6652	6.3948	7.9538
	S	61.354	55.217					90.585	58.301	96.992	115.937	77.697	61.442	60.296	79.752	69.778
7	T	4.2428	6.7742	6.4248	5.8946	5.6331	9.0289	5.7100	10.1368	9.8509	3.2453	8.3784	6.2214	6.0107	6.5905	8.5402
	S	89.671	78.909	64.310	75.763	91.505	88.730	100.900	61.141	98.284	118.073	83.575	61.701	56.830	77.384	64.987
8	T	4.3142	6.5418	6.2578	5.7314	5.6222	8.9514	5.6582	10.1123	9.7684	3.2049	8.3281	5.9291	5.6931	6.5496	7.6531
	S	88.187	81.712	66.027	77.920	91.682	89.498	101.823	61.289	99.114	119.561	84.080	64.742	60.001	77.867	72.520
9	T	4.1787	6.5543													
	S	91.046	81.556													

Event: MX-5 Cup at Mid-Ohio
Track: Mid-Ohio Sports Car Course
Report: Section Data Report
Session: Qualifications

Round 7 / 8
2.258 mile(s)
Battery Tender Global MX-5 Cup
July 28, 2018



Section Data for Car 69 - Dinan, Michael

Lap	T/Slap	PI to PO	PO to SF	SF to PI
1	T	113.9994		124.3186
	S	71.306		61.245
2	T	107.7848		
	S	75.417		
3	T	117.7104		
	S	69.058		
4	T	101.8338		
	S	79.824		
5	T	110.7341		112.9007
	S	73.408		68.049
6	T	358.9001	254.7000	102.0194
	S	22.649	3.526	74.632
7	T	102.6826		
	S	79.164		
8	T	100.3156		102.2765
	S	81.032		75.117
9	T			
	S			

Event: **MX-5 Cup at Mid-Ohio**
Track: **Mid-Ohio Sports Car Course**
Report: **Section Data Report**
Session: **Qualifications**

Round 7 / 8
2.258 mile(s)
Battery Tender Global MX-5 Cup
July 28, 2018



Section Data for Car 7 - Kashima(m), Racer (R)

Lap	T/S	I6 to I7A	I7A to I7	I7 to I8	I8 to SF	SF to I1	I1 to I2A	I2A to I2	I2 to I3A	I3A to I3	I3 to I4	I4 to I5A	I5A to I5B	I5B to I5	I5 to I6A	I6A to I6
1	T	4.4729	7.6706	7.2119	6.0525	5.9828	9.9095	6.0897	10.8209	10.2506	3.3752	9.2528	6.4036	5.7200	6.7068	8.7442
	S	85.058	69.688	57.292	73.786	86.156	80.845	94.608	57.276	94.451	113.529	75.677	59.945	59.719	76.042	63.471
2	T	4.4313	7.3412	7.0540	5.9646	5.9516	9.6834	6.0872	10.9395	10.1005	3.3087	9.1049	6.1519	5.6179	6.5963	8.3208
	S	85.856	72.814	58.574	74.874	86.608	82.733	94.647	56.655	95.855	115.810	76.907	62.398	60.804	77.316	66.700
3	T	4.3042	7.0246	6.6599	5.9926	5.8287	9.4162	5.9410	10.2547	10.0733	3.3339	9.0991	6.2049	5.5577	6.5593	8.3417
	S	88.391	76.096	62.040	74.524	88.434	85.081	96.976	60.438	96.114	114.935	76.956	61.865	61.463	77.752	66.533
4	T	4.3321	7.0354	6.7551	5.8997	5.7278	9.2496	5.9006	10.0587	10.0879	3.3379	8.9607	6.1355	5.5425	6.5631	8.7083
	S	87.822	75.979	61.166	75.697	89.992	86.613	97.640	61.616	95.975	114.797	78.144	62.564	61.631	77.707	63.732
5	T	4.4036	7.2218	6.7076	5.8372	5.7125	9.5654	6.0366	10.2234	10.0712	3.3418	8.7093	6.1055	5.5798	6.3968	8.1861
	S	86.396	74.018	61.599	76.508	90.233	83.754	95.441	60.623	96.134	114.663	80.400	62.872	61.219	79.727	67.798
6	T	4.5726	8.6662					6.3519	10.5083	10.1628	3.3691	8.9403	6.1900	5.6927	6.5015	8.4491
	S	83.203	61.682					90.703	58.979	95.267	113.734	78.323	62.014	60.005	78.443	65.687
7	T	4.4077	6.9860	6.4950	5.7817	5.7550	9.2152	5.7450	9.9015	9.9881	3.3095	8.6026	5.9962	5.4983	6.4624	8.1768
	S	86.316	76.517	63.615	77.242	89.566	86.936	100.285	62.594	96.934	115.782	81.397	64.018	62.127	78.918	67.875
8	T	4.3321	6.7858	6.3772	5.9133	5.8214	9.4744	5.8101	9.8801	9.9776	3.3232	8.5453	5.8935	5.5123	6.3894	7.9654
	S	87.822	78.774	64.790	75.523	88.545	84.558	99.161	62.729	97.036	115.305	81.943	65.133	61.969	79.820	69.676
9	T	4.3050	7.8297													
	S	88.375	68.272													

Event: MX-5 Cup at Mid-Ohio
Track: Mid-Ohio Sports Car Course
Report: Section Data Report
Session: Qualifications

Round 7 / 8
2.258 mile(s)
Battery Tender Global MX-5 Cup
July 28, 2018



Section Data for Car 7 - Kashima(m), Racer (R)

Lap	T/SLap	PI to PO	PO to SF	SF to PI
1	T	108.6640		111.7615
	S	74.807		68.126
2	T	106.6538		
	S	76.217		
3	T	104.5918		
	S	77.719		
4	T	104.2949		
	S	77.941		
5	T	104.0986		103.7701
	S	78.088		74.036
6	T	392.5664	290.2063	102.1888
	S	20.707	3.094	74.508
7	T	102.3210		
	S	79.444		
8	T	102.0011		102.2129
	S	79.693		75.164
9	T			
	S			

Event: **MX-5 Cup at Mid-Ohio**
Track: **Mid-Ohio Sports Car Course**
Report: **Section Data Report**
Session: **Qualifications**

Round 7 / 8
2.258 mile(s)
Battery Tender Global MX-5 Cup
July 28, 2018




Section Data for Car 70 - Leverone(m), Nick

Lap	T/S	I6 to I7A	I7A to I7	I7 to I8	I8 to SF	SF to I1	I1 to I2A	I2A to I2	I2 to I3A	I3A to I3	I3 to I4	I4 to I5A	I5A to I5B	I5B to I5	I5 to I6A	I6A to I6
1	T	4.4912	7.6122	6.9426	5.8508	5.8301	9.5537	6.0280	10.3417	9.9527	3.3068	9.6078	6.4902	5.6904	7.2164	8.7005
	S	84.711	70.222	59.514	76.330	88.413	83.856	95.577	59.929	97.278	115.877	72.881	59.145	60.029	70.672	63.789
2	T	4.3009	7.0033	6.9635	5.9220	5.6657	9.2249	5.8874	10.1885	10.1178	3.3555	8.6068	6.0097	5.3856	6.4039	7.7413
	S	88.459	76.328	59.335	75.412	90.978	86.845	97.859	60.831	95.691	114.195	81.357	63.874	63.427	79.639	71.693
3	T	4.2314	6.6306	6.4288	5.9078	5.7009	8.9641	5.8698	10.0773	10.0017	3.3272	8.5585	5.9323	5.3161	6.3530	7.6953
	S	89.912	80.618	64.270	75.593	90.416	89.372	98.153	61.502	96.802	115.166	81.817	64.707	64.256	80.277	72.122
4	T	4.2120	6.6877	6.5056	5.7619	5.6531	8.8124	5.7981	9.9483	10.0271	3.3215	8.4661	5.8503	5.3161	6.3851	7.8455
	S	90.326	79.930	63.512	77.508	91.181	90.910	99.366	62.299	96.557	115.364	82.710	65.614	64.256	79.873	70.741
5	T	4.2278	6.5684	6.5417	5.7554	5.6302	8.7535	5.7130	9.8205	9.8887	3.2949	8.4318	5.8059	5.2779	6.4431	7.7435
	S	89.989	81.381	63.161	77.595	91.552	91.522	100.847	63.110	97.908	116.295	83.046	66.116	64.721	79.154	71.673
6	T	4.2083	7.3383					6.7892	10.4294	10.2450	3.3855	9.6031	6.1450	5.3609	6.5043	7.8004
	S	90.406	72.843					84.861	59.426	94.503	113.183	72.917	62.468	63.719	78.410	71.150
7	T	4.2303	6.5815	6.5027	5.7926	5.6482	8.6803	5.7331	9.7871	9.9039	3.2904	8.3222	5.7523	5.2769	6.3673	7.6064
	S	89.936	81.219	63.540	77.097	91.260	92.294	100.493	63.325	97.758	116.454	84.140	66.732	64.733	80.097	72.965
8	T	4.1443	6.8198	6.5151	5.7477	5.5623	8.8552	5.7346	9.8424	9.7965	3.2164	8.4840	6.1014	5.6369	6.7701	7.6974
	S	91.802	78.381	63.419	77.699	92.669	90.471	100.467	62.970	98.829	119.134	82.535	62.914	60.599	75.331	72.102
9	T	4.3243	7.7198													
	S	87.981	69.243													

Event: MX-5 Cup at Mid-Ohio
Track: Mid-Ohio Sports Car Course
Report: Section Data Report
Session: Qualifications

Round 7 / 8
2.258 mile(s)
Battery Tender Global MX-5 Cup
July 28, 2018



Section Data for Car 70 - Leverone(m), Nick

Lap	T/SLap	PI to PO	PO to SF	SF to PI
1	T	107.6151		119.5921
	S	75.536		63.665
2	T	102.7768		
	S	79.092		
3	T	100.9948		
	S	80.487		
4	T	100.5908		
	S	80.811		
5	T	99.8963		98.7259
	S	81.372		77.819
6	T	385.2766	284.0639	102.3969
	S	21.099	3.161	74.356
7	T	99.4752		
	S	81.717		
8	T	100.9241		99.2221
	S	80.544		77.430
9	T			
	S			

Event: **MX-5 Cup at Mid-Ohio**
Track: **Mid-Ohio Sports Car Course**
Report: **Section Data Report**
Session: **Qualifications**

Round 7 / 8
2.258 mile(s)
Battery Tender Global MX-5 Cup
July 28, 2018



Section Data for Car 73 - Belluardo(c), Charlie (R)

Lap	T/S	I6 to I7A	I7A to I7	I7 to I8	I8 to SF	SF to I1	I1 to I2A	I2A to I2	I2 to I3A	I3A to I3	I3 to I4	I4 to I5A	I5A to I5B	I5B to I5	I5 to I6A	I6A to I6
1	T	4.7037	7.9903	7.1582	6.3555	6.2916	10.5523	6.1311	10.2605	10.1952	3.4155	8.6818	6.3045	5.4788	6.5298	8.0873
	S	80.884	66.899	57.721	70.268	81.927	75.921	93.969	60.404	94.964	112.189	80.655	60.887	62.348	78.103	68.626
2	T	4.3603	7.0242	6.7936	5.9632	5.9450	9.7069	5.8846	9.8558	10.1749	3.3787	8.6135	5.9890	5.3499	6.3963	8.0717
	S	87.254	76.101	60.819	74.891	86.704	82.533	97.906	62.884	95.154	113.411	81.294	64.095	63.850	79.734	68.759
3	T	4.3382	6.9317	6.4831	5.8239	5.8613	9.4262	5.8501	9.6661	10.2175	3.3778	8.7319	5.9830	5.4370	6.3832	7.8870
	S	87.699	77.116	63.732	76.682	87.942	84.990	98.483	64.118	94.757	113.441	80.192	64.159	62.827	79.897	70.369
4	T	4.3190	6.7030	6.4708	5.9882	5.8878	9.2346	5.8077	9.6162	10.1342	3.3893	8.5916	5.8282	5.4296	6.4101	7.8142
	S	88.089	79.747	63.853	74.578	87.546	86.754	99.202	64.451	95.536	113.056	81.501	65.863	62.913	79.562	71.025
5	T	4.3020	6.6796	6.3411	5.9052	5.8125	9.1106	5.7462	9.6990	10.0795	3.3541	8.5414	5.8764	5.4377	6.4341	8.2004
	S	88.437	80.027	65.159	75.627	88.680	87.935	100.264	63.901	96.055	114.243	81.980	65.323	62.819	79.265	67.680
6	T	4.3569	7.1124					6.3887	9.8890	10.0633	3.3284	8.5615	6.2991	5.4988	6.5626	7.8884
	S	87.322	75.157					90.181	62.673	96.209	115.125	81.788	60.939	62.121	77.713	70.356
7	T	4.2914	6.6971	6.2537	5.9753	5.8443	9.0589	5.7156	9.8474	9.9786	3.3069	8.3361	5.8003	5.5322	6.6889	7.8568
	S	88.655	79.817	66.070	74.739	88.198	88.436	100.801	62.938	97.026	115.873	83.999	66.180	61.746	76.246	70.639
8	T	4.2613	6.7412	6.5175	6.0644	5.8084	8.9915	5.7816	9.7436	10.0760	3.3523	8.3472	5.7629	5.3153	6.2969	7.8706
	S	89.281	79.295	63.396	73.641	88.743	89.099	99.650	63.608	96.088	114.304	83.888	66.609	64.266	80.992	70.516
9	T	4.3013	7.4530													
	S	88.451	71.722													

Event: MX-5 Cup at Mid-Ohio
Track: Mid-Ohio Sports Car Course
Report: Section Data Report
Session: Qualifications

Round 7 / 8
2.258 mile(s)
Battery Tender Global MX-5 Cup
July 28, 2018



Section Data for Car 73 - Belluardo(c), Charlie (R)

Lap	T/SLap	PI to PO	PO to SF	SF to PI
1	T	108.1361		113.5772
	S	75.172		67.037
2	T	103.5076		
	S	78.533		
3	T	102.3980		
	S	79.384		
4	T	101.6245		
	S	79.989		
5	T	101.5198		98.2822
	S	80.071		78.170
6	T	384.8407	287.4468	100.6211
	S	21.123	3.124	75.669
7	T	101.1835		
	S	80.337		
8	T	100.9307		97.2732
	S	80.538		78.981
9	T			
	S			

Event: **MX-5 Cup at Mid-Ohio**
Track: **Mid-Ohio Sports Car Course**
Report: **Section Data Report**
Session: **Qualifications**

Round 7 / 8
2.258 mile(s)
Battery Tender Global MX-5 Cup
July 28, 2018



Section Data for Car 76 - Hall, Ryan (R)

Lap	T/S	I6 to I7A	I7A to I7	I7 to I8	I8 to SF	SF to I1	I1 to I2A	I2A to I2	I2 to I3A	I3A to I3	I3 to I4	I4 to I5A	I5A to I5B	I5B to I5	I5 to I6A	I6A to I6
1	T	4.4097	7.0453	6.9689	6.0221	5.8699	9.4930	6.2013	10.3254	10.1829	3.3653	8.8876	6.2958	5.4991	6.6500	7.9231
	S	86.277	75.873	59.289	74.159	87.813	84.392	92.906	60.024	95.079	113.863	78.787	60.971	62.118	76.692	70.048
2	T	4.2815	6.7904	6.7370	5.9064	5.7698	9.3970	5.8322	10.0996	10.2225	3.3435	8.7854	6.1976	5.3852	6.5735	7.9018
	S	88.860	78.721	61.330	75.611	89.337	85.254	98.785	61.366	94.711	114.605	79.704	61.937	63.431	77.584	70.237
3	T	4.3223	6.6843	6.6223	5.9233	5.7732	8.9854	5.7783	9.9309	10.2142	3.4113	8.7004	6.0345	5.3231	6.4983	7.8668
	S	88.021	79.970	62.392	75.396	89.284	89.160	99.707	62.409	94.788	112.327	80.482	63.612	64.171	78.482	70.550
4	T	4.3264	6.6217	6.4705	5.9192	5.7973	9.0756	5.7229	9.9414	10.1248	3.3329	8.8899	5.8900	5.2668	6.4389	7.8361
	S	87.938	80.726	63.856	75.448	88.913	88.274	100.672	62.343	95.625	114.969	78.767	65.172	64.857	79.206	70.826
5	T	4.2540	6.4785	6.5167	5.8425	5.6761	8.8274	5.6666	9.7680	10.0713	3.3553	8.5818	5.9453	5.2713	6.4079	7.7676
	S	89.435	82.511	63.404	76.438	90.811	90.756	101.672	63.449	96.133	114.202	81.594	64.566	64.802	79.589	71.451
6	T	4.3121	6.4964	6.4276	5.9150	5.8092	9.5352	6.2462	11.0103	12.1819	4.5956	10.9248	6.6373	5.8687	8.3686	9.6535
	S	88.230	82.283	64.282	75.501	88.731	84.019	92.238	56.290	79.477	83.380	64.095	57.834	58.206	60.942	57.492
7	T	5.4823	8.5891					6.7520	10.1870	10.0894	3.3570	9.0132	6.0954	5.2873	6.5782	7.7846
	S	69.397	62.235					85.328	60.840	95.960	114.144	77.689	62.976	64.606	77.529	71.295
8	T	4.2859	6.4361	6.3314	5.8442	5.6596	8.7649	5.6367	9.6859	10.0594	3.3445	8.3357	5.9294	5.2139	6.3606	7.7572
	S	88.769	83.054	65.259	76.416	91.076	91.403	102.212	63.987	96.246	114.571	84.003	64.739	65.515	80.181	71.546
9	T	4.4795	6.7988	6.3896	5.8904	5.6706	8.7315	5.6374	9.6630	10.0122	3.3147	8.3444	5.9073	5.2975	6.9309	7.9134
	S	84.932	78.624	64.665	75.817	90.899	91.752	102.199	64.139	96.700	115.601	83.916	64.981	64.482	73.584	70.134
10	T	4.8015	8.5798													
	S	79.237	62.303													

Event: MX-5 Cup at Mid-Ohio
Track: Mid-Ohio Sports Car Course
Report: Section Data Report
Session: Qualifications

Round 7 / 8
2.258 mile(s)
Battery Tender Global MX-5 Cup
July 28, 2018



Section Data for Car 76 - Hall, Ryan (R)

Lap	T/SLap	PI to PO	PO to SF	SF to PI
1	T	105.1394		109.9972
	S	77.314		69.219
2	T	103.2234		
	S	78.750		
3	T	102.0686		
	S	79.641		
4	T	101.6544		
	S	79.965		
5	T	100.4303		
	S	80.940		
6	T	113.9824		114.2284
	S	71.316		67.258
7	T	326.9429	225.9890	100.4544
	S	24.863	3.973	75.794
8	T	99.6454		
	S	81.577		
9	T	100.9812		108.6760
	S	80.498		70.694
10	T			
	S			

Event: **MX-5 Cup at Mid-Ohio**
Track: **Mid-Ohio Sports Car Course**
Report: **Section Data Report**
Session: **Qualifications**

Round 7 / 8
2.258 mile(s)
Battery Tender Global MX-5 Cup
July 28, 2018



Section Data for Car 77 - Oxner, Luke

Lap	T/S	I6 to I7A	I7A to I7	I7 to I8	I8 to SF	SF to I1	I1 to I2A	I2A to I2	I2 to I3A	I3A to I3	I3 to I4	I4 to I5A	I5A to I5B	I5B to I5	I5 to I6A	I6A to I6
1	T	4.3165	6.8109	6.6554	5.8453	5.7296	9.2914	5.7846	9.9239	9.9183	3.2816	8.6536	6.3231	5.3749	6.3789	7.7998
	S	88.140	78.484	62.082	76.402	89.963	86.223	99.598	62.453	97.616	116.767	80.917	60.708	63.553	79.951	71.156
2	T	4.2149	6.6035	6.5441	5.7897	5.6550	8.9769	5.6873	9.7924	10.0968	3.3145	8.4424	6.0062	5.3526	6.3045	7.6949
	S	90.264	80.949	63.138	77.135	91.150	89.244	101.302	63.291	95.890	115.608	82.942	63.911	63.818	80.895	72.126
3	T	4.1695	6.4356	6.4273	5.8152	5.7275	8.8525	5.7173	9.7532	10.1851	3.4176	8.4120	5.9118	5.3497	6.2904	7.7329
	S	91.247	83.061	64.285	76.797	89.996	90.498	100.771	63.546	95.059	112.120	83.241	64.932	63.852	81.076	71.771
4	T	4.2483	6.5679					7.8738	10.1588	10.1389	4.1778	9.9396	6.0773	5.8413	10.5127	7.9339
	S	89.555	81.388					73.171	61.008	95.492	91.719	70.448	63.164	58.479	48.513	69.953
5	T	4.2084	6.5114	6.3411	5.7954	5.6374	8.8352	5.6997	9.6835	10.1084	3.3813	8.2912	5.8720	5.3757	6.2679	7.6754
	S	90.404	82.094	65.159	77.060	91.435	90.676	101.082	64.003	95.780	113.324	84.454	65.372	63.544	81.367	72.309
6	T	4.3224	8.5160					6.2779	10.0256	10.1145	3.3715	8.4396	6.0663	5.6540	7.1977	7.6904
	S	88.019	62.770					91.772	61.819	95.722	113.653	82.969	63.278	60.416	70.856	72.168
7	T	4.2059	6.4652	6.3240	5.7503	5.7037	8.8574	5.8283	9.9357	9.9650	3.3593	8.4290	5.8195	5.3208	6.2587	7.5594
	S	90.457	82.680	65.336	77.664	90.372	90.448	98.852	62.378	97.158	114.066	83.074	65.962	64.199	81.487	73.419
8	T	4.2123	6.3604	6.1965	5.8213	5.7183	8.6652	5.6770	9.6360	10.1241	3.3923	8.2304	5.7941	5.3022	6.3169	7.6039
	S	90.320	84.043	66.680	76.717	90.141	92.454	101.486	64.318	95.631	112.956	85.078	66.251	64.424	80.736	72.989
9	T	4.7836	7.7556	6.2736	5.8224	5.7505	9.8750	6.2117	9.9666	10.5309	3.5348	9.1999	5.8672	5.7791	6.9838	8.5669
	S	79.533	68.924	65.860	76.702	89.636	81.128	92.750	62.185	91.937	108.403	76.112	65.425	59.108	73.026	64.784

Event: MX-5 Cup at Mid-Ohio
Track: Mid-Ohio Sports Car Course
Report: Section Data Report
Session: Qualifications

Round 7 / 8
2.258 mile(s)
Battery Tender Global MX-5 Cup
July 28, 2018




Section Data for Car 77 - Oxner, Luke

Lap	T/Slap	PI to PO	PO to SF	SF to PI
1	T	102.0878		108.9095
	S	79.626		69.910
2	T	100.4757		
	S	80.903		
3	T	100.1976		95.7000
	S	81.128		80.279
4	T	146.9260	43.4213	108.0110
	S	55.326	20.680	70.492
5	T	99.6840		100.6547
	S	81.546		76.328
6	T	391.8214	291.1148	99.6250
	S	20.746	3.085	76.425
7	T	99.7822		
	S	81.465		
8	T	99.0509		
	S	82.067		
9	T			104.2499
	S			73.695

Event: **MX-5 Cup at Mid-Ohio**
Track: **Mid-Ohio Sports Car Course**
Report: **Section Data Report**
Session: **Qualifications**

Round 7 / 8
2.258 mile(s)
Battery Tender Global MX-5 Cup
July 28, 2018




Section Data for Car 8 - Sparks, Nathaniel

Lap	T/S	I6 to I7A	I7A to I7	I7 to I8	I8 to SF	SF to I1	I1 to I2A	I2A to I2	I2 to I3A	I3A to I3	I3 to I4	I4 to I5A	I5A to I5B	I5B to I5	I5 to I6A	I6A to I6
1	T	4.2521	6.8903	6.7251	5.8554	5.6081	9.5536	5.8011	9.9998	10.0102	3.3269	8.4958	6.1748	5.3763	6.4107	7.8011
	S	89.475	77.579	61.439	76.270	91.913	83.857	99.315	61.979	96.720	115.177	82.420	62.166	63.536	79.554	71.144
2	T	4.1701	6.4937	6.2468	5.8264	5.6012	8.9382	5.6448	9.6881	9.8294	3.2422	8.4234	6.0897	5.3272	6.2687	7.6815
	S	91.234	82.318	66.143	76.650	92.026	89.631	102.065	63.973	98.499	118.186	83.129	63.035	64.122	81.357	72.252
3	T	4.1804	6.6696	6.3924	5.7390	5.5377	8.7279	5.5792	9.6533	9.8342	3.2457	8.2616	6.0133	5.1676	6.2128	7.8424
	S	91.009	80.147	64.636	77.817	93.081	91.790	103.265	64.203	98.450	118.058	84.757	63.836	66.102	82.089	70.769
4	T	4.1481	6.8297	6.4169	5.7349	5.5963	8.9613	5.7727	10.0419	9.9179	3.2437	8.3055	5.9737	5.2124	6.4782	7.7033
	S	91.718	78.268	64.390	77.872	92.106	89.400	99.804	61.719	97.620	118.131	84.309	64.259	65.534	78.726	72.047
5	T	4.1570	6.3567	6.3732	5.7531	5.5265	8.7362	5.5576	9.6127	9.7887	3.2355	8.2331	5.8914	5.2153	6.2361	7.5865
	S	91.521	84.092	64.831	77.626	93.270	91.703	103.666	64.474	98.908	118.430	85.050	65.157	65.498	81.782	73.156
6	T	4.1704	6.2419	6.2672	5.7716	5.6301	9.2094	6.4255	10.8587	11.0495	4.0791	10.2433	6.4661	5.8560	7.3368	8.6495
	S	91.227	85.638	65.928	77.377	91.553	86.991	89.664	57.076	87.622	93.938	68.360	59.366	58.332	69.513	64.166
7	T	4.9686	7.8149					6.4861	10.1061	10.1158	3.3606	8.3570	5.9900	5.1880	6.2740	7.6375
	S	76.572	68.401					88.826	61.327	95.710	114.022	83.789	64.084	65.843	81.288	72.668
8	T	4.1545	6.3284	6.2323	5.7785	5.5135	8.7475	5.5985	9.6770	9.7606	3.2007	8.1900	5.9399	5.1916	6.1844	7.7008
	S	91.576	84.468	66.297	77.285	93.490	91.585	102.909	64.046	99.193	119.718	85.498	64.625	65.797	82.466	72.070
9	T	4.1330	6.8340	6.5175	6.0974	5.9579	9.5200	5.9685	9.8273	9.8584	3.2608	8.2398	5.8902	5.2187	6.3339	7.5245
	S	92.053	78.219	63.396	73.243	86.516	84.153	96.530	63.066	98.209	117.512	84.981	65.170	65.455	80.519	73.759
10	T	4.1337	7.4786													
	S	92.037	71.477													

Event: MX-5 Cup at Mid-Ohio
Track: Mid-Ohio Sports Car Course
Report: Section Data Report
Session: Qualifications

Round 7 / 8
2.258 mile(s)
Battery Tender Global MX-5 Cup
July 28, 2018



Section Data for Car 8 - Sparks, Nathaniel

Lap	T/SLap	PI to PO	PO to SF	SF to PI
1	T	102.2813		113.3621
	S	79.475		67.164
2	T	99.4714		
	S	81.720		
3	T	99.0571		
	S	82.062		
4	T	100.3365		
	S	81.015		
5	T	98.2596		
	S	82.728		
6	T	108.2551		108.5417
	S	75.089		70.781
7	T	332.5123	233.1712	99.0971
	S	74.447	3.851	76.832
8	T	98.1982		
	S	82.780		
9	T	101.1819		101.6438
	S	80.338		75.585
10	T			
	S			

Event: **MX-5 Cup at Mid-Ohio**
Track: **Mid-Ohio Sports Car Course**
Report: **Section Data Report**
Session: **Qualifications**

Round 7 / 8
2.258 mile(s)
Battery Tender Global MX-5 Cup
July 28, 2018



Section Data for Car 82 - Faulkner(c), Nigel (R)

Lap	T/S	I6 to I7A	I7A to I7	I7 to I8	I8 to SF	SF to I1	I1 to I2A	I2A to I2	I2 to I3A	I3A to I3	I3 to I4	I4 to I5A	I5A to I5B	I5B to I5	I5 to I6A	I6A to I6
1	T	4.7621	9.0976	7.9447	6.6862	6.6344	11.1670	6.2133	11.5158	10.4712	3.3921	10.1241	6.8882	6.0874	7.9049	8.9730
	S	79.892	58.757	52.007	66.793	77.694	71.741	92.726	53.819	92.461	112.963	69.164	55.728	56.114	64.517	61.852
2	T	4.4461	7.4148	7.1027	5.9931	5.9437	10.0383	5.9557	10.4282	10.2320	3.3668	8.8576	6.3824	5.6954	6.8577	8.2588
	S	85.570	72.092	58.173	74.518	86.723	79.808	96.737	59.432	94.623	113.812	79.054	60.144	59.977	74.369	67.201
3	T	4.2956	7.4437	6.7780	6.1170	5.9572	9.5994	5.8846	10.3772	10.1127	3.3506	8.8501	6.3034	5.7511	6.8849	8.6889
	S	88.568	71.812	60.959	73.008	86.526	83.457	97.906	59.724	95.739	114.362	79.121	60.898	59.396	74.075	63.875
4	T	4.3322	7.0144	6.8091	5.8805	5.9643	9.4339	5.8132	10.2425	10.0525	3.3388	8.6472	6.2657	5.6798	6.7801	8.0757
	S	87.820	76.207	60.681	75.944	86.423	84.921	99.108	60.510	96.313	114.766	80.977	61.264	60.141	75.220	68.725
5	T	4.3090	6.9353	6.8149	5.8649	5.7595	9.3756	5.7610	10.0565	10.0798	3.6801	11.2152	6.9471	6.0493	8.3019	9.9891
	S	88.293	77.076	60.629	76.146	89.496	85.449	100.006	61.629	96.052	104.123	62.436	55.255	56.468	61.432	55.561
6	T	5.4166	9.2827					6.2450	10.8545	10.1876	3.3750	8.8606	6.2239	5.6905	6.5708	8.1012
	S	70.239	57.585					92.256	57.098	95.035	113.535	79.027	61.676	60.028	77.616	68.508
7	T	4.3091	7.7141	6.7085	5.8289	5.6856	9.0614	5.6972	9.8305	9.9257	3.2930	8.7523	6.2040	5.4782	6.4315	7.8144
	S	88.291	69.295	61.591	76.617	90.660	88.412	101.126	63.046	97.543	116.363	80.005	61.874	62.355	79.297	71.023
8	T	4.2942	7.1692	6.4624	5.8568	5.6282	9.0746	5.8172	10.2280	9.9605	3.2848	8.7437	6.1722	6.0365	6.8557	8.3177
	S	88.597	74.561	63.936	76.252	91.584	88.283	99.040	60.596	97.202	116.653	80.084	62.192	56.588	74.391	66.725
9	T	4.3738	7.0334													
	S	86.985	76.001													

Event: MX-5 Cup at Mid-Ohio
Track: Mid-Ohio Sports Car Course
Report: Section Data Report
Session: Qualifications

Round 7 / 8
2.258 mile(s)
Battery Tender Global MX-5 Cup
July 28, 2018



Section Data for Car 82 - Faulkner(c), Nigel (R)

Lap	T/Slap	PI to PO	PO to SF	SF to PI
1	T	117.8620		129.3043
	S	68.969		58.883
2	T	106.9733		
	S	75.989		
3	T	106.3944		
	S	76.403		
4	T	104.3299		
	S	77.914		
5	T	111.1392		112.1165
	S	73.141		68.525
6	T	361.6965	258.2325	103.1232
	S	22.474	3.477	73.833
7	T	102.7344		
	S	79.124		
8	T	103.9017		107.9296
	S	78.235		71.183
9	T			
	S			

Event: **MX-5 Cup at Mid-Ohio**
Track: **Mid-Ohio Sports Car Course**
Report: **Section Data Report**
Session: **Qualifications**

Round 7 / 8
2.258 mile(s)
Battery Tender Global MX-5 Cup
July 28, 2018



Section Data for Car 84 - Lamb(m), Todd

Lap	T/S	I6 to I7A	I7A to I7	I7 to I8	I8 to SF	SF to I1	I1 to I2A	I2A to I2	I2 to I3A	I3A to I3	I3 to I4	I4 to I5A	I5A to I5B	I5B to I5	I5 to I6A	I6A to I6
1	T	4.3445	6.8725	6.5809	5.7819	5.8162	9.7370	5.8947	9.9380	9.9956	3.2964	8.4509	5.9114	5.6269	7.5254	7.8135
	S	87.572	77.780	62.785	77.239	88.624	82.278	97.738	62.364	96.861	116.243	82.858	64.936	60.707	67.770	71.031
2	T	4.2602	6.5598	6.5464	5.7340	5.6480	8.8336	5.7000	9.9806	9.9283	3.4010	8.9337	5.8687	5.3387	6.5132	7.7054
	S	89.304	81.488	63.116	77.885	91.263	90.692	101.077	62.098	97.517	112.667	78.380	65.409	63.984	78.303	72.027
3	T	4.2174	6.4128	6.4757	5.7803	5.5898	8.8175	5.6912	9.7856	9.8035	3.2004	8.3459	5.8735	5.2722	6.3867	7.5750
	S	90.211	83.356	63.805	77.261	92.213	90.858	101.233	63.335	98.759	119.729	83.901	65.355	64.791	79.853	73.267
4	T	4.1968	6.4942	6.3936	5.7448	5.5862	8.8255	5.6668	9.7331	9.8859	3.2377	8.2679	5.7090	5.2281	6.3908	7.6294
	S	90.653	82.311	64.624	77.738	92.273	90.775	101.669	63.677	97.936	118.350	84.692	67.238	65.337	79.802	72.745
5	T	4.1367	6.5295	6.4946	5.7496	5.5443	8.5929	5.6133	9.9000	9.9456	3.2657	8.3771	5.8867	5.2215	6.5362	7.7877
	S	91.971	81.866	63.619	77.673	92.970	93.232	102.638	62.603	97.348	117.335	83.588	65.209	65.420	78.027	71.266
6	T	4.2396	6.3452	6.4049	5.7307	6.0501	9.4260	6.7710	11.1563	13.2762	4.6494	11.4097	6.7647	5.8475	7.6209	8.9924
	S	89.738	84.244	64.510	77.930	85.198	84.992	85.089	55.554	72.926	82.415	61.371	56.745	58.417	66.921	61.719
7	T	6.3364	8.6231					6.6078	9.8940	10.0866	3.3412	8.3954	5.7121	5.1347	6.7912	7.6890
	S	60.043	61.990					87.190	62.641	95.987	114.684	83.406	67.202	66.526	75.097	72.181
8	T	4.2605	6.3017	6.2649	5.7462	5.5881	8.5751	5.5859	9.6244	9.8845	3.2652	8.2577	5.7772	5.1572	6.3025	7.6845
	S	89.298	84.826	65.952	77.719	92.241	93.426	103.141	64.396	97.949	117.353	84.797	66.445	66.236	80.920	72.223
9	T	4.1827	6.2669	6.2996	5.7626	5.5679	8.6782	5.5462	9.7511	9.7130	3.1775	8.7249	6.1109	5.6337	6.5130	7.5320
	S	90.959	85.297	65.589	77.498	92.576	92.316	103.879	63.559	99.679	120.592	80.256	62.816	60.633	78.305	73.686
10	T	4.1870	7.0888													
	S	90.866	75.407													

Event: MX-5 Cup at Mid-Ohio
Track: Mid-Ohio Sports Car Course
Report: Section Data Report
Session: Qualifications

Round 7 / 8
2.258 mile(s)
Battery Tender Global MX-5 Cup
July 28, 2018




Section Data for Car 84 - Lamb(m), Todd

Lap	T/SLap	PI to PO	PO to SF	SF to PI
1	T	103.5858		112.3438
	S	78.474		67.773
2	T	100.9516		
	S	80.522		
3	T	99.2275		
	S	81.921		
4	T	98.9898		
	S	82.118		
5	T	99.5814		
	S	81.630		
6	T	114.6846		115.9715
	S	70.880		66.247
7	T	326.8582	227.3041	98.1201
	S	74.869	3.950	77.597
8	T	98.2756		
	S	82.714		
9	T	99.4602		104.2024
	S	81.729		73.729
10	T			
	S			

Event: **MX-5 Cup at Mid-Ohio**
Track: **Mid-Ohio Sports Car Course**
Report: **Section Data Report**
Session: **Qualifications**

Round 7 / 8
2.258 mile(s)
Battery Tender Global MX-5 Cup
July 28, 2018



Section Data for Car 87 - Rollan, Selin (R)

Lap	T/S	I6 to I7A	I7A to I7	I7 to I8	I8 to SF	SF to I1	I1 to I2A	I2A to I2	I2 to I3A	I3A to I3	I3 to I4	I4 to I5A	I5A to I5B	I5B to I5	I5 to I6A	I6A to I6
1	T	4.4500	7.2213	6.8690	5.9918	5.8050	9.2865	6.0792	10.1871	10.3431	3.4564	9.2692	6.4026	5.6175	6.4821	7.7307
	S	85.495	74.023	60.152	74.534	88.795	86.269	94.772	60.839	93.607	110.862	75.543	59.954	60.808	78.678	71.792
2	T	4.2401	6.5809	6.5229	5.8101	5.6238	8.7044	5.7312	9.8126	10.0576	3.3359	8.4629	5.9641	5.2519	6.3507	7.6939
	S	89.728	81.227	63.343	76.865	91.656	92.038	100.526	63.161	96.264	114.866	82.741	64.362	65.041	80.306	72.135
3	T	4.2559	6.4919	6.4195	5.7967	5.6010	8.7132	5.6904	9.6497	9.9329	3.2744	8.4747	5.9321	5.2677	6.3542	7.8588
	S	89.395	82.340	64.364	77.042	92.029	91.945	101.247	64.227	97.472	117.024	82.626	64.710	64.846	80.262	70.621
4	T	4.2341	6.6964	6.3838	5.7988	5.5659	8.8499	5.7393	9.6196	10.0633	3.3612	8.3124	5.9293	5.1470	6.2600	7.6117
	S	89.855	79.826	64.723	77.014	92.609	90.525	100.384	64.428	96.209	114.001	84.239	64.740	66.367	81.470	72.914
5	T	4.2558	6.6959	6.4157	5.8337	5.6580	8.6984	5.6736	9.6145	10.0501	3.3592	8.3889	5.8895	5.3702	6.3766	7.6660
	S	89.397	79.832	64.402	76.554	91.102	92.102	101.547	64.462	96.336	114.069	83.471	65.178	63.609	79.980	72.398
6	T	4.1963	6.3189	6.3366	5.7830	5.5813	8.8679	6.4889	10.9181	11.2528	4.1654	9.9151	6.5112	5.7764	7.4479	8.7050
	S	90.664	84.595	65.206	77.225	92.354	90.341	88.788	56.766	86.039	91.992	70.622	58.954	59.136	68.476	63.756
7	T	5.0308	7.9207					6.4151	9.9041	10.0158	3.3060	8.3500	6.0066	5.3449	6.3384	7.7782
	S	75.625	67.487					89.809	62.577	96.665	115.905	83.860	63.907	63.910	80.462	71.353
8	T	4.2320	6.4348	6.2469	5.7909	5.5883	8.5324	5.5795	9.6146	9.8660	3.2418	8.2241	5.9889	5.3168	6.4764	7.7548
	S	89.899	83.071	66.142	77.119	92.238	93.893	103.259	64.462	98.133	118.200	85.143	64.096	64.247	78.747	71.569
9	T	4.2176	6.6250	6.2847	5.8005	5.6256	8.8000	5.7215	9.7645	9.9993	3.3107	8.2876	5.8234	5.2124	6.2752	7.5880
	S	90.206	80.686	65.744	76.992	91.627	91.038	100.697	63.472	96.825	115.740	84.491	65.917	65.534	81.272	73.142
10	T	4.2348	7.4504													
	S	89.840	71.747													

Event: MX-5 Cup at Mid-Ohio
Track: Mid-Ohio Sports Car Course
Report: Section Data Report
Session: Qualifications

Round 7 / 8
2.258 mile(s)
Battery Tender Global MX-5 Cup
July 28, 2018




Section Data for Car 87 - Rollan, Selin (R)

Lap	T/SLap	PI to PO	PO to SF	SF to PI
1	T	105.1915		112.5197
	S	77.276		67.667
2	T	100.1430		
	S	81.172		
3	T	99.7131		
	S	81.522		
4	T	99.5727		
	S	81.637		
5	T	99.9461		
	S	81.332		
6	T	108.2648		109.0699
	S	75.083		70.439
7	T	332.8080	233.1637	98.9090
	S	24.425	3.851	76.978
8	T	98.8882		
	S	82.202		
9	T	99.3360		99.5996
	S	81.831		77.136
10	T			
	S			

Event: MX-5 Cup at Mid-Ohio
 Track: Mid-Ohio Sports Car Course
 Report: Section Data Report
 Session: Qualifications

Round 7 / 8
 2.258 mile(s)
 Battery Tender Global MX-5 Cup
 July 28, 2018



Section Data for Car 9 - Schmidt, Jesse

Lap	T/S	I6 to I7A	I7A to I7	I7 to I8	I8 to SF	SF to I1	I1 to I2A	I2A to I2	I2 to I3A	I3A to I3	I3 to I4	I4 to I5A	I5A to I5B	I5B to I5	I5 to I6A	I6A to I6
1	T	4.3392	7.2290	6.9127	5.8132	5.7405	9.4769	5.9950	10.5811	9.9722	3.2708	9.7588	6.9893	6.0075	7.5186	7.8942
	S	87.678	73.945	59.771	76.824	89.793	84.536	96.103	58.574	97.088	117.152	71.753	54.922	56.861	67.832	70.305
2	T	4.2311	6.7086	6.5852	5.7482	5.7665	9.6802	5.9830	10.2929	9.8774	3.2837	9.0195	6.0308	5.2771	6.4412	7.7138
	S	89.919	79.681	62.744	77.692	89.388	82.760	96.296	60.214	98.020	116.692	77.635	63.651	64.731	79.178	71.949
3	T	4.1824	6.8060	6.4320	5.7674	5.6248	8.9743	5.7451	9.8195	9.9191	3.2724	8.5326	5.9749	5.1919	6.4057	7.7008
	S	90.966	78.540	64.238	77.434	91.640	89.270	100.283	63.117	97.608	117.095	82.065	64.246	65.793	79.617	72.070
4	T	4.1857	6.6310	6.4525	5.7323	5.6012	8.9159	5.7225	10.0518	9.9129	3.2517	8.7096	5.9770	5.1897	6.2547	7.7910
	S	90.894	80.613	64.034	77.908	92.026	89.855	100.679	61.658	97.669	117.840	80.397	64.223	65.821	81.539	71.236
5	T	4.1896	6.6672	6.4128	5.7289	5.5959	8.7773	5.7450	9.9656	9.8643	3.2464	8.5970	5.9073	5.4728	6.7731	8.0937
	S	90.809	80.175	64.431	77.954	92.113	91.274	100.285	62.191	98.150	118.033	81.450	64.981	62.416	75.298	68.572
6	T	4.5640	7.4005					6.7939	10.3111	10.0271	3.4362	9.6738	6.1578	5.3576	6.6728	7.9210
	S	83.360	72.231					84.802	60.107	96.557	111.513	72.384	62.338	63.758	76.430	70.067
7	T	4.2117	6.6506	6.3518	5.7282	5.6233	8.8139	5.6705	9.7156	9.8521	3.2467	8.4958	5.9349	5.1235	6.2609	7.6529
	S	90.333	80.376	65.050	77.964	91.664	90.895	101.602	63.792	98.272	118.022	82.420	64.679	66.671	81.458	72.522
8	T	4.2388	6.6950	6.5043	5.7325	5.6545	9.0804	5.7451	10.2758	9.9103	3.2270	8.6321	5.9284	5.4853	6.5686	7.7842
	S	89.755	79.842	63.524	77.905	91.158	88.227	100.283	60.314	97.695	118.742	81.119	64.750	62.274	77.642	71.298
9	T	4.2168	7.5926													
	S	90.224	70.403													

Event: MX-5 Cup at Mid-Ohio
Track: Mid-Ohio Sports Car Course
Report: Section Data Report
Session: Qualifications

Round 7 / 8
2.258 mile(s)
Battery Tender Global MX-5 Cup
July 28, 2018



Section Data for Car 9 - Schmidt, Jesse

Lap	T/SLap	PI to PO	PO to SF	SF to PI
1	T	107.4990		118.2483
	S	75.617		64.389
2	T	102.6392		
	S	79.198		
3	T	100.3489		
	S	81.005		
4	T	100.3795		
	S	80.981		
5	T	101.0369		100.1282
	S	80.454		76.729
6	T	384.4027	283.8425	101.4127
	S	21.147	3.164	75.078
7	T	99.3324		
	S	81.834		
8	T	101.4623		100.0161
	S	80.116		76.815
9	T			
	S			

Event: **MX-5 Cup at Mid-Ohio**
Track: **Mid-Ohio Sports Car Course**
Report: **Section Data Report**
Session: **Qualifications**

Round 7 / 8
2.258 mile(s)
Battery Tender Global MX-5 Cup
July 28, 2018



Section Data for Car 95 - Bernacki, Thomas (R)

Lap	T/S	I6 to I7A	I7A to I7	I7 to I8	I8 to SF	SF to I1	I1 to I2A	I2A to I2	I2 to I3A	I3A to I3	I3 to I4	I4 to I5A	I5A to I5B	I5B to I5	I5 to I6A	I6A to I6
1	T	4.3687	7.4586	7.1490	5.9904	5.6961	9.5302	5.9506	9.9894	9.9193	3.2716	8.6884	6.0870	5.6010	6.7518	7.9677
	S	87.086	71.668	57.796	74.551	90.493	84.063	96.820	62.043	97.606	117.124	80.593	63.063	60.987	75.535	69.656
2	T	4.2043	7.0246	6.3821	5.8006	5.6766	8.9794	5.7398	9.7902	9.9303	3.2740	8.3506	5.9664	5.2762	6.3620	7.6720
	S	90.492	76.096	64.741	76.990	90.803	89.219	100.376	63.305	97.498	117.038	83.854	64.338	64.742	80.163	72.341
3	T	4.1947	6.6401	6.5538	5.8157	5.6240	9.0445	5.6840	10.0111	9.8316	3.2417	8.5540	5.9391	5.3515	6.6077	7.8206
	S	90.699	80.503	63.045	76.791	91.653	88.577	101.361	61.909	98.477	118.204	81.860	64.633	63.831	77.183	70.966
4	T	4.2596	6.5542	6.3562	5.7663	5.5994	8.9127	5.7894	9.8210	9.9162	3.2358	8.3600	5.8496	5.6796	6.8371	8.2458
	S	89.317	81.558	65.005	77.448	92.055	89.887	99.516	63.107	97.636	118.420	83.759	65.622	60.143	74.593	67.307
5	T	4.2772	6.8307	6.5714	5.8589	5.6721	8.9894	5.7244	9.9658	10.1451	3.3206	8.4336	5.8611	5.5223	6.4340	7.8965
	S	88.949	78.256	62.876	76.224	90.875	89.120	100.646	62.190	95.433	115.395	83.028	65.493	61.857	79.266	70.284
6	T	4.1781	6.9548	6.2934	5.8803	5.9660	9.3363	6.2361	10.1474	12.1063	5.1395	11.0049	6.2126	5.7266	8.4109	9.6189
	S	91.059	76.860	65.653	75.947	86.399	85.809	92.387	61.077	79.973	74.556	63.629	61.788	59.650	60.636	57.699
7	T	6.2378	8.6742					6.1048	9.7486	9.8709	3.2536	9.1913	6.5319	6.0264	6.7889	7.6690
	S	60.992	61.625					94.374	63.576	98.084	117.772	76.184	58.768	56.682	75.123	72.369
8	T	4.2082	6.4728	6.2454	5.7701	5.6252	8.7961	5.6623	9.5679	9.9127	3.2648	8.2981	5.9282	5.1761	6.2663	7.5022
	S	90.408	82.583	66.158	77.397	91.633	91.079	101.750	64.776	97.671	117.368	84.384	64.752	65.994	81.388	73.978
9	T	4.1539	6.3507	6.2343	5.7611	5.6129	8.7848	5.5978	9.5976	9.8837	3.2644	8.2658	5.7665	5.1936	6.2615	7.4979
	S	91.590	84.171	66.276	77.518	91.834	91.196	102.922	64.576	97.957	117.382	84.714	66.568	65.772	81.450	74.021
10	T	4.3589	8.1109													
	S	87.282	65.905													

Event: MX-5 Cup at Mid-Ohio
Track: Mid-Ohio Sports Car Course
Report: Section Data Report
Session: Qualifications

Round 7 / 8
2.258 mile(s)
Battery Tender Global MX-5 Cup
July 28, 2018




Section Data for Car 95 - Bernacki, Thomas (R)

Lap	T/SLap	PI to PO	PO to SF	SF to PI
1	T	104.4198		110.3061
	S	77.847		69.025
2	T	100.4291		
	S	80.941		
3	T	100.9141		
	S	80.552		
4	T	101.1829		
	S	80.338		
5	T	101.5031		
	S	80.084		
6	T	113.2121		115.0171
	S	71.802		66.796
7	T	324.0105	222.5020	99.0934
	S	25.088	4.036	76.835
8	T	98.6964		
	S	82.362		
9	T	98.2265		111.0885
	S	82.756		69.159
10	T			
	S			

Event: MX-5 Cup at Mid-Ohio
Track: Mid-Ohio Sports Car Course
Report: Section Data Report
Session: Qualifications

Round 7 / 8
2.258 mile(s)
Battery Tender Global MX-5 Cup
July 28, 2018



Section Data for Car 97 - Henderson, Brian

Lap	T/S	I6 to I7A	I7A to I7	I7 to I8	I8 to SF	SF to I1	I1 to I2A	I2A to I2	I2 to I3A	I3A to I3	I3 to I4	I4 to I5A	I5A to I5B	I5B to I5	I5 to I6A	I6A to I6
1	T	4.3247	6.9216	6.8193	5.8828	5.6987	9.1719	5.7843	9.7764	9.9908	3.3396	8.5264	6.0509	5.3349	6.4387	7.7414
	S	87.972	77.229	60.590	75.915	90.451	87.347	99.603	63.395	96.907	114.739	82.125	63.439	64.029	79.209	71.692
2	T	4.2346	6.5087	6.4054	5.8309	5.6689	8.9164	5.6875	9.8221	10.0091	3.3385	8.4710	5.8688	5.2437	6.3309	7.7066
	S	89.844	82.128	64.505	76.590	90.927	89.850	101.299	63.100	96.730	114.777	82.662	65.408	65.143	80.557	72.016
3	T	4.4436	6.7288	6.4619	5.8765	5.6763	9.0041	5.6863	9.9278	9.9405	3.3016	8.4034	5.8430	5.3307	6.6229	7.8982
	S	85.619	79.441	63.941	75.996	90.808	88.975	101.320	62.428	97.398	116.059	83.327	65.696	64.080	77.006	70.269
4	T	4.2619	6.6048	6.3947	5.7963	5.6442	8.9510	5.8918	10.0133	9.9932	3.3663	8.9856	6.1944	5.3708	10.3134	222.1232
	S	89.269	80.933	64.613	77.048	91.325	89.502	97.786	61.895	96.884	113.829	77.928	61.969	63.601	49.450	2.499
5	T	14.8119	21.5313													
	S	25.686	24.826													

Event: MX-5 Cup at Mid-Ohio
Track: Mid-Ohio Sports Car Course
Report: Section Data Report
Session: Qualifications

Round 7 / 8
2.258 mile(s)
Battery Tender Global MX-5 Cup
July 28, 2018




Section Data for Car 97 - Henderson, Brian

Lap	T/SLap	PO to SF	SF to PI
1	T	101.8024	110.9535
	S	79.849	68.622
2	T	100.0431	
	S	81.253	
3	T	101.1456	
	S	80.367	
4	T	319.9049	359.5805
	S	25.410	21.366
5	T		
	S		

Event: MX-5 Cup at Mid-Ohio
Track: Mid-Ohio Sports Car Course
Report: Section Data Report
Session: Qualifications

Round 7 / 8
2.258 mile(s)
Battery Tender Global MX-5 Cup
July 28, 2018

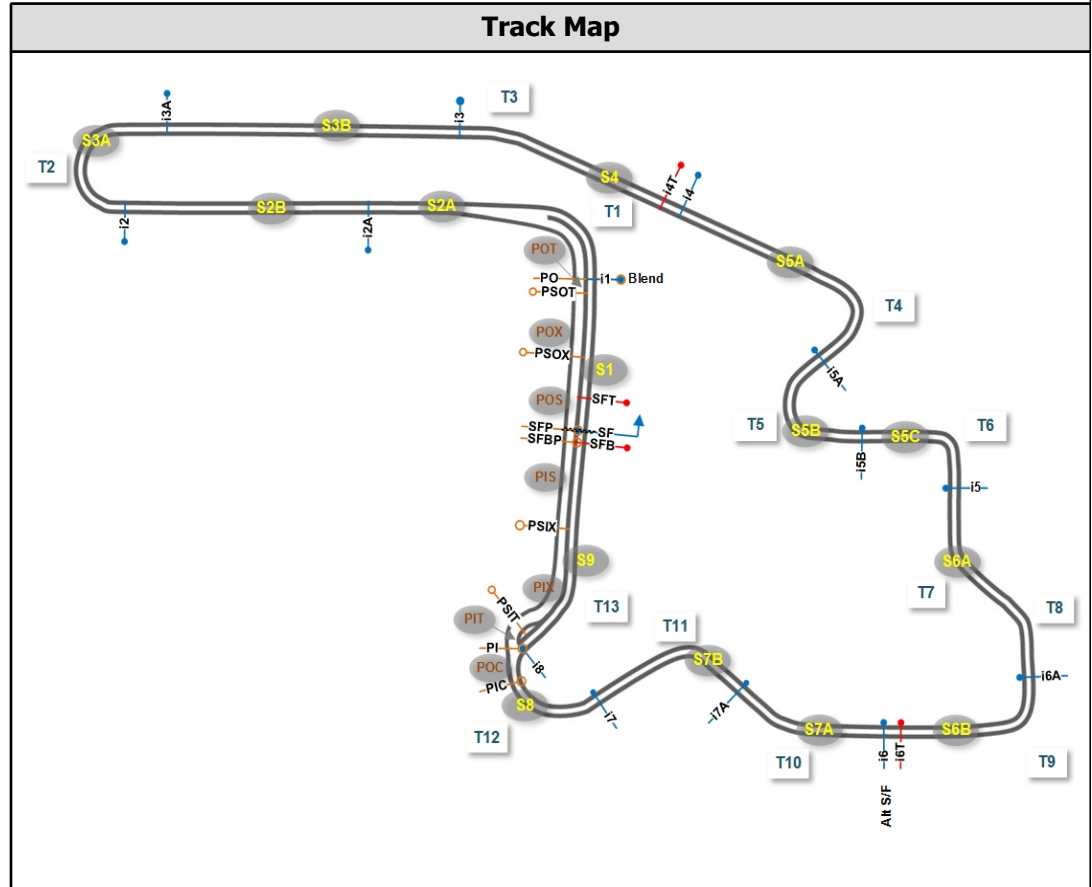


Section Data for Car

Report Support Information

Section Legend	
Name	Length
I6 to I7A	0.105682 miles
I7A to I7	0.148485 miles
I7 to I8	0.114773 miles
I8 to SF	0.124053 miles
SF to I1	0.143182 miles
I1 to I2A	0.222538 miles
I2A to I2	0.160038 miles
I2 to I3A	0.172159 miles
I3A to I3	0.268939 miles
I3 to I4	0.106439 miles
I4 to I5A	0.194508 miles
I5A to I5B	0.106629 miles
I5B to I5	0.094886 miles
I5 to I6A	0.141667 miles
I6A to I6	0.154167 miles
I6 to I7	0.254167 miles
I1 to I2	0.382576 miles
I2 to I3	0.441098 miles
I4 to I5	0.396023 miles
I5 to I6	0.295833 miles
Lap	2.258000 miles
PI to PO	0.249432 miles
PO to SF	2.114962 miles

Color Legend	
	Fastest Lap
	Section Under Caution
	Section Under Green
	Section Time Data
	Section Speed Data



Event: MX-5 Cup at Mid-Ohio
Track: Mid-Ohio Sports Car Course

Round 7 / 8
2.258 mile(s)

Report: Section Data Report
Session: Qualifications

Battery Tender Global MX-5 Cup
July 28, 2018



Section Data for Car

SF to PI	2.134091 miles
PO to I2	0.382576 miles
I7 to PI	0.114773 miles
PO to PI	2.008712 miles