

Event: Global MX-5 Cup at Barber Motorsports Park

Round 3 / 4

Track: Barber Motorsports Park

2.3 mile(s)

Report: Section Data Report

Battery Tender Global MX-5 Cup

Session: Qualifications

April 6, 2019



Section Data for Car 08 - Carter, Michael (R)

Lap	T/S	I7 to I8	I8 to SF	SF to I1	I1 to I2	I2 to I3A	I3A to I3	I3 to I4	I4 to I5A	I5A to I5	I5 to I6	I6 to I7	Lap	PI to PO	PO to SF	SF to PI
1	T	7.8004	13.2792	2.9414	13.8768	10.2793	7.3390	11.7869	9.8659	6.2508	10.0986	9.5743	103.0926		114.8802	106.3626
	S	77.181	80.201	103.383	74.781	93.392	54.534	88.041	65.860	87.262	89.324	74.774	80.316		68.906	71.860
2	T					11.7163	7.3468	12.1680	10.1833	6.2103	8.5874	8.2695	282.4936	174.4537	104.3511	
	S					81.937	54.476	85.283	63.808	87.831	105.043	86.572	29.310	5.010	75.858	
3	T	7.5514	13.1094	2.8829	13.7561	10.2439	7.1478	11.7094	9.8915	6.0919	8.4441	8.1400	98.9684			
	S	79.726	81.239	105.481	75.438	93.714	55.993	88.623	65.690	89.538	106.826	87.950	83.663			
4	T	7.6537	12.9164	2.8758	13.8413	10.3404	7.2364	12.2575	9.9160	6.1863	8.6647	8.2640	100.1525			
	S	78.661	82.453	105.741	74.973	92.840	55.308	84.661	65.528	88.171	104.106	86.630	82.674			
5	T	7.9129	13.0033	2.8712	13.8631	10.2895	7.2208	11.7211	9.9220	6.3913	10.0564	8.3960	101.6476			
	S	76.084	81.902	105.911	74.855	93.299	55.427	88.535	65.488	85.343	89.699	85.268	81.458			
6	T	7.7369	13.1014	2.8704	13.9428	10.3129	7.2187	11.8265	9.8692	6.1142	8.4970	8.1820	99.6720			
	S	77.815	81.289	105.940	74.427	93.087	55.443	87.746	65.838	89.211	106.160	87.498	83.072			
7	T	7.7787	12.9472	2.9244	13.9950	10.3039	7.2692	11.8159	9.9431	6.1638	8.5950	8.1999	99.9361			
	S	77.397	82.257	103.984	74.150	93.169	55.058	87.825	65.349	88.493	104.950	87.307	82.853			
8	T	7.8082	13.0332	2.8779	14.0657	10.3050	7.2694	11.7515	9.9489	6.1245	8.6712	8.2947	100.1502			102.3091
	S	77.104	81.714	105.664	73.777	93.159	55.056	88.306	65.311	89.061	104.028	86.309	82.676			74.707
9	T													161.5851		
	S													5.409		

Event: Global MX-5 Cup at Barber Motorsports Park

Round 3 / 4

Track: Barber Motorsports Park

2.3 mile(s)

Report: Section Data Report

Battery Tender Global MX-5 Cup

Session: Qualifications

April 6, 2019



Section Data for Car 12 - Globe(*), Michael

Lap	T/S I7 to I8	I8 to SF	SF to I1	I1 to I2	I2 to I3A	I3A to I3	I3 to I4	I4 to I5A	I5A to I5	I5 to I6	I6 to I7	Lap	PI to PO	PO to SF	SF to PI	
1	T	8.2267	13.8970	3.1880	15.1786	10.9505	7.6936	13.1997	10.5930	7.3743	11.6507	10.3099	112.2620		115.0562	136.3443
	S	73.182	76.635	95.386	68.368	87.667	52.021	78.617	61.340	73.967	77.424	69.439	73.756		68.800	56.058
2	T					10.8266	7.6832	12.3817	10.1254	6.5636	9.2938	8.8631	273.5628	144.7375	104.1923	
	S					88.670	52.091	83.811	64.173	83.103	97.059	80.774	30.267	6.039	75.974	
3	T	7.9603	13.6127	3.0780	14.3393	10.7487	7.5881	12.3973	10.3700	6.4225	9.2235	8.8055	104.5459			
	S	75.631	78.236	98.795	72.369	89.313	52.744	83.706	62.659	84.929	97.799	81.302	79.200			
4	T	7.9653	13.7785	3.1126	14.2123	10.8327	7.5826	12.3950	10.2282	6.3412	9.1073	9.7485	105.3042			156.4869
	S	75.584	77.294	97.697	73.016	88.621	52.782	83.721	63.528	86.018	99.046	73.438	78.629			48.842
5	T					10.9718	7.7012	12.5051	10.2268	6.6455	10.5409	9.7260	294.9337	132.0000		
	S					87.497	51.969	82.984	63.536	82.079	85.576	73.608	28.074	6.622		
6	T					11.0042	7.6457	12.2947	10.2472	6.4879	9.2775	9.1774	160.0930	51.2921	106.4037	
	S					87.239	52.347	84.404	63.410	84.073	97.229	78.008	51.720	17.041	74.395	
7	T	8.6803	13.9843	3.0170	14.4562	10.7232	7.7391	12.4197	10.1481	6.5602	9.3614	9.0914	106.1809			108.9540
	S	69.358	76.157	100.792	71.784	89.526	51.715	83.555	64.029	83.146	96.358	78.746	77.980			70.151

Event: Global MX-5 Cup at Barber Motorsports Park

Round 3 / 4

Track: Barber Motorsports Park

2.3 mile(s)

Report: Section Data Report

Battery Tender Global MX-5 Cup

Session: Qualifications

April 6, 2019



Section Data for Car 13 - Noaker, Robert

Lap	T/S I7 to I8	I8 to SF	SF to I1	I1 to I2	I2 to I3A	I3A to I3	I3 to I4	I4 to I5A	I5A to I5	I5 to I6	I6 to I7	Lap	PI to PO	PO to SF	SF to PI	
1	T	7.9954	12.9943	2.9832	14.0282	10.2842	7.3085	12.5405	11.6555	7.9483	10.5955	9.4500	107.7836		105.2931	119.4148
	S	75.299	81.959	101.934	73.974	93.347	54.762	82.750	55.748	68.625	85.135	75.758	76.821		75.180	64.005
2	T					10.4912	7.3466	11.9534	10.0637	6.1614	8.7292	8.3192	273.2637	161.8463	99.5343	
	S					91.505	54.478	86.814	64.566	88.528	103.337	86.055	30.300	5.401	79.529	
3	T	7.7933	12.9445	2.9369	13.9309	10.2459	7.2150	11.9129	10.0559	6.1559	8.5990	8.2404	100.0306			
	S	77.252	82.274	103.541	74.491	93.696	55.472	87.110	64.616	88.607	104.901	86.878	82.775			
4	T	7.8235	12.8777	2.8661	13.9243	10.3453	7.2066	12.0504	9.8812	6.1719	8.6493	8.2493	100.0456			
	S	76.953	82.701	106.099	74.526	92.796	55.536	86.116	65.758	88.377	104.291	86.784	82.762			
5	T	7.9008	12.9644	2.8880	13.7368	10.3000	7.2005	11.8312	9.8593	6.1642	8.6070	8.1209	99.5731			
	S	76.201	82.148	105.295	75.544	93.204	55.583	87.711	65.905	88.487	104.804	88.156	83.155			
6	T	7.8249	12.9664	2.9104	13.8191	10.3704	7.1902	11.8237	9.8875	6.1869	8.6511	8.1632	99.7938			
	S	76.940	82.135	104.484	75.094	92.571	55.663	87.767	65.717	88.163	104.269	87.700	82.971			
7	T	7.9552	12.9932	2.9182	13.7555	10.3682	7.2487	11.9188	9.8805	6.1940	8.6901	8.3066	100.2290			
	S	75.679	81.966	104.205	75.441	92.591	55.214	87.066	65.763	88.062	103.802	86.186	82.611			
8	T	7.8720	13.0288	2.8975	13.9200	10.2780	7.1917	11.8058	9.9351	6.2896	9.2640	8.3671	100.8496			
	S	76.479	81.742	104.949	74.549	93.403	55.651	87.900	65.402	86.723	97.371	85.562	82.102			
9	T	7.8558	13.0339	2.9175	13.9665	10.3253	7.3691	11.9427	9.9175	6.6333	10.0069	9.3614	103.3299			105.6373
	S	76.637	81.710	104.230	74.301	92.976	54.312	86.892	65.518	82.230	90.142	76.475	80.132			72.353
10	T													33.4864		
	S													26.103		

Event: Global MX-5 Cup at Barber Motorsports Park

Round 3 / 4

Track: Barber Motorsports Park

2.3 mile(s)

Report: Section Data Report

Battery Tender Global MX-5 Cup

Session: Qualifications

April 6, 2019



Section Data for Car 14 - Montgomery(*), Sarah

Lap	T/S I7 to I8	I8 to SF	SF to I1	I1 to I2	I2 to I3A	I3A to I3	I3 to I4	I4 to I5A	I5A to I5	I5 to I6	I6 to I7	Lap	PI to PO	PO to SF	SF to PI	
1	T	7.7802	14.3208	3.1854	14.6070	10.5944	7.2731	12.2168	10.2764	7.0442	11.7747	9.4227	108.4957		108.4623	116.7203
	S	77.382	74.367	95.464	71.043	90.614	55.028	84.943	63.230	77.433	76.609	75.977	76.316		72.983	65.483
2	T					11.1472	7.3966	12.2639	9.9119	6.3337	8.8252	8.8423	276.7453	165.5685	102.2491	
	S					86.120	54.110	84.616	65.555	86.119	102.212	80.964	29.919	5.279	77.418	
3	T	8.1032	13.2947	2.9875	14.9698	10.6104	7.2897	12.3182	10.2765	6.3455	8.8758	8.2809	103.3522			
	S	74.297	80.107	101.788	69.321	90.477	54.903	84.243	63.229	85.959	101.630	86.453	80.114			
4	T	7.6864	13.4583	3.0196	13.9697	10.6589	7.2377	12.0806	9.8688	6.3755	8.9240	8.5549	101.8344			
	S	78.326	79.133	100.706	74.284	90.066	55.298	85.900	65.841	85.555	101.081	83.684	81.308			
5	T	8.1362	13.8442	3.0586	14.0771	10.6120	7.2299	12.1052	10.0056	6.3915	8.9907	8.2752	102.7262			
	S	73.996	76.928	99.422	73.717	90.464	55.357	85.726	64.941	85.341	100.331	86.513	80.603			
6	T	7.7708	13.4370	3.0102	13.9599	10.6321	7.1988	11.9600	10.3895	6.4190	8.9394	8.3226	102.0393			
	S	77.475	79.259	101.020	74.336	90.293	55.596	86.766	62.541	84.975	100.907	86.020	81.145			
7	T	7.9007	13.3903	2.9800	14.0039	10.5949	7.2062	11.9874	9.9476	6.3552	8.9069	8.3454	101.6185			
	S	76.202	79.535	102.044	74.103	90.610	55.539	86.568	65.320	85.828	101.275	85.785	81.481			
8	T	7.9765	13.4137	2.9726	14.1410	10.6160	7.2797	12.0854	10.2788	6.3149	8.9006	8.6792	102.6584			
	S	75.477	79.396	102.298	73.384	90.430	54.979	85.866	63.215	86.376	101.347	82.486	80.656			
9	T	7.6746	13.7847	3.0760	14.1201	10.6886	7.1998	12.0845	9.9173	6.4069	9.0268	8.5112	102.4905			105.6648
	S	78.446	77.260	98.859	73.493	89.815	55.589	85.873	65.519	85.135	99.930	84.114	80.788			72.334
10	T													38.6422		
	S													22.620		

Event: Global MX-5 Cup at Barber Motorsports Park

Round 3 / 4

Track: Barber Motorsports Park

2.3 mile(s)

Report: Section Data Report

Battery Tender Global MX-5 Cup

Session: Qualifications

April 6, 2019



Section Data for Car 16 - Dean(*), John

Lap	T/S I7 to I8	I8 to SF	SF to I1	I1 to I2	I2 to I3A	I3A to I3	I3 to I4	I4 to I5A	I5A to I5	I5 to I6	I6 to I7	Lap	PI to PO	PO to SF	SF to PI	
1	T	8.1230	13.4979	3.0410	14.5658	10.5945	7.3360	12.1823	10.7946	7.4634	11.5827	9.7037	108.8849		107.5953	115.7863
	S	74.116	78.901	99.997	71.244	90.613	54.557	85.183	60.194	73.084	77.879	73.777	76.044		73.571	66.011
2	T					10.6785	7.2316	12.1003	10.0438	6.3419	8.8892	9.2520	276.1752	167.3814		
	S					89.900	55.344	85.760	64.694	86.008	101.477	77.379	29.981	5.222		
3	T					10.6916	7.1915	12.1632	9.9175	6.3508	9.5601	8.1285	129.6097	29.3662	101.3969	
	S					89.790	55.653	85.317	65.518	85.888	94.355	88.074	63.884	29.765	78.069	
4	T	7.9815	13.2699	3.0104	13.9052	10.5640	7.1323	12.0439	9.8483	6.3633	8.9230	8.1266	101.1684			
	S	75.430	80.257	101.013	74.629	90.875	56.115	86.162	65.978	85.719	101.092	88.095	81.844			
5	T	7.8135	13.1629	2.9886	13.9241	10.5708	7.1275	12.0222	9.7659	6.3444	8.9109	8.1848	100.8156			
	S	77.052	80.909	101.750	74.527	90.816	56.153	86.318	66.535	85.974	101.229	87.468	82.130			
6	T	7.8101	13.0927	2.9778	16.4669	14.1436	7.4843	13.2882	9.9037	6.3440	8.9443	9.1180	109.5736			
	S	77.085	81.343	102.119	63.019	67.875	53.476	78.094	65.609	85.980	100.851	78.516	75.566			
7	T	9.9186	19.3551	5.4872	15.5433	11.7265	7.2830	12.4477	10.2088	6.4835	9.9419	8.3928	116.7884			
	S	60.699	55.024	55.418	66.764	81.866	54.954	83.367	63.648	84.130	90.732	85.300	70.897			
8	T	7.9469	13.5334	3.0045	17.2325	16.7828	8.5569	15.9891	10.5464	6.5928	9.5249	8.3921	118.1023			
	S	75.759	78.694	101.212	60.219	57.201	46.772	64.902	61.611	82.735	94.704	85.308	70.109			
9	T	7.7439	13.3992	2.9945	14.0782	10.5767	7.2233	12.0744	9.8021	6.3470	8.9196	8.3935	101.5524			105.3722
	S	77.744	79.482	101.550	73.712	90.766	55.408	85.944	66.289	85.939	101.131	85.293	81.534			72.535

Event: Global MX-5 Cup at Barber Motorsports Park

Round 3 / 4

Track: Barber Motorsports Park

2.3 mile(s)

Report: Section Data Report

Battery Tender Global MX-5 Cup

Session: Qualifications

April 6, 2019



Section Data for Car 20 - Palermo(*), Hernan

Lap	T/S I7 to I8	I8 to SF	SF to I1	I1 to I2	I2 to I3A	I3A to I3	I3 to I4	I4 to I5A	I5A to I5	I5 to I6	I6 to I7	Lap	PI to PO	PO to SF	SF to PI	
1	T	7.8954	13.5349	2.9953	15.1294	10.5379	7.3501	12.0823	9.9184	6.3752	9.9034	9.7160	105.4383		108.8850	109.2385
	S	76.253	78.685	101.523	68.590	91.100	54.452	85.888	65.512	85.559	91.084	73.684	78.529		72.700	69.968
2	T					11.7062	7.6405	12.0296	10.2475	6.2285	8.7474	8.3773	279.2595	171.0385	103.7988	
	S					82.008	52.382	86.264	63.408	87.574	103.122	85.458	29.650	5.110	76.262	
3	T	7.7234	13.0849	2.9030	13.9887	10.5710	7.3149	11.8871	9.8483	6.2703	8.7938	8.6393	101.0247			
	S	77.951	81.392	104.751	74.183	90.814	54.714	87.299	65.978	86.990	102.577	82.867	81.960			
4	T	7.6472	13.2440	3.0023	14.2452	10.4742	7.3085	12.0355	9.8832	6.2471	8.8278	8.1868	101.1018			
	S	78.728	80.414	101.286	72.848	91.654	54.762	86.222	65.745	87.313	102.182	87.447	81.898			
5	T	7.7136	13.1737	2.9230	13.9923	10.3617	7.2083	11.8418	9.8862	6.2567	8.8344	8.3343	100.5260			
	S	78.050	80.843	104.034	74.164	92.649	55.523	87.633	65.725	87.179	102.106	85.899	82.367			
6	T	7.8477	13.9120	4.4343	15.7039	11.8134	7.4767	14.9707	10.2559	6.2692	8.8093	8.3273	109.8204			
	S	76.716	76.553	68.577	66.081	81.264	53.530	69.317	63.356	87.005	102.397	85.971	75.396			
7	T	7.9180	13.4326	2.9604	13.9030	10.5300	7.2140	11.9185	9.8856	6.2960	8.9024	8.4769	101.4374			
	S	76.035	79.285	102.720	74.641	91.168	55.479	87.069	65.729	86.635	101.326	84.454	81.627			
8	T	8.1511	14.2264	3.0594	16.7844	12.3460	7.3583	13.0086	10.1300	6.2429	9.1303	8.4208	108.8582			111.7596
	S	73.861	74.861	99.396	61.827	77.758	54.391	79.772	64.143	87.372	98.797	85.017	76.062			68.389

Event: Global MX-5 Cup at Barber Motorsports Park

Round 3 / 4

Track: Barber Motorsports Park

2.3 mile(s)

Report: Section Data Report

Battery Tender Global MX-5 Cup

Session: Qualifications

April 6, 2019



Section Data for Car 28 - Stout, Robert

Lap	T/S I7 to I8	I8 to SF	SF to I1	I1 to I2	I2 to I3A	I3A to I3	I3 to I4	I4 to I5A	I5A to I5	I5 to I6	I6 to I7	Lap	PI to PO	PO to SF	SF to PI
1	T				11.7111	7.5658	12.4632	10.3259	6.1797	8.7010	8.3469	294.4987	182.8952	107.6149	
	S				81.974	52.900	83.263	62.926	88.266	103.671	85.769	28.116	4.779	73.558	
2	T	7.5663	13.1357	2.9061	13.9136	10.3041	7.1563	11.8449	9.9091	6.1371	8.5540	8.2069	99.6341		
	S	79.569	81.077	104.639	74.584	93.167	55.927	87.610	65.573	88.878	105.453	87.233	83.104		
3	T	7.5618	13.0578	2.8818	13.8362	10.2586	7.1974	12.2804	9.9673	6.1151	8.5202	8.2567	99.9333		
	S	79.617	81.560	105.521	75.001	93.580	55.607	84.503	65.190	89.198	105.871	86.706	82.855		
4	T	7.7859	12.9500	2.9430	14.0489	10.4148	7.2863	11.8248	10.0458	6.1780	8.6887	8.2229	100.3891		
	S	77.325	82.239	103.327	73.865	92.177	54.929	87.759	64.681	88.290	103.818	87.063	82.479		
5	T	7.6036	13.2054	2.9390	13.9073	10.4065	7.2099	11.9574	9.9005	6.2436	8.7223	8.2197	100.3152		
	S	79.179	80.649	103.467	74.617	92.250	55.511	86.785	65.630	87.362	103.418	87.097	82.540		
6	T	7.6025	13.1316	2.9394	13.9021	10.3815	7.2036	11.9083	9.9768	6.2188	9.0101	8.5961	100.8708		
	S	79.190	81.102	103.453	74.645	92.472	55.559	87.143	65.128	87.711	100.115	83.283	82.085		
7	T	7.7230	13.1463	2.9440	14.1234	10.1862	7.2460	11.9073	9.9356	6.2086	8.9502	8.5971	100.9677		
	S	77.955	81.011	103.292	73.476	94.245	55.234	87.151	65.398	87.855	100.785	83.273	82.006		
8	T	7.7434	13.0759	2.9317	13.9391	10.3897	7.2193	11.9048	10.0353	6.2391	8.6938	8.1969	100.3690		
	S	77.749	81.448	103.725	74.447	92.399	55.439	87.169	64.749	87.425	103.757	87.339	82.496		
9	T	7.7369	13.1083	2.8916	13.9967	10.2734	7.2721	11.8247	9.9155	6.2245	8.7194	8.2568	100.2199		102.1281
	S	77.815	81.246	105.164	74.141	93.445	55.036	87.759	65.531	87.630	103.453	86.705	82.618		74.839

Event: Global MX-5 Cup at Barber Motorsports Park

Round 3 / 4

Track: Barber Motorsports Park

2.3 mile(s)

Report: Section Data Report

Battery Tender Global MX-5 Cup

Session: Qualifications

April 6, 2019



Section Data for Car 30 - Sahley(*), Ted (R)

Lap	T/S I7 to I8	I8 to SF	SF to I1	I1 to I2	I2 to I3A	I3A to I3	I3 to I4	I4 to I5A	I5A to I5	I5 to I6	I6 to I7	Lap	PI to PO	PO to SF	SF to PI
1	T				11.3762	7.7915	14.4058	11.2920	6.8587	10.3763	10.3089	139.3886	27.1093		
	S				84.387	51.367	72.035	57.543	79.527	86.933	69.446	59.402	32.243		
2	T				10.8836	7.6403	12.2616	10.1980	6.3169	9.0950	8.6240	265.9543	145.0315	104.2832	
	S				88.206	52.384	84.632	63.716	86.348	99.180	83.014	31.133	6.027	75.908	
3	T	8.0457	13.5361	3.0640	14.1353	10.6935	7.1374	12.0871	10.0017	6.3053	8.9342	8.4207	102.3610		
	S	74.828	78.678	99.246	73.414	89.774	56.075	85.854	64.966	86.507	100.965	85.018	80.890		
4	T	7.8719	13.4289	3.0092	14.0481	10.7458	38.9570	15.5805	10.7914	6.4772	9.6555	9.6098	140.1753		
	S	76.480	79.307	101.054	73.870	89.337	10.274	66.604	60.212	84.211	93.423	74.498	59.069		
5	T	9.0188	13.4891	3.3347	15.4590	12.4412	7.4112	12.6678	10.3548	6.6056	9.8219	8.9154	109.5195		
	S	66.754	78.953	91.190	67.128	77.163	54.003	81.919	62.751	82.575	91.840	80.300	75.603		
6	T	8.1627	13.7547	3.1413	14.1431	10.7892	7.2526	12.2373	10.0282	6.4090	9.2178	8.7155	103.8514		
	S	73.756	77.428	96.804	73.373	88.978	55.184	84.800	64.795	85.108	97.859	82.142	79.729		
7	T	7.9579	13.5843	3.0722	14.1639	10.6885	7.1868	12.1447	10.0425	6.3585	9.2104	8.6454	103.0551		
	S	75.654	78.399	98.981	73.266	89.816	55.689	85.447	64.702	85.784	97.938	82.808	80.345		
8	T	7.9821	13.5789	3.0776	14.4450	10.8789	7.3360	13.3352	11.4644	6.6424	10.0899	9.4430	108.2734		111.0995
	S	75.424	78.431	98.808	71.840	88.244	54.557	77.819	56.677	82.117	89.401	75.814	76.473		68.796
9	T												35.1918		
	S												24.838		

Event: Global MX-5 Cup at Barber Motorsports Park

Round 3 / 4

Track: Barber Motorsports Park

2.3 mile(s)

Report: Section Data Report

Battery Tender Global MX-5 Cup

Session: Qualifications

April 6, 2019



Section Data for Car 33 - Bachoura, Alex

Lap	T/S	I7 to I8	I8 to SF	SF to I1	I1 to I2	I2 to I3A	I3A to I3	I3 to I4	I4 to I5A	I5A to I5	I5 to I6	I6 to I7	Lap	PI to PO	PO to SF	SF to PI
1	T	7.9357	13.3292	2.9800	15.1322	10.5034	7.2829	11.9512	10.1222	6.3574	9.9723	9.7710	105.3375		112.9417	110.6186
	S	75.865	79.900	102.044	68.577	91.399	54.954	86.830	64.193	85.798	90.455	73.269	78.604		70.088	69.095
2	T					11.7131	7.9777	12.3020	10.2717	6.1376	8.6917	8.4063	279.6847	170.0505	104.2725	
	S					81.960	50.168	84.354	63.259	88.871	103.782	85.163	29.605	5.140	75.916	
3	T	7.8245	13.3598	2.9148	14.0454	10.4999	7.2445	11.8139	10.1545	6.1307	8.5377	8.4631	100.9888			
	S	76.944	79.717	104.327	73.884	91.429	55.246	87.840	63.989	88.971	105.654	84.592	81.989			
4	T	7.9177	13.0690	2.9226	14.2709	10.4171	7.1831	11.7882	10.3134	6.1707	8.6291	8.4639	101.1457			
	S	76.038	81.491	104.048	72.716	92.156	55.718	88.031	63.003	88.394	104.535	84.584	81.862			
5	T	7.7651	13.1911	2.8784	14.0639	10.3418	7.1856	11.6675	10.0512	6.1405	8.6566	8.4280	100.3697			
	S	77.532	80.736	105.646	73.787	92.827	55.699	88.942	64.646	88.829	104.203	84.944	82.495			
6	T	7.9142	13.1888	2.8942	14.0931	10.3542	7.1735	11.7124	9.9497	6.1633	8.7555	8.4654	100.6643			
	S	76.072	80.750	105.069	73.634	92.716	55.792	88.601	65.306	88.500	103.026	84.569	82.254			
7	T	7.8131	13.1316	2.8695	14.5925	10.3589	7.2149	11.7366	9.9645	6.1657	8.6182	8.5584	101.0239			
	S	77.056	81.102	105.973	71.114	92.674	55.472	88.418	65.209	88.466	104.668	83.650	81.961			
8	T	7.8541	13.1198	2.8660	14.0138	10.3133	7.2365	11.6379	9.9783	6.1639	8.5920	8.3933	100.1689			
	S	76.654	81.175	106.103	74.050	93.084	55.307	89.168	65.119	88.492	104.987	85.295	82.660			
9	T	7.7998	13.1976	2.8758	13.9722	10.3464	7.2513	11.6684	10.0927	6.2173	8.6389	8.4359	100.4963			100.7942
	S	77.187	80.696	105.741	74.271	92.786	55.194	88.935	64.380	87.732	104.417	84.865	82.391			75.830
10	T													37.4697		
	S													23.328		

Event: Global MX-5 Cup at Barber Motorsports Park

Round 3 / 4

Track: Barber Motorsports Park

2.3 mile(s)

Report: Section Data Report

Battery Tender Global MX-5 Cup

Session: Qualifications

April 6, 2019



Section Data for Car 36 - Staab(*), David (R)

Lap	T/S	I7 to I8	I8 to SF	SF to I1	I1 to I2	I2 to I3A	I3A to I3	I3 to I4	I4 to I5A	I5A to I5	I5 to I6	I6 to I7	Lap	PI to PO	PO to SF	SF to PI
1	T	7.8522	13.6126	3.0977	14.2457	10.8121	7.3721	12.8714	10.4002	6.7529	10.3584	10.0366	107.4119		108.6502	134.3556
	S	76.672	78.236	98.167	72.845	88.789	54.289	80.623	62.477	80.773	87.083	71.330	77.086		72.857	56.888
2	T					11.0569	7.3810	12.1703	10.3200	6.6365	9.2511	8.9912	277.4166	145.4036	104.9962	
	S					86.824	54.224	85.267	62.962	82.190	97.507	79.623	29.847	6.011	75.392	
3	T	8.0140	13.3777	3.0036	13.9602	10.8643	7.5847	12.0253	10.1149	6.3860	9.0857	8.5492	102.9656			
	S	75.124	79.610	101.242	74.335	88.363	52.768	86.295	64.239	85.414	99.282	83.740	80.415			
4	T	7.8532	13.3849	3.0008	14.5986	10.6441	7.9563	12.1769	9.9819	6.3933	8.9749	8.5959	103.5608			
	S	76.662	79.567	101.337	71.084	90.191	50.303	85.221	65.095	85.317	100.508	83.285	79.953			
5	T	7.8435	13.3597	3.0077	14.2546	10.6747	7.2198	12.0579	10.0028	6.3531	8.9441	8.4324	102.1503			
	S	76.757	79.717	101.104	72.799	89.932	55.435	86.062	64.959	85.856	100.854	84.900	81.057			
6	T	7.9385	13.2616	2.9638	14.0504	10.6692	7.2700	12.1238	10.0773	6.3918	8.9516	8.6059	102.3039			
	S	75.839	80.307	102.602	73.857	89.979	55.052	85.594	64.479	85.337	100.769	83.188	80.935			
7	T	7.8803	13.7431	3.0066	14.1041	10.7251	7.3385	12.1369	10.0670	6.4117	9.0162	8.4936	102.9231			
	S	76.399	77.493	101.141	73.576	89.510	54.538	85.502	64.545	85.072	100.047	84.288	80.448			
8	T	7.8293	13.4792	3.0244	14.1601	10.6512	7.2876	12.1874	10.0649	6.3974	9.0074	8.6066	102.6955			
	S	76.896	79.011	100.546	73.285	90.131	54.919	85.148	64.558	85.262	100.145	83.181	80.627			
9	T	8.5758	13.6332	3.0427	14.1822	10.7693	7.2560	12.1572	10.0530	6.3849	9.0449	8.4980	103.5972			105.5554
	S	70.203	78.118	99.941	73.171	89.142	55.158	85.359	64.635	85.429	99.730	84.244	79.925			72.409
10	T													39.7333		
	S													21.999		

Event: Global MX-5 Cup at Barber Motorsports Park

Round 3 / 4

Track: Barber Motorsports Park

2.3 mile(s)

Report: Section Data Report

Battery Tender Global MX-5 Cup

Session: Qualifications

April 6, 2019



Section Data for Car 4 - Ortiz, Bryan

Lap	T/S I7 to I8	I8 to SF	SF to I1	I1 to I2	I2 to I3A	I3A to I3	I3 to I4	I4 to I5A	I5A to I5	I5 to I6	I6 to I7	Lap	PI to PO	PO to SF	SF to PI	
1	T	7.6020	13.2517	2.9756	13.9180	10.4092	7.2597	11.9572	9.9947	6.2154	8.6646	8.4584	100.7065		114.8506	102.1492
	S	79.196	80.367	102.195	74.560	92.226	55.130	86.787	65.012	87.759	104.107	84.639	82.219		68.924	74.824
2	T					11.1294	7.3211	12.0101	10.1281	6.2258	8.6939	8.3287	285.9247	179.1551	105.1223	
	S					86.258	54.668	86.405	64.155	87.612	103.756	85.957	28.959	4.879	75.302	
3	T	7.4968	13.1523	2.9459	13.7923	10.3680	7.0945	11.8681	9.7982	6.1788	8.6736	8.2345	99.6030			
	S	80.307	80.974	103.225	75.240	92.593	56.414	87.438	66.316	88.278	103.999	86.940	83.130			
4	T	7.5632	13.1692	2.9107	13.7470	10.3014	7.0578	11.9031	9.8543	6.2084	8.6907	8.2589	99.6647			
	S	79.602	80.871	104.473	75.488	93.191	56.707	87.181	65.938	87.858	103.794	86.683	83.079			
5	T	7.6302	13.1000	2.9667	14.2122	12.1843	7.2849	11.7508	9.8671	6.1775	8.6818	8.3125	102.1680			
	S	78.903	81.298	102.501	73.017	78.790	54.939	88.311	65.852	88.297	103.901	86.124	81.043			
6	T	7.7312	13.0173	2.8445	13.9720	10.3327	7.3167	11.8648	9.8115	6.1831	8.6161	8.2894	99.9793			
	S	77.872	81.814	106.905	74.272	92.909	54.701	87.463	66.226	88.217	104.693	86.364	82.817			
7	T	7.6176	13.0673	2.8875	13.8533	10.3086	7.1014	11.8181	9.8755	6.1468	8.7196	8.4134	99.8091			
	S	79.033	81.501	105.313	74.908	93.126	56.359	87.808	65.796	88.738	103.450	85.092	82.958			
8	T	7.6903	13.3792	2.9194	14.0153	11.1971	7.3683	12.1045	10.4445	6.3121	8.9265	8.8047	103.1619			104.6194
	S	78.286	79.601	104.162	74.042	85.736	54.317	85.731	62.212	86.414	101.053	81.310	80.262			73.057
9	T													192.9817		
	S													4.529		

Event: Global MX-5 Cup at Barber Motorsports Park

Round 3 / 4

Track: Barber Motorsports Park

2.3 mile(s)

Report: Section Data Report

Battery Tender Global MX-5 Cup

Session: Qualifications

April 6, 2019



Section Data for Car 42 - Rachev, Assen (R)

Lap	T/S	I7 to I8	I8 to SF	SF to I1	I1 to I2	I2 to I3A	I3A to I3	I3 to I4	I4 to I5A	I5A to I5	I5 to I6	I6 to I7	Lap	PI to PO	PO to SF	SF to PI
1	T	8.1387	13.4323	2.9492	14.6301	10.5852	7.2382	12.0817	10.4379	7.2351	10.6908	10.0658	107.4850		110.0055	113.7353
	S	73.973	79.286	103.110	70.931	90.693	55.294	85.892	62.251	75.390	84.376	71.123	77.034		71.959	67.201
2	T					10.7536	7.3377	12.0183	10.7179	6.2322	8.7315	9.4556	278.7255	169.0209	103.2268	
	S					89.272	54.544	86.346	60.625	87.522	103.309	75.713	29.707	5.171	76.685	
3	T	8.1221	13.2214	2.9070	14.6119	10.6815	7.4770	11.9286	10.1120	6.2577	8.6685	8.3517	102.3394			
	S	74.124	80.551	104.606	71.019	89.875	53.528	86.995	64.258	87.165	104.060	85.720	80.907			
4	T	7.7709	13.1454	2.9015	14.0064	10.7138	7.2769	11.9830	10.0880	6.2296	8.6196	8.3264	101.0615			
	S	77.474	81.017	104.805	74.090	89.604	55.000	86.600	64.410	87.559	104.651	85.981	81.930			
5	T	7.7869	13.2349	2.8917	13.9733	10.3988	7.3913	12.0586	9.9806	6.2595	8.7172	8.5366	101.2294			
	S	77.315	80.469	105.160	74.265	92.318	54.148	86.057	65.104	87.140	103.479	83.863	81.794			
6	T	7.8206	13.5103	2.9620	14.2301	10.5207	7.1283	12.1026	10.0434	6.2768	8.7180	8.4402	101.7530			
	S	76.982	78.829	102.664	72.925	91.249	56.146	85.744	64.696	86.900	103.469	84.821	81.374			
7	T	7.7389	13.3787	2.9018	14.4125	10.3288	7.1419	11.8791	10.0241	6.2842	8.7213	8.5252	101.3365			
	S	77.795	79.604	104.794	72.002	92.944	56.039	87.357	64.821	86.798	103.430	83.976	81.708			
8	T	7.8555	13.4548	2.9326	14.7759	10.4291	7.7989	12.1447	10.0957	6.3111	8.9263	8.4541	103.1787			
	S	76.640	79.154	103.693	70.231	92.050	51.318	85.447	64.361	86.428	101.055	84.682	80.249			
9	T	7.8335	13.3498	3.0182	14.3369	10.5168	7.3454	12.3939	10.1481	6.3058	8.8541	8.3781	102.4806			104.4312
	S	76.855	79.776	100.752	72.382	91.283	54.487	83.729	64.029	86.500	101.879	85.450	80.796			73.189
10	T													32.5236		
	S													26.876		

Event: Global MX-5 Cup at Barber Motorsports Park

Round 3 / 4

Track: Barber Motorsports Park

2.3 mile(s)

Report: Section Data Report

Battery Tender Global MX-5 Cup

Session: Qualifications

April 6, 2019



Section Data for Car 43 - Lockwood, Brian (R)

Lap	T/S I7 to I8	I8 to SF	SF to I1	I1 to I2	I2 to I3A	I3A to I3	I3 to I4	I4 to I5A	I5A to I5	I5 to I6	I6 to I7	Lap	PI to PO	PO to SF	SF to PI	
1	T	7.8439	13.5774	3.0114	14.0985	11.3498	8.0384	12.5476	11.6498	8.3267	11.5323	9.9328	111.9086		107.8699	122.9273
	S	76.753	78.439	100.980	73.606	84.583	49.789	82.703	55.775	65.507	78.219	72.075	73.989		73.384	62.176
2	T					10.5073	7.3920	12.0495	9.9413	6.2493	8.7111	8.3070	282.8531	169.9877	101.4842	
	S					91.365	54.143	86.122	65.361	87.283	103.551	86.181	29.273	5.142	78.001	
3	T	7.7195	13.3393	3.0100	13.9708	10.3068	7.4367	11.9822	9.9414	6.2766	8.7366	8.3712	101.0911			
	S	77.990	79.839	101.027	74.278	93.142	53.818	86.606	65.360	86.903	103.249	85.520	81.906			
4	T	7.7455	13.3628	2.9712	13.9643	10.2786	7.3703	11.7835	9.9834	6.2488	8.7399	8.2318	100.6801			
	S	77.728	79.699	102.346	74.313	93.398	54.303	88.066	65.085	87.289	103.210	86.969	82.241			
5	T	7.5706	13.2985	2.9302	13.8406	10.3364	7.3797	11.7750	9.9089	6.2171	8.6623	8.2869	100.2062			
	S	79.524	80.084	103.778	74.977	92.876	54.234	88.130	65.575	87.735	104.135	86.390	82.630			
6	T	8.5974	13.1016	3.0673	15.1899	10.5268	7.3940	11.9781	9.8649	6.3048	8.8046	8.2879	103.1173			
	S	70.026	81.288	99.140	68.317	91.196	54.129	86.635	65.867	86.514	102.452	86.380	80.297			
7	T	7.7899	13.2602	2.9305	14.5562	14.2419	8.7808	17.5043	13.4818	10.4508	17.4423	12.0640	132.5027			136.1991
	S	77.285	80.316	103.768	71.291	67.407	45.580	59.284	48.196	52.193	51.716	59.343	62.489			56.118
8	T					10.6043	7.6704	12.9251	10.4355	7.0112	10.4448	8.4184	136.3106	27.8462	104.8633	
	S					90.529	52.178	80.288	62.266	77.798	86.363	85.041	60.744	31.390	75.488	
9	T	7.6446	13.5008	2.9737	14.0122	10.7379	7.2752	14.7357	10.3204	6.2646	8.8846	8.5849	104.9346			106.3930
	S	78.754	78.884	102.260	74.059	89.403	55.013	70.423	62.960	87.069	101.529	83.392	78.906			71.839

Event: Global MX-5 Cup at Barber Motorsports Park

Round 3 / 4

Track: Barber Motorsports Park

2.3 mile(s)

Report: Section Data Report

Battery Tender Global MX-5 Cup

Session: Qualifications

April 6, 2019



Section Data for Car 48 - Lee, Zach

Lap	T/S	I7 to I8	I8 to SF	SF to I1	I1 to I2	I2 to I3A	I3A to I3	I3 to I4	I4 to I5A	I5A to I5	I5 to I6	I6 to I7	Lap	PI to PO	PO to SF	SF to PI
1	T	7.8614	13.1329	2.9100	14.0801	10.3140	7.2963	11.6975	9.8473	6.4409	10.3707	9.6889	103.6400		112.7383	107.6546
	S	76.582	81.094	104.499	73.702	93.077	54.853	88.714	65.985	84.686	86.980	73.890	79.892		70.215	70.997
2	T					12.0641	7.4250	12.2046	10.2860	6.1057	8.7946	8.2699	282.0812	173.2533	104.5984	
	S					79.575	53.903	85.028	63.171	89.335	102.568	86.568	29.353	5.045	75.679	
3	T	7.7205	13.0589	2.8772	14.3188	10.4622	7.2871	11.6929	9.9231	6.2014	8.6648	8.4582	100.6651			
	S	77.980	81.554	105.690	72.473	91.759	54.923	88.748	65.481	87.957	104.105	84.641	82.253			
4	T	7.7673	13.1960	2.9168	13.8908	10.3209	7.2029	11.7046	9.9305	6.1814	8.6368	8.2965	100.0445			
	S	77.510	80.706	104.255	74.706	93.015	55.565	88.660	65.432	88.241	104.442	86.290	82.763			
5	T	7.7654	13.1245	2.8847	13.9144	10.2768	7.1845	11.7855	9.9084	6.2019	8.6318	8.2903	99.9682			
	S	77.529	81.146	105.415	74.579	93.414	55.707	88.051	65.578	87.950	104.503	86.355	82.826			
6	T	7.8226	12.8963	2.8397	14.0533	10.3156	7.1631	11.6985	9.9048	6.1511	8.5667	8.2987	99.7104			
	S	76.962	82.582	107.086	73.842	93.063	55.873	88.706	65.602	88.676	105.297	86.268	83.040			
7	T	7.9016	13.0943	2.8733	14.0673	10.3031	7.2007	12.0624	10.1969	6.1497	8.6907	8.3963	100.9363			106.6923
	S	76.193	81.333	105.833	73.769	93.176	55.582	86.030	63.723	88.696	103.794	85.265	82.032			71.638
8	T					10.5144	7.2575	12.5883	10.4375	6.2462	8.8105	8.3530	142.0762	34.7163	101.6053	
	S					91.303	55.147	82.436	62.254	87.326	102.383	85.707	58.279	25.178	77.908	
9	T	7.9216	13.0757	2.9212	13.9931	10.3173	7.2910	11.8506	9.9627	6.1950	8.6557	8.5702	100.7541			106.5485
	S	76.000	81.449	104.098	74.160	93.048	54.893	87.567	65.221	88.048	104.214	83.535	82.180			71.734
10	T													42.6889		
	S													20.476		

Event: Global MX-5 Cup at Barber Motorsports Park

Round 3 / 4

Track: Barber Motorsports Park

2.3 mile(s)

Report: Section Data Report

Battery Tender Global MX-5 Cup

Session: Qualifications

April 6, 2019



Section Data for Car 49 - Ensor, Peter (R)

Lap	T/S I7 to I8	I8 to SF	SF to I1	I1 to I2	I2 to I3A	I3A to I3	I3 to I4	I4 to I5A	I5A to I5	I5 to I6	I6 to I7	Lap	PI to PO	PO to SF	SF to PI	
1	T	8.1270	13.4318	3.0119	14.7280	10.6054	7.2875	12.2990	10.0023	6.8782	10.4213	9.3580	106.1504		107.8037	113.2865
	S	74.080	79.289	100.963	70.459	90.520	54.920	84.375	64.962	79.302	86.558	76.502	78.003		73.429	67.468
2	T					11.0969	7.4791	13.3781	10.3674	6.4385	8.7287	8.4059	279.3683	168.6686	102.7144	
	S					86.511	53.513	77.569	62.675	84.718	103.342	85.167	29.638	5.182	77.067	
3	T	7.6796	13.0300	2.9300	13.8747	10.3461	7.0860	11.8561	9.9536	6.2177	8.6381	8.2586	99.8705			
	S	78.395	81.734	103.785	74.793	92.789	56.481	87.527	65.280	87.726	104.426	86.686	82.907			
4	T	7.7373	12.9937	2.8869	13.8468	10.3251	7.1465	11.7517	9.9272	6.2036	8.5893	8.2886	99.6967			
	S	77.811	81.963	105.335	74.943	92.977	56.003	88.304	65.454	87.925	105.020	86.373	83.052			
5	T	7.8489	12.9946	2.9099	13.9944	10.3301	7.2766	11.7675	9.9960	6.1802	8.5441	8.2730	100.1153			
	S	76.704	81.957	104.502	74.153	92.932	55.002	88.186	65.003	88.258	105.575	86.536	82.705			
6	T	8.0393	13.1006	2.9476	14.6739	10.6335	7.3374	11.8340	10.0923	6.2342	8.7187	8.2155	101.8270			
	S	74.888	81.294	103.166	70.719	90.281	54.546	87.690	64.383	87.494	103.461	87.141	81.314			
7	T	7.7801	13.1292	2.8791	14.0933	10.3684	7.1753	11.8600	9.9831	6.1815	8.6087	8.3724	100.4311			
	S	77.383	81.117	105.620	73.633	92.589	55.778	87.498	65.087	88.240	104.783	85.508	82.445			
8	T	7.7488	13.7943	3.1917	14.2438	10.4112	7.2679	11.8673	9.9833	6.2571	8.8050	8.5523	102.1227			105.0872
	S	77.695	77.206	95.276	72.855	92.208	55.068	87.444	65.086	87.174	102.447	83.710	81.079			72.732
9	T													68.6399		
	S													12.734		

Event: Global MX-5 Cup at Barber Motorsports Park

Round 3 / 4

Track: Barber Motorsports Park

2.3 mile(s)

Report: Section Data Report

Battery Tender Global MX-5 Cup

Session: Qualifications

April 6, 2019



Section Data for Car 5 - Wagner, Gresham (R)

Lap	T/S I7 to I8	I8 to SF	SF to I1	I1 to I2	I2 to I3A	I3A to I3	I3 to I4	I4 to I5A	I5A to I5	I5 to I6	I6 to I7	Lap	PI to PO	PO to SF	SF to PI	
1	T	7.5993	13.1407	2.9152	14.1134	10.2544	7.3750	12.3291	11.6707	7.5803	10.4323	9.8188	107.2292		109.1876	117.5768
	S	79.224	81.046	104.312	73.528	93.618	54.268	84.169	55.676	71.957	86.467	72.912	77.218		72.498	65.006
2	T					10.5345	7.3046	11.9116	10.5122	7.6515	11.2754	8.5373	277.8182	163.2982	104.1348	
	S					91.129	54.791	87.119	61.811	71.287	80.001	83.857	29.804	5.353	76.016	
3	T	7.6748	13.0276	2.9069	13.7575	10.2805	7.0666	11.7693	9.7673	6.2037	8.5627	8.0921	99.1090			
	S	78.444	81.750	104.610	75.430	93.381	56.636	88.172	66.525	87.924	105.346	88.470	83.544			
4	T	7.8206	13.3765	2.8871	13.9848	10.2672	7.0668	11.7371	9.7809	6.2527	8.6216	8.2538	100.0491			
	S	76.982	79.617	105.327	74.204	93.502	56.635	88.414	66.433	87.235	104.626	86.737	82.759			
5	T	7.6443	13.1776	2.8792	13.8269	10.1877	7.1590	11.7637	10.0408	6.4010	10.5518	8.3457	101.9777			
	S	78.757	80.819	105.616	75.051	94.231	55.905	88.214	64.713	85.214	85.487	85.782	81.194			
6	T	7.7268	13.1096	2.8884	13.7726	10.2787	7.0755	11.7851	9.8156	6.2117	8.5778	8.1598	99.4016			
	S	77.917	81.238	105.280	75.347	93.397	56.565	88.054	66.198	87.811	105.160	87.736	83.298			
7	T	7.6909	12.9885	2.8050	13.9229	10.2840	7.1758	11.7515	9.8604	6.2365	8.6335	8.1939	99.5429			
	S	78.280	81.996	108.410	74.534	93.349	55.775	88.306	65.897	87.462	104.482	87.371	83.180			
8	T	7.7033	15.2449	3.7382	14.8037	11.1502	7.9435	14.0479	11.7023	7.3730	12.4212	11.8466	244.1095			120.1539
	S	78.154	69.859	81.347	70.099	86.097	50.384	73.871	55.525	73.980	72.621	60.432	33.919			63.612
9	T													34.0637		
	S													25.660		

Event: Global MX-5 Cup at Barber Motorsports Park

Round 3 / 4

Track: Barber Motorsports Park

2.3 mile(s)

Report: Section Data Report

Battery Tender Global MX-5 Cup

Session: Qualifications

April 6, 2019



Section Data for Car 55 - Uretsky, Moisey (R)

Lap	T/S I7 to I8	I8 to SF	SF to I1	I1 to I2	I2 to I3A	I3A to I3	I3 to I4	I4 to I5A	I5A to I5	I5 to I6	I6 to I7	Lap	PI to PO	PO to SF	SF to PI	
1	T	8.2134	13.5776	2.9083	248.4496	11.7193	7.7262	12.4658	10.5451	6.3364	9.2730	8.8809	340.0956		113.0999	337.8567
	S	73.300	78.438	104.560	4.177	81.916	51.801	83.246	61.618	86.083	97.277	80.612	24.346		69.990	22.623
2	T					10.5452	7.4311	12.0893	10.3567	6.1805	8.9938	8.5348	171.6539	71.0226	102.5603	
	S					91.037	53.858	85.838	62.739	88.254	100.296	83.881	48.237	12.307	77.183	
3	T	8.1562	13.3249	2.9126	14.5290	10.2543	7.3205	12.0079	9.9856	6.1962	8.6966	8.6477	102.0315			
	S	73.814	79.926	104.405	71.425	93.619	54.672	86.420	65.071	88.030	103.724	82.786	81.151			
4	T	8.0595	13.7593	2.9906	14.3747	10.3940	7.2402	11.9381	10.0176	6.2091	8.7272	8.5763	102.2866			
	S	74.700	77.402	101.682	72.191	92.361	55.278	86.926	64.863	87.848	103.360	83.475	80.949			
5	T	7.9994	13.3721	2.9396	14.2680	10.3446	7.3082	11.8727	10.1721	6.2592	8.7430	8.5174	101.7963			
	S	75.261	79.643	103.446	72.731	92.802	54.764	87.404	63.878	87.144	103.173	84.053	81.339			
6	T	8.0512	13.2206	2.9397	14.2731	10.4056	7.2067	11.8438	10.0546	6.2029	8.8205	8.5149	101.5336			
	S	74.777	80.556	103.443	72.705	92.258	55.535	87.618	64.624	87.935	102.267	84.077	81.549			
7	T	7.9530	13.2850	2.9295	14.0791	10.2848	7.1735	11.7840	10.0566	6.2000	8.8946	8.4968	101.1369			
	S	75.700	80.166	103.803	73.707	93.342	55.792	88.062	64.612	87.977	101.415	84.256	81.869			
8	T	7.9620	13.3096	2.9420	14.4161	10.4388	7.1840	11.8833	10.1672	6.2396	8.8917	8.8094	102.2437			102.3717
	S	75.615	80.017	103.362	71.984	91.965	55.711	87.327	63.909	87.418	101.448	81.266	80.983			74.661
9	T													37.3202		
	S													23.421		

Event: Global MX-5 Cup at Barber Motorsports Park

Round 3 / 4

Track: Barber Motorsports Park

2.3 mile(s)

Report: Section Data Report

Battery Tender Global MX-5 Cup

Session: Qualifications

April 6, 2019



Section Data for Car 57 - Gonzalez, Tyler (R)

Lap	T/S I7 to I8	I8 to SF	SF to I1	I1 to I2	I2 to I3A	I3A to I3	I3 to I4	I4 to I5A	I5A to I5	I5 to I6	I6 to I7	Lap	PI to PO	PO to SF	SF to PI	
1	T	7.8289	13.1123	2.8884	13.9491	10.6976	7.2302	11.8505	9.9200	6.2897	10.2426	9.2108	103.2201		115.5237	107.9402
	S	76.900	81.221	105.280	74.394	89.740	55.355	87.568	65.501	86.722	88.068	77.725	80.217		68.522	70.809
2	T					11.7228	7.4030	12.1891	10.1419	6.1149	8.7226	8.2933	281.0655	172.8526	103.3337	
	S					81.892	54.063	85.136	64.068	89.201	103.415	86.324	29.459	5.057	76.605	
3	T	7.7916	12.9905	2.8427	15.8397	10.5433	7.1809	11.8318	9.7860	6.0975	8.5476	8.8585	102.3101			
	S	77.269	81.983	106.973	65.514	91.053	55.735	87.707	66.398	89.455	105.532	80.816	80.930			
4	T	7.7378	12.9103	2.8437	14.0514	10.3520	7.2456	11.8432	9.9059	6.1544	8.5905	8.3943	100.0291			
	S	77.806	82.492	106.935	73.852	92.736	55.237	87.622	65.595	88.628	105.005	85.285	82.776			
5	T	7.8348	13.2274	2.9488	13.9510	10.2735	7.3344	11.7822	9.8750	6.1563	8.5835	8.2710	100.2379			
	S	76.842	80.515	103.124	74.384	93.444	54.569	88.076	65.800	88.601	105.091	86.557	82.603			
6	T	7.7928	13.0942	2.8737	14.0454	10.3696	7.2113	11.8021	9.8136	6.1546	8.5898	8.3728	100.1199			
	S	77.257	81.334	105.819	73.884	92.578	55.500	87.927	66.211	88.626	105.014	85.504	82.701			
7	T	7.8026	13.1625	2.8648	14.1945	10.3466	7.1696	11.8380	9.9737	6.1579	8.6230	8.2735	100.4067			
	S	77.160	80.912	106.147	73.108	92.784	55.823	87.661	65.149	88.578	104.609	86.530	82.465			
8	T	7.7486	13.1286	2.8807	14.0550	10.3627	7.2696	11.9026	9.8954	6.1693	8.6199	8.2096	100.2420			
	S	77.697	81.121	105.561	73.833	92.640	55.055	87.185	65.664	88.414	104.647	87.204	82.600			
9	T	7.6303	13.4860	2.9001	14.0405	10.3739	7.1599	11.8608	9.9426	6.1851	8.6607	8.3675	100.6074			101.4525
	S	78.902	78.971	104.855	73.910	92.540	55.898	87.492	65.352	88.188	104.154	85.558	82.300			75.338

Event: Global MX-5 Cup at Barber Motorsports Park

Round 3 / 4

Track: Barber Motorsports Park

2.3 mile(s)

Report: Section Data Report

Battery Tender Global MX-5 Cup

Session: Qualifications

April 6, 2019



Section Data for Car 61 - List(*), Andrew

Lap	T/S	I7 to I8	I8 to SF	SF to I1	I1 to I2	I2 to I3A	I3A to I3	I3 to I4	I4 to I5A	I5A to I5	I5 to I6	I6 to I7	Lap	PI to PO	PO to SF	SF to PI
1	T	8.0280	13.6018	3.0664	14.3418	10.6391	7.1929	12.6683	11.3363	8.3389	11.4522	9.7837	110.4494		107.9041	124.9536
	S	74.993	78.298	99.169	72.357	90.233	55.642	81.915	57.318	65.411	78.766	73.174	74.966		73.361	61.168
2	T					10.7535	7.1455	12.1992	10.1228	6.9841	11.0113	8.7367	275.1562	156.1491	104.0134	
	S					89.273	56.011	85.065	64.189	78.099	81.920	81.943	30.092	5.598	76.105	
3	T	7.8366	13.3037	3.0180	13.9715	10.6791	7.1870	12.0119	9.9179	6.3495	9.0151	8.3444	101.6347			
	S	76.825	80.053	100.759	74.275	89.895	55.688	86.392	65.515	85.905	100.059	85.795	81.468			
4	T	7.7954	13.3540	3.0313	14.0231	10.8879	7.2098	12.0807	9.9103	6.3853	9.0288	8.4487	102.1553			
	S	77.231	79.751	100.317	74.001	88.171	55.512	85.900	65.565	85.423	99.908	84.736	81.053			
5	T	7.8861	13.3668	3.0299	14.6229	11.2586	7.3002	12.3894	10.3774	6.3690	9.2668	9.0415	104.9086			
	S	76.343	79.675	100.363	70.966	85.268	54.824	83.759	62.614	85.642	97.342	79.180	78.926			
6	T	8.4210	13.4768	3.2526	15.2083	10.8361	7.5006	11.9582	10.0595	6.3799	9.0209	8.3554	104.4693			
	S	71.493	79.025	93.492	68.234	88.593	53.359	86.780	64.593	85.496	99.995	85.682	79.258			
7	T	8.0195	13.4901	2.9990	14.2348	10.6807	7.2913	12.1358	9.9758	6.4317	9.0361	8.4398	102.7346			
	S	75.073	78.947	101.397	72.901	89.882	54.891	85.510	65.135	84.807	99.827	84.825	80.596			
8	T	7.8213	13.5042	3.0442	14.1125	10.6205	7.1808	12.0553	9.9558	6.4210	9.0619	8.4024	102.1799			
	S	76.975	78.864	99.892	73.532	90.391	55.736	86.081	65.266	84.949	99.543	85.203	81.034			
9	T	7.8182	14.1819	3.1427	14.4336	10.6534	7.2208	12.0162	9.9862	6.3595	8.9683	8.4438	103.2246			104.2548
	S	77.006	75.096	96.761	71.897	90.112	55.427	86.361	65.067	85.770	100.582	84.785	80.213			73.313
10	T													36.7381		
	S													23.792		

Event: Global MX-5 Cup at Barber Motorsports Park

Round 3 / 4

Track: Barber Motorsports Park

2.3 mile(s)

Report: Section Data Report

Battery Tender Global MX-5 Cup

Session: Qualifications

April 6, 2019



Section Data for Car 74 - Maxson, Tyler (R)

Lap	T/S I7 to I8	I8 to SF	SF to I1	I1 to I2	I2 to I3A	I3A to I3	I3 to I4	I4 to I5A	I5A to I5	I5 to I6	I6 to I7	Lap	PI to PO	PO to SF	SF to PI	
1	T	7.6776	13.2671	2.9595	14.0492	10.4592	7.3319	11.9251	9.8238	6.1800	9.0644	8.5049	101.2427		113.8925	102.7752
	S	78.416	80.274	102.751	73.864	91.785	54.587	87.020	66.143	88.261	99.515	84.176	81.784		69.503	74.368
2	T					11.3451	7.3327	12.0163	10.2726	6.1536	8.6674	8.4081	285.5806	179.0915	104.7748	
	S					84.618	54.581	86.360	63.253	88.640	104.073	85.145	28.994	4.881	75.552	
3	T	7.6374	13.1255	2.9020	13.9249	10.3112	7.2280	11.8052	9.8386	6.1029	8.5378	8.1513	99.5648			
	S	78.829	81.140	104.787	74.523	93.103	55.372	87.904	66.043	89.376	105.653	87.828	83.162			
4	T	7.6561	13.0344	2.8752	13.8348	10.2981	7.1878	11.8154	9.8856	6.1943	8.6108	8.1823	99.5748			
	S	78.636	81.707	105.763	75.008	93.221	55.681	87.828	65.729	88.057	104.757	87.495	83.154			
5	T	7.6907	13.1689	2.8935	13.9530	10.4187	7.2422	11.9420	9.8690	6.2258	9.3759	8.4705	101.2502			
	S	78.282	80.872	105.094	74.373	92.142	55.263	86.897	65.840	87.612	96.209	84.518	81.778			
6	T	7.7864	13.0564	2.8994	14.0319	10.2871	7.3946	12.2835	9.9479	6.1265	8.5810	8.2318	100.6265			
	S	77.320	81.569	104.881	73.955	93.321	54.124	84.481	65.318	89.032	105.121	86.969	82.284			
7	T	7.6346	13.3433	2.8546	13.9282	10.3504			9.9295	6.1758	8.6512	8.4772	101.6709			100.0559
	S	78.857	79.815	106.527	74.505	92.750			65.439	88.321	104.268	84.451	81.439			76.389
8	T													281.6245		
	S													3.104		

Event: Global MX-5 Cup at Barber Motorsports Park

Round 3 / 4

Track: Barber Motorsports Park

2.3 mile(s)

Report: Section Data Report

Battery Tender Global MX-5 Cup

Session: Qualifications

April 6, 2019



Section Data for Car 76 - Hall, Ryan (R)

Lap	T/S I7 to I8	I8 to SF	SF to I1	I1 to I2	I2 to I3A	I3A to I3	I3 to I4	I4 to I5A	I5A to I5	I5 to I6	I6 to I7	Lap	PI to PO	PO to SF	SF to PI	
1	T	7.8106	13.4849	2.9784	14.4895	10.4331	7.3233	11.9377	10.1525	7.0394	10.7712	9.1993	105.6199		113.5640	110.9204
	S	77.081	78.977	102.099	71.619	92.015	54.651	86.929	64.001	77.486	83.746	77.822	78.394		69.704	68.907
2	T					11.0009	7.8458	12.1927	10.1604	6.1987	8.6366	8.3729	277.4892	169.0202	102.7696	
	S					87.266	51.012	85.111	63.951	87.995	104.445	85.503	29.839	5.172	77.026	
3	T	7.7104	13.1862	2.8769	14.1243	10.5284	7.4275	12.0671	10.0046	6.1664	8.5584	8.5433	101.1935			
	S	78.082	80.766	105.701	73.471	91.182	53.885	85.996	64.947	88.456	105.399	83.798	81.823			
4	T	7.8411	13.0970	2.9255	14.1834	10.5775	7.1756	11.8548	10.1245	6.1734	8.6177	8.4435	101.0140			
	S	76.781	81.316	103.945	73.165	90.759	55.776	87.536	64.178	88.356	104.674	84.788	81.969			
5	T	7.7355	13.1305	2.8829	13.9490	10.4080	7.2628	11.7753	10.1330	6.2045	8.5605	8.3076	100.3496			
	S	77.829	81.109	105.481	74.394	92.237	55.106	88.127	64.124	87.913	105.373	86.175	82.512			
6	T	7.8695	13.1112	2.9074	13.9917	10.3768	7.2283	11.8576	10.0966	6.2744	8.6892	8.3336	100.7363			
	S	76.504	81.228	104.592	74.167	92.514	55.369	87.516	64.356	86.933	103.812	85.906	82.195			
7	T	7.6279	13.2422	2.9020	13.8805	10.3201	7.2302	11.8718	10.0781	6.2230	8.5704	8.4331	100.3793			
	S	78.927	80.425	104.787	74.762	93.022	55.355	87.411	64.474	87.651	105.251	84.893	82.487			
8	T	8.3225	13.0215	2.8727	13.9253	10.3542	7.2519	11.8487	10.0302	6.1967	8.5801	8.1713	100.5751			
	S	72.339	81.788	105.855	74.521	92.716	55.189	87.582	64.782	88.023	105.132	87.613	82.327			
9	T	7.6630	13.0805	2.8738	14.0440	10.2867	7.3343	11.8019	10.0934	6.1997	8.6092	8.5728	100.5593			
	S	78.565	81.419	105.815	73.891	93.324	54.569	87.929	64.376	87.981	104.777	83.509	82.339			
10	T	7.6757	13.3303	2.8980	13.9331	10.3772	7.2578	11.9647	9.9689	6.2077	8.6436	8.3888	100.6458			101.8856
	S	78.435	79.893	104.931	74.479	92.511	55.144	86.732	65.180	87.867	104.360	85.341	82.269			75.017

Event: Global MX-5 Cup at Barber Motorsports Park

Round 3 / 4

Track: Barber Motorsports Park

2.3 mile(s)

Report: Section Data Report

Battery Tender Global MX-5 Cup

Session: Qualifications

April 6, 2019



Section Data for Car 77 - Oxner, Luke

Lap	T/S I7 to I8	I8 to SF	SF to I1	I1 to I2	I2 to I3A	I3A to I3	I3 to I4	I4 to I5A	I5A to I5	I5 to I6	I6 to I7	Lap	PI to PO	PO to SF	SF to PI
1	T				13.0256	7.7922	13.0180	11.4267	7.4073	11.4082	10.4091	163.2997	50.5139		
	S				73.701	51.363	79.715	56.864	73.637	79.070	68.777	50.704	17.304		
2	T				13.4924	9.6472	16.1056	10.7348	6.3821	9.8929	9.0099	276.5412	148.9028	115.7957	
	S				71.151	41.486	64.433	60.530	85.466	91.181	79.458	29.941	5.870	68.361	
3	T	7.5384	13.2179	2.9596	13.6735	10.3213	7.2314	11.9080	9.9095	6.2209	8.7540	8.1222	99.8567		
	S	79.864	80.573	102.747	75.893	93.012	55.346	87.145	65.571	87.681	103.044	88.142	82.919		
4	T	7.5941	13.0490	2.9357	13.5880	10.3226	7.0277	11.8063	9.8702	6.1965	8.7225	8.1726	99.2852		
	S	79.278	81.615	103.584	76.371	93.000	56.950	87.896	65.832	88.026	103.416	87.599	83.396		
5	T	7.6077	13.0818	2.8975	13.8483	10.3113	7.0358	11.8066	9.9280	6.2279	8.7466	8.1086	99.6001		
	S	79.136	81.411	104.949	74.935	93.102	56.884	87.894	65.449	87.582	103.131	88.290	83.132		
6	T	7.7776	13.0836	2.9171	13.7112	10.3397	7.0668	11.8098	9.9513	6.2718	9.9885	8.9638	101.8812		101.3537
	S	77.408	81.400	104.244	75.685	92.846	56.635	87.870	65.295	86.969	90.308	79.867	81.271		75.411
7	T				10.3677	7.1278	11.9442	10.4687	6.3298	9.0504	8.5418	130.5768	30.3301	100.7653	
	S				92.595	56.150	86.881	62.068	86.172	99.669	83.812	63.411	28.819	78.558	
8	T	7.6074	13.2449	2.9526	13.8339	10.2450	7.1349	11.9114	9.8923	6.2221	8.7424	8.2246	100.0115		
	S	79.139	80.408	102.991	75.013	93.704	56.094	87.121	65.685	87.664	103.181	87.045	82.790		
9	T	7.6114	13.1594	2.9134	13.8442	10.2590	7.2482	11.9327	10.1409	6.3844	8.7804	8.5612	100.8352		106.7502
	S	79.098	80.931	104.377	74.958	93.576	55.217	86.965	64.074	85.436	102.734	83.623	82.114		71.599

Event: Global MX-5 Cup at Barber Motorsports Park

Round 3 / 4

Track: Barber Motorsports Park

2.3 mile(s)

Report: Section Data Report

Battery Tender Global MX-5 Cup

Session: Qualifications

April 6, 2019



Section Data for Car 78 - White(*), Brandon (R)

Lap	T/S	I7 to I8	I8 to SF	SF to I1	I1 to I2	I2 to I3A	I3A to I3	I3 to I4	I4 to I5A	I5A to I5	I5 to I6	I6 to I7	Lap	PI to PO	PO to SF	SF to PI
1	T	8.8100	14.4417	3.2879	15.5375	12.0296	8.3737	13.0484	11.1574	6.6716	10.1759	10.0841	113.6178		121.4043	131.4497
	S	68.337	73.745	92.488	66.789	79.803	47.796	79.529	58.237	81.758	88.645	70.994	72.876		65.203	58.145
2	T					11.3354	7.4856	12.5693	10.2932	6.5252	9.6047	9.1168	270.2685	143.7031	107.5875	
	S					84.690	53.466	82.560	63.126	83.592	93.917	78.526	30.636	6.083	73.576	
3	T	8.0050	14.1007	3.1504	14.9455	11.1547	7.4189	12.4303	10.1750	6.4995	9.5589	9.1414	106.5803			
	S	75.209	75.528	96.525	69.434	86.062	53.947	83.484	63.860	83.923	94.367	78.315	77.688			
4	T	8.6268	14.0672	3.1754	14.6637	11.1231	7.6181	12.6381	10.1510	6.5080	9.5759	8.9703	107.1176			
	S	69.788	75.708	95.765	70.768	86.307	52.536	82.111	64.011	83.813	94.200	79.809	77.298			
5	T	8.1584	14.0440	3.1587	15.0277	11.5296	7.6615	12.4966	10.2250	6.5016	9.4511	8.9618	107.2160			
	S	73.795	75.833	96.271	69.054	83.264	52.239	83.041	63.547	83.895	95.443	79.885	77.227			
6	T	8.1837	13.9687	3.2004	14.7754	10.9945	7.2843	12.4674	10.1115	6.4960	9.5116	9.0727	106.0662			
	S	73.566	76.242	95.017	70.233	87.316	54.944	83.235	64.261	83.968	94.836	78.908	78.064			
7	T	8.1577	14.0829	3.2838	14.9981	11.0925	7.3925	12.5005	10.1335	6.5136	9.7473	9.1880	107.0904			
	S	73.801	75.624	92.603	69.191	86.545	54.140	83.015	64.121	83.741	92.543	77.918	77.318			
8	T	8.1356	13.9307	3.2033	14.8575	11.2904	7.4254	12.5032	10.1894	6.5954	9.7161	9.3184	107.1654			
	S	74.001	76.450	94.931	69.845	85.028	53.900	82.997	63.769	82.702	92.840	76.827	77.264			
9	T	8.3138	14.2294	3.2082	15.0711	11.0875	7.5217	12.6995	10.5300	6.6671	9.6859	9.1118	108.1260			109.7895
	S	72.415	74.845	94.786	68.855	86.584	53.210	81.714	61.707	81.813	93.130	78.569	76.577			69.617

Event: Global MX-5 Cup at Barber Motorsports Park

Round 3 / 4

Track: Barber Motorsports Park

2.3 mile(s)

Report: Section Data Report

Battery Tender Global MX-5 Cup

Session: Qualifications

April 6, 2019



Section Data for Car 8 - Sparks(*), Nathaniel

Lap	T/S I7 to I8	I8 to SF	SF to I1	I1 to I2	I2 to I3A	I3A to I3	I3 to I4	I4 to I5A	I5A to I5	I5 to I6	I6 to I7	Lap	PI to PO	PO to SF	SF to PI	
1	T	7.6887	13.5214	3.0105	14.0689	10.5051	7.1919	11.9664	10.6787	7.1110	12.4556	9.8730	108.0712		106.2976	117.4898
	S	78.303	78.764	101.010	73.760	91.384	55.650	86.720	60.848	76.706	72.421	72.512	76.616		74.469	65.054
2	T					11.1993	7.3261	13.6178	10.8226	7.0799	10.9281	8.6105	281.9435	165.4629	106.5941	
	S					85.720	54.630	76.204	60.039	77.043	82.544	83.144	29.368	5.283	74.262	
3	T	7.6234	13.1188	2.9614	13.7312	10.5113	7.0874	11.8965	9.8271	6.2426	8.7782	8.0649	99.8428			
	S	78.973	81.181	102.685	75.574	91.330	56.470	87.230	66.120	87.376	102.760	88.769	82.930			
4	T	7.6316	13.1189	2.9107	13.8967	10.4373	7.1729	11.9149	10.0490	6.3851	9.3506	8.4768	101.3445			
	S	78.888	81.181	104.473	74.674	91.978	55.797	87.095	64.660	85.426	96.469	84.455	81.702			
5	T	7.6772	13.2926	2.9422	13.9615	10.4452	7.1199	11.8996	9.8557	6.2488	8.8896	8.1165	100.4488			
	S	78.420	80.120	103.355	74.328	91.908	56.212	87.207	65.929	87.289	101.472	88.204	82.430			
6	T	7.7708	13.2126	2.9479	13.9096	10.5299	7.1580	11.9513	10.0088	6.3359	8.9044	8.1563	100.8855			
	S	77.475	80.605	103.155	74.605	91.169	55.913	86.830	64.920	86.090	101.303	87.774	82.073			
7	T	7.7462	13.4448	2.9680	14.0117	10.4537	7.1497	11.8975	10.1023	6.4202	9.2539	8.2940	101.7420			
	S	77.721	79.213	102.457	74.061	91.834	55.978	87.222	64.319	84.959	97.477	86.317	81.382			
8	T	7.8426	13.4623	2.9681	14.2033	10.5867	7.1601	12.0147	10.0755	6.3546	10.2059	8.8595	103.7333			108.2416
	S	76.766	79.110	102.453	73.062	90.680	55.897	86.371	64.490	85.836	88.385	80.807	79.820			70.612

Event: Global MX-5 Cup at Barber Motorsports Park

Round 3 / 4

Track: Barber Motorsports Park

2.3 mile(s)

Report: Section Data Report

Battery Tender Global MX-5 Cup

Session: Qualifications

April 6, 2019



Section Data for Car 87 - Rollan, Selin

Lap	T/S I7 to I8	I8 to SF	SF to I1	I1 to I2	I2 to I3A	I3A to I3	I3 to I4	I4 to I5A	I5A to I5	I5 to I6	I6 to I7	Lap	PI to PO	PO to SF	SF to PI	
1	T	8.1124	13.5254	2.9953	14.8324	10.4265	7.3312	12.2638	10.0489	6.6489	10.4761	9.3847	106.0456		110.3610	111.9114
	S	74.213	78.741	101.523	69.964	92.073	54.592	84.617	64.661	82.037	86.105	76.285	78.080		71.727	68.297
2	T					11.1785	7.7031	13.2012	10.5859	6.2316	8.8676	8.2120	279.2811	168.6368	103.9051	
	S					85.879	51.957	78.609	61.381	87.530	101.724	87.178	29.648	5.183	76.184	
3	T	7.6403	13.1241	2.8648	13.8960	10.2389	6.9934	11.6512	9.9702	6.1378	8.4958	8.1258	99.1383			
	S	78.799	81.148	106.147	74.678	93.760	57.229	89.066	65.171	88.868	106.175	88.103	83.520			
4	T	7.7492	13.0883	2.9065	14.6705	11.5972	7.3220	12.5053	10.0908	6.1768	8.6977	8.1998	103.0041			
	S	77.691	81.370	104.624	70.736	82.779	54.661	82.983	64.393	88.307	103.711	87.308	80.385			
5	T	7.6823	13.0803	2.8596	13.9662	10.1987	7.0733	11.6299	10.0244	6.1984	8.5361	8.2170	99.4662			
	S	78.368	81.420	106.340	74.303	94.130	56.583	89.229	64.819	87.999	105.674	87.125	83.244			
6	T	7.7491	13.1526	2.8410	13.8927	10.2122	7.1554	11.6597	10.0200	6.1475	8.5069	8.1992	99.5363			
	S	77.692	80.973	107.037	74.696	94.005	55.934	89.001	64.848	88.728	106.037	87.315	83.186			
7	T	7.7733	12.9861	2.7864	14.1000	10.2442	7.0587	11.6445	10.0058	6.1659	8.5041	8.4614	99.7304			
	S	77.450	82.011	109.134	73.598	93.712	56.700	89.117	64.940	88.463	106.072	84.609	83.024			
8	T	7.8194	13.1690	2.8563	13.9779	10.2651	7.1060	11.6141	9.9464	6.1961	8.6035	8.2079	99.7617			
	S	76.994	80.872	106.463	74.241	93.521	56.322	89.351	65.327	88.032	104.846	87.222	82.998			
9	T	7.9307	13.1726	2.8538	13.9867	10.2562	7.0716	11.6570	9.9417	6.1629	8.5652	8.2032	99.8016			
	S	75.913	80.850	106.556	74.194	93.602	56.596	89.022	65.358	88.506	105.315	87.272	82.965			
10	T	7.7629	13.2512	2.8821	14.0748	10.2652	7.1637	11.9313	10.0626	6.2052	8.6540	8.2895	100.5425			101.9465
	S	77.554	80.370	105.510	73.729	93.520	55.869	86.975	64.573	87.903	104.235	86.363	82.353			74.972

Event: Global MX-5 Cup at Barber Motorsports Park

Round 3 / 4

Track: Barber Motorsports Park

2.3 mile(s)

Report: Section Data Report

Battery Tender Global MX-5 Cup

Session: Qualifications

April 6, 2019



Section Data for Car 92 - Unser(*), Loni (R)

Lap	T/S	I7 to I8	I8 to SF	SF to I1	I1 to I2	I2 to I3A	I3A to I3	I3 to I4	I4 to I5A	I5A to I5	I5 to I6	I6 to I7	Lap	PI to PO	PO to SF	SF to PI
1	T	8.9640	13.7296	3.0654	15.0079	10.7775	7.3920	12.1938	10.3224	6.4543	10.1929	9.3517	107.4515		119.3720	114.0962
	S	67.163	77.570	99.201	69.145	89.074	54.143	85.103	62.948	84.510	88.497	76.554	77.058		66.313	66.989
2	T					10.9065	7.4436	12.5679	10.4003	6.3071	9.1154	9.5560	283.4380	171.2195	105.4337	
	S					88.021	53.768	82.570	62.476	86.483	98.958	74.917	29.213	5.105	75.079	
3	T	8.7200	13.8335	3.0308	14.3280	10.8871	7.7193	12.2611	10.2622	6.2971	9.0770	8.5993	105.0154			
	S	69.042	76.987	100.334	72.427	88.178	51.848	84.636	63.317	86.620	99.377	83.252	78.846			
4	T	7.9819	13.5779	3.0491	14.2702	10.5832	7.3994	11.9725	10.0721	6.3577	8.9015	8.4870	102.6525			
	S	75.426	78.436	99.731	72.720	90.710	54.089	86.676	64.512	85.794	101.336	84.354	80.660			
5	T	7.9270	13.6402	3.1923	14.1861	10.6066	7.1955	11.9322	10.0447	6.3236	8.9487	8.4246	102.4215			
	S	75.949	78.078	95.258	73.151	90.510	55.622	86.969	64.688	86.257	100.802	84.978	80.842			
6	T	7.7858	13.6436	3.0448	14.1223	10.6586	7.2978	12.0424	10.0470	6.3665	8.9332	8.3640	102.3060			
	S	77.326	78.059	99.872	73.481	90.068	54.842	86.173	64.673	85.676	100.977	85.594	80.934			
7	T	7.9477	13.5517	3.0512	14.0698	10.7137	7.2350	12.0515	10.1257	6.3764	8.9309	8.4932	102.5468			
	S	75.751	78.588	99.663	73.756	89.605	55.318	86.108	64.171	85.543	101.003	84.292	80.744			
8	T	7.9708	13.8283	3.0620	14.2086	10.8330	7.2497	12.0028	10.1451	6.3883	8.9433	8.6598	103.2917			
	S	75.531	77.016	99.311	73.035	88.618	55.206	86.457	64.048	85.383	100.863	82.670	80.161			
9	T	7.8712	13.5510	3.0697	14.1984	10.8151	7.3223	12.0920	10.1197	6.4063	8.9999	8.7113	103.1569			104.8352
	S	76.487	78.592	99.062	73.088	88.765	54.659	85.819	64.209	85.143	100.228	82.182	80.266			72.907
10	T													37.6571		
	S													23.212		

Event: Global MX-5 Cup at Barber Motorsports Park

Round 3 / 4

Track: Barber Motorsports Park

2.3 mile(s)

Report: Section Data Report

Battery Tender Global MX-5 Cup

Session: Qualifications

April 6, 2019



Section Data for Car 98 - Robillard(*), Jackson (R)

Lap	T/S	I7 to I8	I8 to SF	SF to I1	I1 to I2	I2 to I3A	I3A to I3	I3 to I4	I4 to I5A	I5A to I5	I5 to I6	I6 to I7	Lap	PI to PO	PO to SF	SF to PI
1	T	8.6925	13.8378	3.1156	15.3593	11.0560	7.5167	12.3515	10.4672	6.9043	10.8174	10.2125	110.3308		114.9911	114.9353
	S	69.260	76.963	97.603	67.563	86.831	53.245	84.016	62.077	79.002	83.388	70.101	75.047		68.839	66.500
2	T					11.4746	7.7552	12.6630	10.4964	6.4599	9.4227	9.2552	278.1330	166.5557	106.7540	
	S					83.663	51.608	81.950	61.904	84.437	95.731	77.352	29.770	5.248	74.151	
3	T	8.5021	13.8094	3.1242	15.1940	11.0839	7.8618	12.2131	10.2889	6.3600	9.0161	8.9528	106.4063			
	S	70.811	77.121	97.334	68.298	86.612	50.908	84.968	63.153	85.763	100.048	79.965	77.815			
4	T	9.0950	13.5566	3.0719	14.4923	10.8025	7.4076	12.2667	10.3993	6.4265	9.0932	8.9933	105.6049			
	S	66.195	78.560	98.991	71.605	88.868	54.029	84.597	62.482	84.876	99.200	79.605	78.405			
5	T	8.1881	13.5442	3.1137	14.7184	11.1002	7.4017	12.3757	10.3950	6.4347	9.3238	9.1158	105.7113			
	S	73.527	78.631	97.662	70.505	86.485	54.072	83.852	62.508	84.768	96.747	78.535	78.327			
6	T	8.2803	13.5065	3.1326	15.1378	10.9406	7.5973	12.3104	10.6451	6.4191	9.2888	9.0209	106.2794			109.8381
	S	72.708	78.851	97.073	68.552	87.747	52.680	84.297	61.040	84.974	97.111	79.361	77.908			69.586
7	T					11.1209	7.5944	12.6084	10.5684	6.4934	9.4325	9.4688	149.4416	39.7852	106.4157	
	S					86.324	52.700	82.304	61.483	84.001	95.632	75.607	55.406	21.970	74.387	
8	T	8.3835	13.7213	3.1134	14.8408	10.9487	7.5729	12.5211	10.4367	6.4767	9.3935	9.0838	106.4924			
	S	71.813	77.617	97.672	69.924	87.682	52.850	82.878	62.258	84.218	96.029	78.812	77.752			
9	T	8.4283	14.1471	3.2084	15.3074	11.0009	7.5696	12.4846	10.3713	6.4703	9.3627	9.2511	107.6017			109.0438
	S	71.431	75.280	94.780	67.793	87.266	52.873	83.121	62.651	84.301	96.345	77.386	76.950			70.093

Event: Global MX-5 Cup at Barber Motorsports Park

Round 3 / 4

Track: Barber Motorsports Park

2.3 mile(s)

Report: Section Data Report

Battery Tender Global MX-5 Cup

Session: Qualifications

April 6, 2019



Section Data for Car 99 - Kemper, Drake

Lap	T/S I7 to I8	I8 to SF	SF to I1	I1 to I2	I2 to I3A	I3A to I3	I3 to I4	I4 to I5A	I5A to I5	I5 to I6	I6 to I7	Lap	PI to PO	PO to SF	SF to PI	
1	T	7.5530	13.0128	3.0795	14.0896	10.2996	7.2981	11.9327	11.2565	7.8475	10.5991	9.9345	106.9029		106.7869	115.5129
	S	79.709	81.842	98.747	73.652	93.208	54.840	86.965	57.724	69.507	85.106	72.063	77.453		74.128	66.167
2	T					10.3669	7.3343	11.8591	9.8705	6.1610	8.5758	8.2925	272.5150	165.2109	99.4549	
	S					92.602	54.569	87.505	65.830	88.533	105.185	86.332	30.384	5.291	79.593	
3	T	8.2286	13.0980	2.8723	14.5179	10.3754	7.2111	11.8603	9.8938	6.1900	8.6711	8.3220	101.2405			
	S	73.165	81.310	105.870	71.479	92.527	55.502	87.496	65.675	88.119	104.029	86.026	81.785			
4	T	7.7555	13.1504	2.9040	13.7693	10.2648	7.2467	11.7971	9.8332	6.1867	8.6226	8.1870	99.7173			
	S	77.628	80.986	104.715	75.365	93.523	55.229	87.965	66.079	88.166	104.614	87.445	83.035			
5	T	7.5843	13.2917	2.8872	13.7753	10.2011	7.1989	11.7611	10.3808	6.3305	8.7493	8.2451	100.4053			
	S	79.380	80.125	105.324	75.332	94.107	55.596	88.234	62.594	86.163	103.099	86.828	82.466			
6	T	7.6682	13.8087	3.1136	13.9590	10.3199	7.2278	11.7502	9.9133	6.1516	8.5790	8.2468	100.7381			
	S	78.512	77.125	97.665	74.341	93.024	55.373	88.316	65.546	88.669	105.146	86.811	82.193			
7	T	7.9043	13.2992	2.8803	13.8331	10.2665	7.2045	11.7729	9.9315	6.1514	8.5949	8.3090	100.1476			
	S	76.167	80.080	105.576	75.018	93.508	55.552	88.145	65.425	88.672	104.951	86.161	82.678			
8	T	7.8572	13.0335	2.8455	13.9901	10.2396	7.2515	11.7322	9.9749	6.1483	8.7312	8.3384	100.1424			101.0358
	S	76.623	81.713	106.867	74.176	93.754	55.192	88.451	65.141	88.716	103.313	85.857	82.682			75.648
9	T													125.6434		
	S													6.957		

Event: Global MX-5 Cup at Barber Motorsports Park

Round 3 / 4

Track: Barber Motorsports Park

2.3 mile(s)

Report: Section Data Report

Battery Tender Global MX-5 Cup

Session: Qualifications






April 6, 2019



Section Data for Car

Report Support Information

Section Legend	
Name	Length
I7 to I8	0.167235 miles
I8 to SF	0.295833 miles
SF to I1	0.084470 miles
I1 to I2	0.288258 miles
I2 to I3A	0.266667 miles
I3A to I3	0.111174 miles
I3 to I4	0.288258 miles
I4 to I5A	0.180492 miles
I5A to I5	0.151515 miles
I5 to I6	0.250568 miles
I6 to I7	0.198864 miles
I2 to I3	0.377841 miles
I4 to I5	0.332008 miles
Lap	2.300000 miles
PI to PO	0.242803 miles
PO to SF	2.198864 miles
SF to PI	2.123106 miles
PO to I2	0.280871 miles
I7 to PI	0.302841 miles
PO to PI	2.038636 miles

Color Legend	
	Fastest Lap
	Section Under Caution
	Section Under Green
	Section Time Data
	Section Speed Data

