

Event: Global MX-5 Cup at COTA
Track: Circuit of the Americas
Report: Section Data Report
Session: Qualifications

Round 1 / 2
3.41 mile(s)

Battery Tender Global MX-5 Cup
March 23, 2019



Section Data for Car 08 - Carter, Michael (R)

Lap	T/S	I17 to I18	I18 to I19	I19 to SF	SF to I1	I1 to I2	I2 to I3	I3 to I4	I4 to I5	I5 to I6	I6 to I7	I7 to I8	I8 to I9	I9 to I10	I10 to I11	I11 to I12
1	T	9.6777	7.1719	8.1566	2.5518	3.0702	9.1117	5.5026	6.2450	8.6119	5.4700	7.2741	7.3539	10.7561	7.7012	12.1921
	S	86.727	60.844	89.944	106.342	105.042	58.367	91.320	98.915	81.943	79.275	65.800	92.622	67.573	85.081	113.971
2	T	9.6400	7.1911	8.0667	2.5179	2.9516	8.9082	5.5767	6.2903	8.5661	5.4029	7.3103	7.5449	10.3417	7.7166	12.3296
	S	87.066	60.681	90.946	107.774	109.263	59.700	90.107	98.203	82.381	80.260	65.474	90.278	70.280	84.911	112.700
3	T	9.4003	7.1211	8.1268	2.5534	3.0177	8.9468	5.5305	6.2200	8.5225	5.4172	7.1522	7.3700	10.5389	7.6464	12.2564
	S	89.286	61.278	90.274	106.275	106.869	59.442	90.860	99.313	82.802	80.048	66.922	92.420	68.965	85.691	113.373
4	T	9.4194	7.1405	8.1127	2.5305	2.9792	8.9238	5.4712	6.2350	8.6294	5.4204	7.2455	7.4810	10.5412	7.6477	12.1429
	S	89.105	61.111	90.431	107.237	108.251	59.595	91.845	99.074	81.776	80.001	66.060	91.049	68.950	85.676	114.433
5	T						12.1763	6.2181	6.5809	9.1056	5.9915	7.3456	7.4689	12.0365	7.8284	12.7062
	S						43.677	80.812	93.867	77.500	72.375	65.160	91.196	60.385	83.699	109.360
6	T	9.3357	7.1295	8.0442	2.5101	3.0078	9.0077	5.4794	6.2563	8.5849	5.4745	7.2787	7.4175	10.5981	8.0917	12.3371
	S	89.904	61.205	91.201	108.109	107.221	59.040	91.707	98.737	82.200	79.210	65.758	91.828	68.580	80.975	112.631
7	T	9.3349	7.0841	8.0712	2.5133	2.9818	8.9466	5.6539	6.3881	8.4888	5.4481	7.1989	7.4175	10.3237	7.6903	12.2765
	S	89.912	61.598	90.896	107.971	108.156	59.444	88.877	96.700	83.131	79.594	66.487	91.828	70.403	85.202	113.187
8	T	9.5662	7.2031	8.1004	2.5113	2.9951	9.0641	5.5801	6.3247	8.7458	5.8170	7.2684	7.4232	10.2733	7.6240	12.1823
	S	87.738	60.580	90.568	108.057	107.676	58.673	90.052	97.669	80.688	74.546	65.852	91.758	70.748	85.943	114.063

Event: Global MX-5 Cup at COTA
Track: Circuit of the Americas
Report: Section Data Report
Session: Qualifications

Round 1 / 2
3.41 mile(s)
Battery Tender Global MX-5 Cup
March 23, 2019



Section Data for Car 08 - Carter, Michael (R)

Lap	T/S	I12 to I13	I13 to I14	I14 to I15	I15 to I16	I16 to I17	Lap	PI to PO	PO to SF	SF to PI
1	T	10.7741	5.3321	10.6602	9.0877	6.1292	152.8301		178.9536	
	S	69.801	55.624	59.802	75.927	93.109	80.324		67.441	
2	T	10.3968	5.3942	10.6735	9.1939	6.1343	152.1473			
	S	72.334	54.983	59.727	75.050	93.031	80.685			
3	T	10.4056	5.3074	10.8655	9.2428	6.1333	151.7748			
	S	72.273	55.883	58.672	74.653	93.046	80.883			
4	T	10.7642	5.3949	10.9491	9.4698	6.1868	152.6852			151.1900
	S	69.865	54.976	58.224	72.863	92.242	80.401			75.456
5	T	11.5317	5.5007	10.9579	9.3743	6.3144	252.1226	90.0882	163.3664	
	S	65.215	53.919	58.177	73.605	90.378	48.691	10.210	73.876	
6	T	11.1379	5.4997	11.0848	10.7566	6.1994	155.2316			
	S	67.521	53.929	57.511	64.147	92.054	79.082			
7	T	10.3480	5.4341	10.7272	9.2257	6.1571	151.7098			
	S	72.675	54.580	59.428	74.791	92.687	80.918			
8	T	10.5936	5.3698	10.7580	9.3199	6.2362	152.9565			152.1893
	S	70.991	55.233	59.258	74.035	91.511	80.258			74.960

Event: Global MX-5 Cup at COTA
Track: Circuit of the Americas
Report: Section Data Report
Session: Qualifications

Round 1 / 2
3.41 mile(s)

Battery Tender Global MX-5 Cup
March 23, 2019



Section Data for Car 12 - Globe(*), Michael

Lap	T/S	I17 to I18	I18 to I19	I19 to SF	SF to I1	I1 to I2	I2 to I3	I3 to I4	I4 to I5	I5 to I6	I6 to I7	I7 to I8	I8 to I9	I9 to I10	I10 to I11	I11 to I12
1	T	10.2612	7.5802	8.5009	2.6780	3.1715	9.5587	5.7266	6.7134	8.9194	5.6784	7.5529	7.8928	10.9711	8.1841	13.0468
	S	81.795	57.566	86.301	101.331	101.687	55.637	87.748	92.014	79.118	76.366	63.371	86.298	66.248	80.061	106.505
2	T	10.0595	7.4032	8.4953	2.6855	3.1626	9.0979	5.8022	6.6285	9.0819	5.8067	7.8470	7.9526	10.7880	8.4055	13.2359
	S	83.435	58.943	86.358	101.048	101.973	58.455	86.605	93.193	77.702	74.679	60.996	85.650	67.373	77.952	104.983
3	T	9.9910	7.4399	8.5969	2.7171	3.2157	9.3993	5.7377	6.6648	9.0232	5.7868	7.6080	7.8103	10.7908	8.1760	13.1445
	S	84.007	58.652	85.337	99.873	100.289	56.581	87.579	92.685	78.207	74.935	62.912	87.210	67.355	80.140	105.713
4	T	9.9138	7.2083	8.5144	2.7057	3.1899	9.2566	5.8794	6.6506	9.0698	5.6869	7.9905	7.9175	10.7511	8.1231	13.0740
	S	84.662	60.536	86.164	100.293	101.100	57.453	85.468	92.883	77.806	76.252	59.901	86.029	67.604	80.662	106.283
5	T	9.9355	7.2986	8.5034	2.6889	3.1772	9.1382	5.7201	6.5569	9.0145	5.7444	7.6408	7.8415	10.6987	8.2393	13.0929
	S	84.477	59.787	86.276	100.920	101.504	58.197	87.848	94.210	78.283	75.489	62.642	86.863	67.935	79.525	106.130
6	T	9.9633	7.2327	8.5061	2.7085	3.2050	9.1092	5.7748	6.6196	8.9364	5.5935	7.5375	7.7365	10.8482	8.2270	13.1182
	S	84.241	60.332	86.248	100.190	100.624	58.383	87.016	93.318	78.967	77.525	63.501	88.042	66.999	79.644	105.925

Event: Global MX-5 Cup at COTA
Track: Circuit of the Americas
Report: Section Data Report
Session: Qualifications

Round 1 / 2
3.41 mile(s)

Battery Tender Global MX-5 Cup
March 23, 2019



Section Data for Car 12 - Globe(*), Michael

Lap	T/S	I12 to I13	I13 to I14	I14 to I15	I15 to I16	I16 to I17	Lap	PO to SF	SF to PI
1	T	11.1428	5.5085	11.0206	9.8977	6.2999	160.3055	175.2956	
	S	67.492	53.842	57.846	69.713	90.586	76.579	68.849	
2	T	11.5170	5.5157	11.0879	9.9760	6.3438	160.8927		
	S	65.299	53.772	57.495	69.166	89.959	76.299		
3	T	11.0540	5.4738	10.8915	9.9170	6.3284	159.7667		
	S	68.034	54.184	58.532	69.577	90.178	76.837		
4	T	10.8564	5.3701	10.8973	9.7053	6.3248	159.0855		
	S	69.272	55.230	58.501	71.095	90.229	77.166		
5	T	11.2229	5.4017	10.8138	9.8497	6.3266	158.9056		
	S	67.010	54.907	58.952	70.053	90.204	77.253		
6	T	10.9489	5.3697	10.7770	9.8068	6.3529	158.3718		155.7810
	S	68.687	55.234	59.154	70.359	89.830	77.514		73.232

Event: Global MX-5 Cup at COTA
Track: Circuit of the Americas
Report: Section Data Report
Session: Qualifications

Round 1 / 2
3.41 mile(s)

Battery Tender Global MX-5 Cup
March 23, 2019



Section Data for Car 13 - Noaker, Robert

Lap	T/S	I17 to I18	I18 to I19	I19 to SF	SF to I1	I1 to I2	I2 to I3	I3 to I4	I4 to I5	I5 to I6	I6 to I7	I7 to I8	I8 to I9	I9 to I10	I10 to I11	I11 to I12
1	T	9.5769	7.2834	8.2199	2.5778	3.0692	9.1072	5.5979	6.3566	8.3862	5.4985	7.1132	7.4217	10.2643	7.7638	12.3883
	S	87.640	59.912	89.251	105.269	105.076	58.395	89.766	97.179	84.148	78.864	67.288	91.776	70.810	84.395	112.166
2	T	9.5949	7.6079	8.1183	2.5289	3.0376	9.2047	5.6249	6.3055	8.4749	5.4328	7.0983	7.4651	10.4995	7.7735	12.2063
	S	87.475	57.357	90.368	107.305	106.169	57.777	89.335	97.966	83.267	79.818	67.430	91.243	69.224	84.290	113.838
3	T	9.4108	7.1115	8.0837	2.4991	2.9215	9.1076	5.5870	6.3384	8.4203	5.3852	7.1590	7.4486	10.2448	7.7021	12.3536
	S	89.187	61.360	90.755	108.585	110.388	58.393	89.941	97.458	83.807	80.524	66.858	91.445	70.945	85.071	112.481
4	T	9.4789	7.1644	8.1604	2.5440	3.0404	9.1336	5.6168	6.3660	8.6857	5.5205	7.2574	7.5477	10.3302	7.6997	12.2976
	S	88.546	60.907	89.902	106.668	106.072	58.227	89.464	97.035	81.246	78.550	65.951	90.244	70.359	85.098	112.993
5	T	9.3690	7.1409	8.1241	2.5348	2.9982	9.0391	5.5592	6.3476	8.6177	5.4931	7.1416	7.4385	10.3080	7.6661	12.1123
	S	89.585	61.108	90.304	107.055	107.565	58.835	90.391	97.317	81.887	78.942	67.021	91.569	70.510	85.471	114.722
6	T	9.5040	7.1317	7.9870	2.4811	2.9973	9.2234	5.5236	6.4029	8.7294	5.6757	7.2838	7.3937	10.5363	7.7108	12.1369
	S	88.312	61.186	91.854	109.372	107.597	57.660	90.973	96.476	80.840	76.402	65.712	92.124	68.982	84.975	114.489
7	T	10.4701	7.2407	8.1522	2.5482	3.0293	9.1710	5.6126	6.4200	8.5219	5.5040	7.2940	7.4739	10.5576	7.7688	12.3022
	S	80.163	60.265	89.992	106.492	106.460	57.989	89.531	96.219	82.808	78.786	65.621	91.135	68.843	84.341	112.951
8	T	9.4768	7.1316	8.1338	2.5455	2.9978	8.9950	5.5731	6.3279	8.5981	5.6732	7.3465	7.9155	10.9831	7.7131	12.1661
	S	88.566	61.187	90.196	106.605	107.579	59.124	90.165	97.620	82.074	76.436	65.152	86.051	66.176	84.950	114.215
9	T	9.3690	7.4398	8.1964	2.5474	3.0296	9.0441	5.5064	6.2803	8.6447	5.5822	7.1143	7.4117	10.5417	7.6392	12.0309
	S	89.585	58.653	89.507	106.526	106.450	58.803	91.257	98.360	81.632	77.682	67.278	91.900	68.947	85.772	115.498

Event: Global MX-5 Cup at COTA
Track: Circuit of the Americas
Report: Section Data Report
Session: Qualifications

Round 1 / 2
3.41 mile(s)
Battery Tender Global MX-5 Cup
March 23, 2019




Section Data for Car 13 - Noaker, Robert

Lap	T/S	I12 to I13	I13 to I14	I14 to I15	I15 to I16	I16 to I17	Lap	PO to SF	SF to PI
1	T	10.3104	5.4542	10.5211	9.2011	5.9859	152.0976	163.3955	
	S	72.940	54.378	60.593	74.991	95.338	80.711	73.863	
2	T	10.3772	5.3942	10.5320	9.1670	6.1271	152.5706		
	S	72.471	54.983	60.530	75.270	93.141	80.461		
3	T	10.3154	5.3772	10.4562	9.2039	6.1309	151.2568		
	S	72.905	55.157	60.969	74.968	93.083	81.160		
4	T	10.4536	5.4235	10.5124	9.1601	6.1747	152.5676		
	S	71.941	54.686	60.643	75.327	92.423	80.463		
5	T	10.5441	5.4585	10.4754	9.1966	6.0936	151.6584		
	S	71.324	54.336	60.857	75.028	93.653	80.945		
6	T	11.0808	5.9103	14.9930	11.6862	7.0364	161.4243		
	S	67.869	50.182	42.520	59.044	81.104	76.048		
7	T	10.5374	5.4160	10.4441	9.1974	6.2174	153.8788		
	S	71.369	54.762	61.039	75.021	91.788	79.777		
8	T	10.8902	5.6576	10.6020	9.2580	6.1274	154.1123		
	S	69.057	52.423	60.130	74.530	93.136	79.656		
9	T	10.4157	5.4269	10.6172	9.1293	6.2904	152.2572		154.7805
	S	72.203	54.652	60.044	75.581	90.723	80.627		73.706

Event: Global MX-5 Cup at COTA
Track: Circuit of the Americas
Report: Section Data Report
Session: Qualifications

Round 1 / 2
3.41 mile(s)

Battery Tender Global MX-5 Cup
March 23, 2019



Section Data for Car 14 - Montgomery(*), Sarah

Lap	T/S	I17 to I18	I18 to I19	I19 to SF	SF to I1	I1 to I2	I2 to I3	I3 to I4	I4 to I5	I5 to I6	I6 to I7	I7 to I8	I8 to I9	I9 to I10	I10 to I11	I11 to I12
1	T	9.5846	7.2370	8.2518	2.6529	3.2082	9.1153	5.6124	6.4735	8.8684	5.9764	7.5769	7.7779	10.8148	8.1414	12.7762
	S	87.569	60.296	88.906	102.289	100.524	58.343	89.534	95.424	79.573	72.558	63.170	87.573	67.206	80.481	108.760
2	T	9.8959	7.8660	8.5633	2.6557	3.1877	9.5322	5.7774	7.0322	9.0327	5.8218	7.3938	7.7230	10.5975	8.1482	13.3833
	S	84.815	55.475	85.672	102.182	101.170	55.792	86.977	87.843	78.125	74.485	64.735	88.196	68.584	80.414	103.827
3	T	9.5556	7.0392	8.3599	2.6635	3.1625	8.8977	5.5707	6.4350	8.8066	5.4030	7.6233	7.7185	10.5844	7.9601	12.8398
	S	87.835	61.991	87.757	101.882	101.976	59.770	90.204	95.995	80.131	80.258	62.786	88.247	68.669	82.314	108.222
4	T	9.4948	7.0808	8.5100	2.7661	3.2828	9.0422	5.7384	6.5700	8.4619	5.4687	7.3584	7.8829	10.5728	8.0073	13.0353
	S	88.398	61.626	86.209	98.103	98.239	58.815	87.568	94.022	83.395	79.294	65.046	86.407	68.744	81.829	106.599
5	T	9.4608	7.0535	8.4916	2.7447	3.2568	9.0326	5.7461	6.5128	8.7529	5.7616	7.3995	7.7353	10.5660	7.8634	12.8937
	S	88.715	61.865	86.396	98.868	99.024	58.878	87.451	94.848	80.623	75.263	64.685	88.056	68.788	83.326	107.769
6	T	9.6257	7.2244	8.4338	2.6618	3.1662	9.1340	5.7007	6.7563	8.7775	6.0124	7.5593	7.8126	10.5449	7.9773	13.0011
	S	87.196	60.401	86.988	101.947	101.857	58.224	88.147	91.430	80.397	72.124	63.318	87.184	68.926	82.136	106.879
7	T	9.5689	7.1053	8.5680	2.7595	3.2728	8.9087	5.6236	6.4896	8.6708	5.4600	7.3756	7.7328	10.5488	7.7906	12.4163
	S	87.713	61.414	85.625	98.338	98.539	59.696	89.356	95.187	81.386	79.421	64.895	88.084	68.901	84.105	111.913
8	T	9.7286	7.2621	8.5651	2.7580	3.2599	8.9471	5.6783	6.5042	8.6803	5.4154	7.4084	7.7279	10.4814	7.8519	12.8502
	S	86.273	60.088	85.654	98.391	98.929	59.440	88.495	94.974	81.297	80.075	64.607	88.140	69.344	83.448	108.134
9	T	9.4498	7.2533	8.4359	2.6865	3.1869	9.0052	5.6276	6.4459	8.6527	5.5624	7.5897	7.9027	10.4905	8.0060	13.1418
	S	88.819	60.161	86.966	101.010	101.196	59.057	89.292	95.833	81.556	77.959	63.064	86.190	69.283	81.842	105.735

Event: Global MX-5 Cup at COTA
Track: Circuit of the Americas
Report: Section Data Report
Session: Qualifications

Round 1 / 2
3.41 mile(s)
Battery Tender Global MX-5 Cup
March 23, 2019



Section Data for Car 14 - Montgomery(*), Sarah

Lap	T/S	I12 to I13	I13 to I14	I14 to I15	I15 to I16	I16 to I17	Lap	PO to SF	SF to PI
1	T	11.1927	5.4176	10.9630	9.4865	6.1197	157.2472	164.8793	
	S	67.191	54.746	58.150	72.735	93.253	78.068	73.198	
2	T	10.9656	5.3167	10.7653	9.6239	6.1815	159.4637		
	S	68.582	55.785	59.218	71.697	92.321	76.983		
3	T	10.8348	5.2818	10.6391	9.5845	6.2185	155.1785		
	S	69.410	56.153	59.920	71.991	91.772	79.109		
4	T	10.7293	5.2403	10.4983	9.5996	6.2151	155.5550		
	S	70.093	56.598	60.724	71.878	91.822	78.917		
5	T	10.5302	5.3464	10.5516	9.5819	6.2155	155.4969		
	S	71.418	55.475	60.417	72.011	91.816	78.947		
6	T	10.7368	5.3295	10.6795	9.5351	6.2411	156.9100		
	S	70.044	55.651	59.694	72.364	91.439	78.236		
7	T	10.6320	5.3133	10.6471	9.5875	6.2290	154.7002		
	S	70.734	55.820	59.875	71.969	91.617	79.353		
8	T	10.6288	5.2974	10.7353	9.5816	6.2136	155.5755		
	S	70.755	55.988	59.384	72.013	91.844	78.907		
9	T	10.6772	5.2699	10.6182	9.5999	6.2766	155.8787		153.4566
	S	70.435	56.280	60.038	71.876	90.922	78.754		74.341

Event: Global MX-5 Cup at COTA
Track: Circuit of the Americas
Report: Section Data Report
Session: Qualifications

Round 1 / 2
3.41 mile(s)

Battery Tender Global MX-5 Cup
March 23, 2019



Section Data for Car 16 - Dean(*), John

Lap	T/S	I17 to I18	I18 to I19	I19 to SF	SF to I1	I1 to I2	I2 to I3	I3 to I4	I4 to I5	I5 to I6	I6 to I7	I7 to I8	I8 to I9	I9 to I10	I10 to I11	I11 to I12
1	T	9.5748	7.2082	8.2845	2.6043	3.2126	9.1820	5.6194	6.3862	8.7286	5.3663	7.2984	7.5581	10.4679	7.7910	12.5045
	S	87.659	60.537	88.555	104.198	100.386	57.920	89.422	96.728	80.847	80.807	65.581	90.120	69.433	84.101	111.124
2	T	9.7388	7.3444	8.0743	2.5412	3.0705	9.5951	6.0018	6.7715	8.7965	5.4978	7.2996	7.5121	10.5854	7.8631	12.5675
	S	86.183	59.414	90.861	106.786	105.032	55.426	83.725	91.225	80.223	78.875	65.570	90.672	68.662	83.329	110.567
3	T	9.4384	7.1190	8.2350	2.6143	3.0966	8.9055	5.5458	6.4442	8.6543	5.4243	7.1976	7.5841	10.5691	7.8075	12.5645
	S	88.926	61.296	89.088	103.800	104.146	59.718	90.609	95.858	81.541	79.943	66.499	89.811	68.768	83.923	110.593
4	T	9.3724	7.0574	8.2038	2.5940	3.0353	8.9267	5.5577	6.4210	8.7730	5.4324	7.2275	7.5475	10.4767	7.8005	12.3401
	S	89.552	61.831	89.426	104.612	106.250	59.576	90.415	96.204	80.438	79.824	66.224	90.247	69.375	83.998	112.604
5	T	9.2896	7.1590	8.2360	2.5986	3.0588	8.9808	5.5712	6.4664	8.6638	5.4747	7.1792	7.5688	10.4252	7.7603	12.5059
	S	90.350	60.953	89.077	104.427	105.434	59.217	90.196	95.529	81.452	79.207	66.670	89.993	69.717	84.433	111.111
6	T	9.4092	7.0083	8.1256	2.5710	3.2259	9.6301	5.5539	6.4140	8.7865	5.7083	8.6504	7.7841	10.7336	7.8379	12.5519
	S	89.202	62.264	90.287	105.548	99.972	55.225	90.477	96.309	80.314	75.966	55.331	87.504	67.714	83.597	110.704
7	T	9.6601	7.1609	8.2602	2.6552	3.1486	9.0611	5.6452	6.5106	9.3950	6.0519	7.6507	8.0881	11.0577	8.4858	13.8834
	S	86.885	60.937	88.816	102.201	102.426	58.692	89.014	94.880	75.112	71.653	62.561	84.215	65.730	77.215	100.087

Event: Global MX-5 Cup at COTA
Track: Circuit of the Americas
Report: Section Data Report
Session: Qualifications

Round 1 / 2
3.41 mile(s)

Battery Tender Global MX-5 Cup
March 23, 2019



Section Data for Car 16 - Dean(*), John

Lap	T/S	I12 to I13	I13 to I14	I14 to I15	I15 to I16	I16 to I17	Lap	PO to SF	SF to PI
1	T	10.3744	5.2949	10.6077	9.1933	6.1375	153.3946	166.5458	
	S	72.491	56.014	60.098	75.055	92.983	80.029	72.466	
2	T	10.5448	5.3452	10.5367	9.2451	6.1621	155.0935		
	S	71.319	55.487	60.503	74.634	92.612	79.152		
3	T	10.5401	5.3368	10.5465	9.5511	6.1209	153.2956		
	S	71.351	55.575	60.447	72.243	93.235	80.081		
4	T	10.2793	5.3046	10.5656	9.3134	6.1732	152.4021		
	S	73.161	55.912	60.337	74.087	92.445	80.550		
5	T	10.4636	5.3417	10.5189	9.3469	6.1923	152.8017		
	S	71.873	55.524	60.605	73.821	92.160	80.339		
6	T	11.0217	5.5775	11.5512	13.9343	7.4370	163.5124		
	S	68.233	53.176	55.189	49.518	76.735	75.077		
7	T	10.9804	5.4905	11.1629	12.9902	8.6411	165.9796		168.0716
	S	68.490	54.019	57.109	53.117	66.043	73.961		67.877

Event: Global MX-5 Cup at COTA
Track: Circuit of the Americas
Report: Section Data Report
Session: Qualifications

Round 1 / 2
3.41 mile(s)

Battery Tender Global MX-5 Cup
March 23, 2019



Section Data for Car 20 - Palermo(*), Hernan

Lap	T/S	I17 to I18	I18 to I19	I19 to SF	SF to I1	I1 to I2	I2 to I3	I3 to I4	I4 to I5	I5 to I6	I6 to I7	I7 to I8	I8 to I9	I9 to I10	I10 to I11	I11 to I12
1	T	9.7414	7.1885	8.3490	2.6543	3.1332	8.9893	5.6372	6.3391	8.6902	5.7024	7.2509	7.6041	10.3421	7.8431	12.6849
	S	86.160	60.703	87.871	102.235	102.930	59.161	89.140	97.447	81.204	76.045	66.011	89.575	70.278	83.542	109.543
2	T	9.7006	7.1376	8.1866	2.5906	3.0736	9.5683	6.3425	6.6066	8.6215	5.9960	7.2468	7.9042	10.3991	7.9025	12.9423
	S	86.522	61.136	89.614	104.749	104.926	55.581	79.227	93.502	81.851	72.321	66.048	86.174	69.892	82.914	107.365
3	T	9.3901	7.0911	8.2160	2.6061	3.0979	9.0567	5.6829	6.4494	8.6454	5.7699	7.2742	7.6554	10.2719	7.6995	12.5998
	S	89.383	61.537	89.294	104.126	104.103	58.721	88.423	95.781	81.625	75.155	65.799	88.975	70.758	85.100	110.283
4	T	9.3409	7.0567	8.2043	2.5810	3.0057	9.0691	5.6266	6.2717	9.7447	9.0968	9.5993	8.1441	11.3233	7.8566	12.8245
	S	89.854	61.837	89.421	105.139	107.296	58.641	89.308	98.494	72.417	47.669	49.862	83.636	64.188	83.398	108.351
5	T	9.4621	7.2918	8.3070	2.6181	3.0618	11.1772	5.8622	6.4423	8.6999	5.4677	7.3455	7.5282	10.3406	7.7427	12.4826
	S	88.703	59.843	88.315	103.649	105.330	47.581	85.719	95.886	81.114	79.309	65.160	90.478	70.288	84.625	111.319
6	T	9.3598	7.0737	8.1418	2.5724	3.0552	9.5891	5.7166	6.4824	8.7075	5.5375	7.3143	7.5268	10.5407	7.8900	12.6050
	S	89.673	61.688	90.107	105.490	105.558	55.461	87.902	95.293	81.043	78.309	65.438	90.495	68.954	83.045	110.238
7	T	9.6043	7.1580	8.2167	2.5890	3.0720	9.0182	5.6327	6.4583	8.7889	5.6883	9.1036	8.1828	10.6605	9.0201	14.4700
	S	87.390	60.962	89.286	104.814	104.980	58.972	89.211	95.649	80.292	76.233	52.577	83.240	68.179	72.641	96.029
8	T						10.0570	5.8031	6.3642	9.3686	6.2920	7.6671	8.6873	13.3653	8.1103	13.1481
	S						52.880	86.592	97.063	75.324	68.919	62.427	78.406	54.381	80.790	105.684

Event: Global MX-5 Cup at COTA
Track: Circuit of the Americas
Report: Section Data Report
Session: Qualifications

Round 1 / 2
3.41 mile(s)
Battery Tender Global MX-5 Cup
March 23, 2019



Section Data for Car 20 - Palermo(*), Hernan

Lap	T/S	I12 to I13	I13 to I14	I14 to I15	I15 to I16	I16 to I17	Lap	PI to PO	PO to SF	SF to PI
1	T	10.7068	5.3078	10.5545	9.4500	6.1473	154.3161		162.3551	
	S	70.240	55.878	60.401	73.016	92.835	79.551		74.336	
2	T	10.9703	5.3315	10.6774	9.5709	6.1594	156.9283			
	S	68.553	55.630	59.706	72.094	92.652	78.227			
3	T	10.9134	5.2911	10.5281	9.5597	6.1454	153.9440			
	S	68.910	56.055	60.552	72.178	92.863	79.743			
4	T	10.4874	5.3163	10.6018	9.4747	6.1479	161.7734			
	S	71.709	55.789	60.131	72.826	92.825	75.884			
5	T	10.5448	5.2473	10.7993	9.7519	6.1652	156.3382			
	S	71.319	56.523	59.032	70.755	92.565	78.522			
6	T	11.4855	6.1797	12.5363	14.7482	8.4616	165.5241			
	S	65.478	47.994	50.852	46.785	67.444	74.164			
7	T	11.1081	5.4325	10.7505	10.3616	6.2586	161.5747			159.8288
	S	67.702	54.596	59.300	66.592	91.184	75.977			71.378
8	T	10.8878	5.5118	10.6648	10.0174	6.2332	327.2172	164.6161		
	S	69.072	53.810	59.776	68.880	91.555	37.516	5.587		

Event: Global MX-5 Cup at COTA
Track: Circuit of the Americas
Report: Section Data Report
Session: Qualifications

Round 1 / 2
3.41 mile(s)

Battery Tender Global MX-5 Cup
March 23, 2019



Section Data for Car 21 - Voigt(*), Harry (R)

Lap	T/S	I17 to I18	I18 to I19	I19 to SF	SF to I1	I1 to I2	I2 to I3	I3 to I4	I4 to I5	I5 to I6	I6 to I7	I7 to I8	I8 to I9	I9 to I10	I10 to I11	I11 to I12
1	T	9.6995	7.2656	8.3645	2.6670	3.1970	9.4067	5.7887	6.4332	8.7364	5.5469	7.2785	7.6497	10.5413	7.9708	12.7926
	S	86.532	60.059	87.708	101.749	100.876	56.536	86.807	96.022	80.775	78.176	65.760	89.041	68.950	82.203	108.621
2	T	9.7375	7.1974	8.2232	2.6441	3.1182	9.0162	5.6945	6.4038	8.6983	5.5575	7.3187	7.7135	10.5281	7.9351	12.6997
	S	86.194	60.628	89.215	102.630	103.425	58.985	88.243	96.463	81.129	78.027	65.399	88.304	69.036	82.573	109.416
3	T	9.4136	7.0444	8.2716	2.6422	3.1161	9.0810	5.7170	6.3744	8.7408	5.5246	7.3372	7.6729	10.5502	7.9420	12.8747
	S	89.160	61.945	88.693	102.704	103.495	58.564	87.896	96.908	80.734	78.492	65.234	88.772	68.891	82.502	107.928
4	T	9.4519	7.0816	8.3778	2.6920	3.1924	9.0109	5.7107	6.3613	8.7462	5.8140	7.3270	8.1382	11.9578	7.9420	12.7513
	S	88.799	61.619	87.569	100.804	101.021	59.019	87.993	97.107	80.684	74.585	65.325	83.696	60.782	82.502	108.973
5	T	9.5558	7.3867	8.5099	2.6939	3.2351	9.1196	5.7538	6.3932	8.7475	5.7469	7.4086	7.8816	10.8763	7.8406	12.6550
	S	87.833	59.074	86.210	100.733	99.688	58.316	87.334	96.623	80.672	75.456	64.606	86.421	66.826	83.569	109.802
6	T	9.6615	7.1215	8.2397	2.6404	3.1497	9.4663	5.7334	6.4625	8.6671	5.5442	7.4365	7.7030	10.9740	7.9683	12.5901
	S	86.872	61.274	89.037	102.774	102.391	56.180	87.644	95.586	81.421	78.214	64.363	88.425	66.231	82.229	110.368
7	T	9.6991	7.1912	8.3090	2.6597	3.1502	9.3779	5.9955	6.5559	8.8218	5.6410	7.3385	7.6480	10.6705	8.0318	12.9158
	S	86.536	60.680	88.294	102.028	102.374	56.710	83.813	94.225	79.993	76.872	65.223	89.061	68.115	81.579	107.585

Event: Global MX-5 Cup at COTA
Track: Circuit of the Americas
Report: Section Data Report
Session: Qualifications

Round 1 / 2
3.41 mile(s)

Battery Tender Global MX-5 Cup
March 23, 2019



Section Data for Car 21 - Voigt(*), Harry (R)

Lap	T/S	I12 to I13	I13 to I14	I14 to I15	I15 to I16	I16 to I17	Lap	PO to SF	SF to PI
1	T	10.6501	5.3499	10.8033	9.4753	6.1172	155.7342	164.8648	
	S	70.614	55.439	59.010	72.821	93.291	78.827	73.205	
2	T	10.5943	5.2773	10.6777	9.4947	6.1579	154.6877		
	S	70.986	56.201	59.704	72.672	92.675	79.360		
3	T	10.6467	5.3610	10.8133	9.5836	6.1827	154.8900		
	S	70.636	55.324	58.955	71.998	92.303	79.256		
4	T	10.6772	5.3185	10.6323	9.5493	6.1554	156.8878		
	S	70.435	55.766	59.959	72.257	92.712	78.247		
5	T	11.4274	5.6217	10.6412	9.4453	6.2063	157.1464		
	S	65.811	52.758	59.909	73.052	91.952	78.118		
6	T	11.6592	5.9823	11.3198	9.8189	6.2117	158.3501		
	S	64.502	49.578	56.317	70.273	91.872	77.524		
7	T	11.0520	5.3767	11.2331	9.6071	6.1533	157.4281		153.1108
	S	68.046	55.162	56.752	71.822	92.744	77.978		74.509

Event: Global MX-5 Cup at COTA
Track: Circuit of the Americas
Report: Section Data Report
Session: Qualifications

Round 1 / 2
3.41 mile(s)

Battery Tender Global MX-5 Cup
March 23, 2019



Section Data for Car 28 - Stout, Robert

Lap	T/S	I17 to I18	I18 to I19	I19 to SF	SF to I1	I1 to I2	I2 to I3	I3 to I4	I4 to I5	I5 to I6	I6 to I7	I7 to I8	I8 to I9	I9 to I10	I10 to I11	I11 to I12
1	T	9.7910	7.1362	8.1270	2.5329	2.9963	9.0118	5.6146	6.3726	8.6932	5.4944	7.4100	7.7247	10.2956	7.6905	12.4954
	S	85.723	61.148	90.271	107.136	107.633	59.014	89.499	96.935	81.176	78.923	64.593	88.176	70.595	85.200	111.205
2	T	9.4021	7.0475	8.2167	2.5934	3.0508	8.9598	5.5666	6.2845	8.6344	5.4746	6.9427	7.4157	10.2262	7.6734	12.4248
	S	89.269	61.918	89.286	104.636	105.710	59.356	90.271	98.294	81.729	79.209	68.941	91.851	71.074	85.389	111.836
3	T	9.4266	7.0145	8.1718	2.5799	3.0070	8.8341	5.5092	6.2136	8.5367	5.4600	6.9644	7.4314	10.3271	7.7050	12.4216
	S	89.037	62.209	89.777	105.184	107.250	60.201	91.211	99.415	82.664	79.421	68.726	91.657	70.380	85.039	111.865
4	T	9.2552	7.1979	8.3261	2.5772	3.0004	9.2111	6.0663	6.4880	8.6443	5.5056	7.1356	7.4135	10.2487	7.6744	12.2119
	S	90.686	60.624	88.113	105.294	107.486	57.737	82.835	95.211	81.636	78.763	67.077	91.878	70.918	85.378	113.786
5	T	9.3534	7.2174	8.0095	2.5008	2.9247	8.9012	5.5115	6.2865	8.7905	5.5866	7.0920	7.3554	10.3962	7.6678	12.1387
	S	89.734	60.460	91.596	108.511	110.268	59.747	91.173	98.263	80.278	77.621	67.490	92.604	69.912	85.452	114.472
6	T	10.5850	7.6934	8.3954	2.5551	3.0375	9.6141	6.2241	6.5918	8.7916	5.6206	7.3139	7.5557	10.7339	8.1914	13.6153
	S	79.293	56.719	87.386	106.205	106.173	55.316	80.735	93.711	80.268	77.151	65.442	90.149	67.712	79.990	102.058
7	T	9.5754	7.2933	8.3139	2.6204	3.0815	9.2121	5.7118	6.4335	8.7876	5.5089	7.2865	7.7065	10.4966	7.7606	12.5515
	S	87.654	59.831	88.242	103.558	104.657	57.730	87.976	96.017	80.304	78.716	65.688	88.385	69.243	84.430	110.708

Event: Global MX-5 Cup at COTA
Track: Circuit of the Americas
Report: Section Data Report
Session: Qualifications

Round 1 / 2
3.41 mile(s)
Battery Tender Global MX-5 Cup
March 23, 2019



Section Data for Car 28 - Stout, Robert

Lap	T/S	I12 to I13	I13 to I14	I14 to I15	I15 to I16	I16 to I17	Lap	PO to SF	SF to PI
1	T	10.5146	5.4033	10.5331	9.2875	6.1884	153.3131	167.4713	
	S	71.524	54.891	60.523	74.293	92.218	80.071	72.065	
2	T	10.3744	5.3214	10.4482	9.2774	6.1853	151.5199		
	S	72.491	55.736	61.015	74.374	92.264	81.019		
3	T	10.3964	5.3114	10.4888	9.2478	6.1830	151.2303		
	S	72.337	55.840	60.779	74.612	92.299	81.174		
4	T	10.3023	5.3162	10.4213	9.4001	6.1872	152.5833		
	S	72.998	55.790	61.173	73.403	92.236	80.454		
5	T	10.7617	5.5337	10.5334	9.4740	6.2848	152.3198		
	S	69.882	53.597	60.522	72.831	90.803	80.594		
6	T	12.5265	5.7441	10.6872	9.4744	6.3092	161.2602		
	S	60.036	51.634	59.651	72.828	90.452	76.125		
7	T	11.0956	5.8691	10.7417	9.6556	7.0701	156.7722		152.3158
	S	67.779	50.534	59.348	71.461	80.718	78.305		74.898

Event: Global MX-5 Cup at COTA
Track: Circuit of the Americas
Report: Section Data Report
Session: Qualifications

Round 1 / 2
3.41 mile(s)

Battery Tender Global MX-5 Cup
March 23, 2019




Section Data for Car 29 - Brockman, Spencer

Lap	T/S	I17 to I18	I18 to I19	I19 to SF	SF to I1	I1 to I2	I2 to I3	I3 to I4	I4 to I5	I5 to I6	I6 to I7	I7 to I8	I8 to I9	I9 to I10	I10 to I11	I11 to I12
1	T	9.9367	7.1955	8.2148	2.5806	3.0605	9.3802	5.6690	6.4934	8.9733	5.5207	7.3858	7.5501	10.6956	7.6882	12.3343
	S	84.466	60.644	89.307	105.155	105.375	56.696	88.640	95.132	78.642	78.547	64.805	90.216	67.955	85.225	112.657
2	T	9.7987	7.0456	8.1303	2.5429	2.9746	9.2183	5.5197	6.3862	8.6987	5.4257	7.1245	7.4191	10.4850	7.6273	12.4279
	S	85.656	61.934	90.235	106.714	108.418	57.692	91.038	96.728	81.125	79.923	67.182	91.808	69.320	85.906	111.809
3	T	9.4009	7.0878	8.1435	2.5357	2.9520	9.0683	5.5079	6.5347	8.6342	5.5905	7.2427	7.4632	10.6535	7.7087	12.2779
	S	89.281	61.565	90.089	107.017	109.248	58.646	91.233	94.530	81.731	77.567	66.085	91.266	68.223	84.998	113.175
4	T	9.4101	7.1161	8.1349	2.5396	3.0021	8.9641	5.5277	6.3472	8.4872	5.4943	7.1363	7.4101	10.4571	7.6445	12.2081
	S	89.193	61.321	90.184	106.853	107.425	59.328	90.906	97.323	83.147	78.925	67.071	91.920	69.505	85.712	113.822
5	T	9.3680	7.1601	8.0911	2.5038	2.9574	9.0131	5.5500	6.2991	8.6969	5.5519	7.2761	7.4819	10.5932	7.6700	12.3973
	S	89.594	60.944	90.672	108.381	109.048	59.005	90.541	98.066	81.142	78.106	65.782	91.038	68.612	85.427	112.085
6	T	9.5266	7.0853	8.1424	2.5523	3.0387	9.0381	5.5150	6.3806	8.7388	5.4403	7.2739	7.4658	10.7216	7.6168	12.5682
	S	88.103	61.587	90.101	106.321	106.131	58.842	91.115	96.813	80.753	79.708	65.802	91.234	67.790	86.024	110.560
7	T	9.7237	7.2893	8.0848	2.5086	3.0805	9.6629	5.7009	6.6729	8.6153	5.5221	7.1301	7.4408	10.8242	7.6497	12.2269
	S	86.317	59.864	90.743	108.173	104.691	55.037	88.144	92.573	81.910	78.527	67.129	91.541	67.148	85.654	113.647
8	T	9.6083	7.1802	8.2520	2.6156	3.0733	9.0070	5.5275	6.3544	8.7914	5.5362	7.2557	7.6185	10.5685	7.7200	12.4978
	S	87.353	60.773	88.904	103.748	104.936	59.045	90.909	97.213	80.270	78.327	65.967	89.406	68.772	84.874	111.183
9	T	9.7406	7.2791	8.1111	2.5722	3.1819	9.3951	5.6075	6.3334	8.8426	5.5108	7.2554	7.4761	10.3774	7.5846	12.2567
	S	86.167	59.947	90.448	105.499	101.355	56.606	89.612	97.535	79.805	78.688	65.970	91.109	70.039	86.389	113.370

Event: Global MX-5 Cup at COTA
Track: Circuit of the Americas
Report: Section Data Report
Session: Qualifications

Round 1 / 2
3.41 mile(s)
Battery Tender Global MX-5 Cup
March 23, 2019



Section Data for Car 29 - Brockman, Spencer

Lap	T/S	I12 to I13	I13 to I14	I14 to I15	I15 to I16	I16 to I17	Lap	PO to SF	SF to PI
1	T	10.7636	5.8017	10.8415	9.4349	6.1714	155.6918	166.8286	
	S	69.869	51.121	58.802	73.133	92.472	78.848	72.343	
2	T	10.6375	5.5284	10.4703	9.2726	6.1772	152.9105		
	S	70.698	53.649	60.887	74.413	92.385	80.282		
3	T	10.3422	5.5514	10.3965	9.2996	6.1822	152.5734		
	S	72.716	53.426	61.319	74.197	92.310	80.460		
4	T	10.3579	5.4402	10.6703	9.3209	6.1654	151.8341		
	S	72.606	54.518	59.745	74.027	92.562	80.851		
5	T	10.6229	5.5657	10.6093	9.3418	6.2752	153.0248		
	S	70.795	53.289	60.089	73.862	90.942	80.222		
6	T	12.3531	5.8415	11.2931	9.4599	6.5391	156.5911		
	S	60.879	50.773	56.450	72.939	87.272	78.395		
7	T	10.5336	5.6337	10.7989	9.4871	6.3162	154.9022		
	S	71.395	52.646	59.034	72.730	90.352	79.250		
8	T	10.5341	5.6731	10.6591	9.5011	6.3602	154.3340		
	S	71.392	52.280	59.808	72.623	89.727	79.542		
9	T	10.7070	5.4656	10.5187	9.4377	6.1863	153.8398		150.9129
	S	70.239	54.265	60.606	73.111	92.249	79.797		75.594

Event: Global MX-5 Cup at COTA
Track: Circuit of the Americas
Report: Section Data Report
Session: Qualifications

Round 1 / 2
3.41 mile(s)

Battery Tender Global MX-5 Cup
March 23, 2019



Section Data for Car 30 - Sahley(*), Ted

Lap	T/S	I17 to I18	I18 to I19	I19 to SF	SF to I1	I1 to I2	I2 to I3	I3 to I4	I4 to I5	I5 to I6	I6 to I7	I7 to I8	I8 to I9	I9 to I10	I10 to I11	I11 to I12
1	T	10.7391	7.8588	8.7886	2.7751	3.3365	9.7775	5.8294	6.6685	9.0153	5.8050	7.4496	7.8408	11.0310	8.0999	13.0958
	S	78.155	55.525	83.476	97.785	96.658	54.392	86.201	92.634	78.276	74.700	64.250	86.871	65.889	80.893	106.106
2	T	9.9284	7.2931	8.4846	2.7188	3.2345	9.3334	5.7847	6.5673	8.9770	5.5871	7.4755	7.9087	10.9376	8.0985	13.0584
	S	84.537	59.832	86.467	99.810	99.706	56.980	86.867	94.061	78.610	77.614	64.027	86.125	66.451	80.907	106.410
3	T	9.8178	7.1816	8.4852	2.7058	3.1963	9.1444	5.8338	6.5142	8.6313	5.6436	7.3059	7.7277	10.8387	8.1489	13.1075
	S	85.489	60.761	86.461	100.290	100.898	58.158	86.136	94.828	81.758	76.837	65.514	88.142	67.058	80.407	106.011
4	T	9.6580	7.2400	8.4741	2.6962	3.1835	9.0444	5.7936	6.4959	8.6437	5.6312	7.4415	7.8998	11.3836	8.2008	13.0898
	S	86.904	60.271	86.574	100.647	101.304	58.801	86.734	95.095	81.641	77.006	64.320	86.222	63.848	79.898	106.155
5	T	10.1055	7.2591	8.3988	2.6631	3.1745	9.3008	5.8559	6.5061	8.6878	5.5561	7.2868	7.7884	10.7032	8.2859	13.3123
	S	83.056	60.113	87.350	101.898	101.591	57.180	85.811	94.946	81.227	78.047	65.685	87.455	67.907	79.077	104.381
6	T	9.6028	7.2211	8.6431	2.7410	3.2495	9.4642	5.9202	6.8872	8.8066	6.1147	7.6478	7.9522	10.9678	8.1987	13.1512
	S	87.403	60.429	84.881	99.002	99.246	56.193	84.879	89.692	80.131	70.917	62.585	85.654	66.268	79.918	105.659
7	T						9.9682	5.8793	6.7229	9.1258	6.1294	7.6492	8.0447	11.7577	8.2899	13.2544
	S						53.351	85.469	91.884	77.328	70.747	62.573	84.669	61.816	79.039	104.837
8	T	9.7301	7.1493	8.6255	2.7605	3.2823	9.5160	5.8228	6.5420	8.6007	5.7428	7.3936	7.7634	10.7615	8.0504	13.1076
	S	86.260	61.036	85.054	98.302	98.254	55.887	86.299	94.425	82.049	75.510	64.737	87.737	67.539	81.391	106.011

Event: Global MX-5 Cup at COTA
Track: Circuit of the Americas
Report: Section Data Report
Session: Qualifications

Round 1 / 2
3.41 mile(s)
Battery Tender Global MX-5 Cup
March 23, 2019




Section Data for Car 30 - Sahley(*), Ted

Lap	T/S	I12 to I13	I13 to I14	I14 to I15	I15 to I16	I16 to I17	Lap	PI to PO	PO to SF	SF to PI
1	T	11.5428	5.5540	10.7885	9.7141	6.2635	161.9738		169.9679	
	S	65.153	53.401	59.091	71.031	91.112	75.790		71.007	
2	T	11.0418	5.4123	10.7865	9.6998	6.2727	158.6007			
	S	68.109	54.799	59.102	71.135	90.979	77.402			
3	T	10.8668	5.4635	10.6729	10.3103	6.4110	158.0072			
	S	69.206	54.286	59.731	66.923	89.016	77.693			
4	T	11.0180	5.3619	10.8309	10.3466	6.3930	158.8265			
	S	68.256	55.315	58.859	66.689	89.267	77.292			
5	T	10.8985	5.4106	10.7745	9.8259	6.3327	158.1265			
	S	69.004	54.817	59.167	70.223	90.117	77.634			
6	T	11.7974	5.6366	10.8337	9.9274	6.3287	161.0919			155.4148
	S	63.747	52.619	58.844	69.505	90.174	76.205			73.405
7	T	11.7951	5.5902	10.9099	9.9143	6.3408	209.7637	51.4492	164.0295	
	S	63.759	53.056	58.433	69.596	90.002	58.523	17.877	73.577	
8	T	11.0035	5.3521	10.6101	9.8628	6.3538	158.0308			154.4729
	S	68.346	55.416	60.084	69.960	89.817	77.681			73.852

Event: Global MX-5 Cup at COTA
 Track: Circuit of the Americas
 Report: Section Data Report
 Session: Qualifications

Round 1 / 2
 3.41 mile(s)
 Battery Tender Global MX-5 Cup
 March 23, 2019



Section Data for Car 33 - Bachoura, Alex

Lap	T/S	I17 to I18	I18 to I19	I19 to SF	SF to I1	I1 to I2	I2 to I3	I3 to I4	I4 to I5	I5 to I6	I6 to I7	I7 to I8	I8 to I9	I9 to I10	I10 to I11	I11 to I12
1	T	10.1020	7.5184	8.2353	2.5674	3.0952	9.2290	5.5956	6.2824	8.9945	5.5451	7.2791	7.4680	10.7299	7.6480	12.3595
	S	83.084	58.039	89.084	105.696	104.194	57.625	89.803	98.327	78.457	78.202	65.755	91.207	67.738	85.673	112.427
2	T	10.1293	7.2513	8.1259	2.5574	3.0381	9.2063	5.6282	6.2972	8.7812	5.5226	7.2968	7.4793	10.2255	7.7784	12.3996
	S	82.860	60.177	90.284	106.109	106.152	57.767	89.283	98.096	80.363	78.520	65.595	91.070	71.079	84.237	112.064
3	T	9.7181	7.1346	8.1464	2.5484	2.9801	8.8349	5.5450	6.2320	8.6117	5.5155	7.2733	7.5910	10.5119	7.7020	12.1709
	S	86.366	61.162	90.057	106.484	108.218	60.195	90.622	99.122	81.945	78.621	65.807	89.729	69.142	85.072	114.169
4	T	9.4367	7.0900	8.1779	2.5556	3.0250	9.0019	5.5757	6.2128	8.6766	5.5088	7.3561	7.4908	10.2567	7.7294	12.4049
	S	88.942	61.546	89.710	106.184	106.612	59.078	90.123	99.428	81.332	78.717	65.067	90.930	70.863	84.771	112.016
5	T	9.4436	7.1487	8.1968	2.5581	3.0447	8.9389	5.6401	6.3697	8.6678	5.4627	7.4143	7.4656	10.2755	7.6665	12.1267
	S	88.877	61.041	89.503	106.080	105.922	59.495	89.094	96.979	81.414	79.381	64.556	91.237	70.733	85.466	114.586
6	T	9.5235	7.1380	8.1376	2.5374	2.9987	9.3777	5.7232	6.4062	8.9204	5.4482	7.4687	7.5844	10.3693	7.7375	12.3877
	S	88.131	61.132	90.154	106.946	107.547	56.711	87.801	96.426	79.109	79.593	64.086	89.808	70.093	84.682	112.171
7	T	10.1741	7.3589	8.1692	2.5350	3.1585	9.0980	5.5911	6.5203	8.8800	5.5684	7.3995	7.4988	10.7138	7.7393	13.7693
	S	82.496	59.297	89.805	107.047	102.105	58.454	89.875	94.739	79.469	77.874	64.685	90.833	67.839	84.662	100.916
8	T						9.8312	5.9074	6.5549	9.4685	6.0274	7.5220	7.6792	10.5528	7.9715	12.7126
	S						54.095	85.063	94.239	74.529	71.944	63.632	88.699	68.874	82.196	109.305

Event: Global MX-5 Cup at COTA
Track: Circuit of the Americas
Report: Section Data Report
Session: Qualifications

Round 1 / 2
3.41 mile(s)
Battery Tender Global MX-5 Cup
March 23, 2019




Section Data for Car 33 - Bachoura, Alex

Lap	T/S	I12 to I13	I13 to I14	I14 to I15	I15 to I16	I16 to I17	Lap	PI to PO	PO to SF	SF to PI
1	T	10.8392	5.8810	10.7676	9.3904	6.0938	155.6214		166.4890	
	S	69.382	50.432	59.205	73.479	93.650	78.884		72.490	
2	T	10.5707	5.2928	10.7306	9.2197	6.3020	153.8329			
	S	71.144	56.037	59.410	74.840	90.556	79.801			
3	T	10.6989	5.2129	10.8120	9.2424	6.1490	152.6310			
	S	70.292	56.896	58.962	74.656	92.809	80.429			
4	T	10.3355	5.2970	10.6475	9.2410	6.1352	152.1551			
	S	72.763	55.992	59.873	74.667	93.018	80.681			
5	T	10.7992	5.4535	10.5200	9.3039	6.2145	152.7108			
	S	69.639	54.385	60.599	74.162	91.831	80.387			
6	T	12.0607	5.9080	11.2001	9.4084	6.3067	156.6424			
	S	62.355	50.202	56.919	73.339	90.488	78.370			
7	T	11.1762	5.5372	10.9896	9.6617	6.2953	157.8342			151.8469
	S	67.290	53.563	58.009	71.416	90.652	77.778			75.130
8	T	10.7057	5.3913	10.6887	9.5460	6.4470	253.0755	98.7009		
	S	70.247	55.013	59.642	72.282	88.519	48.507	9.319		

Event: Global MX-5 Cup at COTA
Track: Circuit of the Americas
Report: Section Data Report
Session: Qualifications

Round 1 / 2
3.41 mile(s)

Battery Tender Global MX-5 Cup
March 23, 2019



Section Data for Car 36 - Staab(*), David (R)

Lap	T/S	I17 to I18	I18 to I19	I19 to SF	SF to I1	I1 to I2	I2 to I3	I3 to I4	I4 to I5	I5 to I6	I6 to I7	I7 to I8	I8 to I9	I9 to I10	I10 to I11	I11 to I12
1	T	9.6578	7.7897	8.6550	2.7201	3.2274	9.4525	5.7992	6.5619	8.6992	5.6029	7.3657	7.6860	11.1730	7.9610	13.0148
	S	86.906	56.018	84.764	99.762	99.926	56.262	86.650	94.138	81.120	77.395	64.982	88.620	65.051	82.305	106.767
2	T	9.5858	7.1269	8.3297	2.6773	3.1829	9.1545	5.5678	6.5403	8.6036	5.6219	7.4732	7.7099	10.9200	7.8911	12.6489
	S	87.558	61.228	88.075	101.357	101.323	58.094	90.251	94.449	82.022	77.133	64.047	88.346	66.558	83.034	109.855
3	T	9.8560	7.1555	8.3274	2.6397	3.3163	9.2942	5.6953	6.5801	8.7820	5.6931	7.7600	7.7059	11.3998	7.8493	12.7034
	S	85.158	60.983	88.099	102.801	97.247	57.220	88.231	93.878	80.355	76.169	61.680	88.392	63.757	83.476	109.384
4	T	9.5896	7.2054	8.4138	2.7289	3.2048	9.3338	5.6838	6.4535	8.5779	5.7288	7.3887	7.7013	10.6880	7.8442	12.9665
	S	87.524	60.561	87.194	99.441	100.630	56.978	88.409	95.720	82.267	75.694	64.780	88.444	68.003	83.530	107.164
5	T	9.6538	7.2324	8.4307	2.7302	3.2228	9.0565	5.6364	6.5186	8.6601	5.5708	7.2124	7.7355	10.7624	7.9985	13.0575
	S	86.942	60.335	87.020	99.393	100.068	58.722	89.153	94.764	81.487	77.841	66.363	88.053	67.533	81.919	106.417
6	T	9.5782	7.1887	8.4219	2.7332	3.2388	8.9527	5.6457	6.4863	8.4925	5.6354	7.2502	7.7517	10.9966	7.9165	12.9366
	S	87.628	60.701	87.111	99.284	99.574	59.403	89.006	95.236	83.095	76.949	66.017	87.869	66.095	82.767	107.412
7	T	9.5964	7.1497	8.5046	2.7124	3.1898	8.9944	5.6992	6.4379	8.6191	5.5981	7.4241	7.8215	10.8032	7.8270	12.9196
	S	87.462	61.032	86.263	100.046	101.104	59.128	88.170	95.952	81.874	77.461	64.471	87.085	67.278	83.714	107.553
8	T	9.4071	7.1690	8.3970	2.6935	3.1693	9.1771	5.6871	6.5139	8.7181	5.7528	7.3358	7.8097	11.0254	7.9789	12.8795
	S	89.222	60.868	87.369	100.748	101.757	57.951	88.358	94.832	80.944	75.378	65.247	87.217	65.922	82.120	107.888
9	T	9.5076	7.5813	8.5308	2.7326	3.2186	9.0536	5.6672	6.4506	8.7924	6.3074	8.1396	8.2921	11.4384	8.3891	16.7167
	S	88.279	57.558	85.999	99.306	100.199	58.741	88.668	95.763	80.260	68.750	58.803	82.143	63.542	78.105	83.123

Event: Global MX-5 Cup at COTA
Track: Circuit of the Americas
Report: Section Data Report
Session: Qualifications

Round 1 / 2
3.41 mile(s)

Battery Tender Global MX-5 Cup
March 23, 2019



Section Data for Car 36 - Staab(*), David (R)

Lap	T/S	I12 to I13	I13 to I14	I14 to I15	I15 to I16	I16 to I17	Lap	PO to SF	SF to PI
1	T	11.8110	5.8890	11.1228	9.7216	6.2068	160.1174	171.5550	
	S	63.673	50.364	57.315	70.976	91.945	76.669	70.350	
2	T	11.0439	5.4231	10.9543	9.6287	6.1721	156.2559		
	S	68.096	54.690	58.196	71.661	92.462	78.563		
3	T	10.7760	5.3408	11.1162	9.5448	6.2575	157.7933		
	S	69.789	55.533	57.349	72.291	91.200	77.798		
4	T	10.5841	5.3564	11.3429	9.6658	6.2648	156.7230		
	S	71.054	55.371	56.203	71.386	91.093	78.329		
5	T	10.9383	5.3543	11.2655	9.6676	6.2753	156.9796		
	S	68.753	55.393	56.589	71.372	90.941	78.201		
6	T	10.7077	5.2065	11.1126	9.5512	6.2295	156.0325		
	S	70.234	56.966	57.367	72.242	91.610	78.676		
7	T	10.7015	5.3026	11.0274	9.7227	6.2582	156.3094		
	S	70.275	55.933	57.811	70.968	91.189	78.537		
8	T	10.8686	5.2426	11.3675	9.5686	6.2850	157.0465		
	S	69.194	56.573	56.081	72.111	90.801	78.168		
9	T	13.2559	5.8651	11.3746	10.2117	7.1581	168.6834		166.6178
	S	56.733	50.569	56.046	67.570	79.725	72.775		68.469

Event: Global MX-5 Cup at COTA
Track: Circuit of the Americas
Report: Section Data Report
Session: Qualifications

Round 1 / 2
3.41 mile(s)

Battery Tender Global MX-5 Cup
March 23, 2019



Section Data for Car 4 - Ortiz, Bryan

Lap	T/S	I17 to I18	I18 to I19	I19 to SF	SF to I1	I1 to I2	I2 to I3	I3 to I4	I4 to I5	I5 to I6	I6 to I7	I7 to I8	I8 to I9	I9 to I10	I10 to I11	I11 to I12
1	T	9.5293	7.4655	8.2764	2.6155	3.0896	9.0649	5.5588	6.3898	8.6720	5.3015	7.1665	7.4791	10.2844	7.7911	12.5436
	S	88.078	58.451	88.642	103.752	104.382	58.668	90.397	96.674	81.375	81.795	66.788	91.072	70.672	84.099	110.777
2	T	9.4216	7.4977	8.5863	2.6182	3.0811	9.0083	5.5288	6.2835	8.7216	5.4354	7.2182	7.4802	10.4887	7.7039	12.2774
	S	89.084	58.200	85.443	103.645	104.670	59.036	90.888	98.309	80.912	79.780	66.310	91.059	69.295	85.051	113.179
3	T	9.2782	7.1913	8.1702	2.5452	3.1575	9.1157	5.5287	6.1851	8.7507	5.4364	7.1904	7.3666	10.4998	7.6558	12.1892
	S	90.461	60.679	89.794	106.618	102.138	58.341	90.889	99.873	80.643	79.765	66.566	92.463	69.222	85.586	113.998
4	T	9.3564	7.2018	8.2340	2.6005	3.0497	8.8460	5.5309	6.2122	8.6048	5.3295	7.4759	7.7811	10.2758	7.7388	12.5230
	S	89.705	60.591	89.098	104.351	105.748	60.120	90.853	99.438	82.010	81.365	64.024	87.537	70.731	84.668	110.959
5	T						10.1808	5.6795	6.6599	8.7253	5.5742	7.2450	7.6534	10.7758	7.7447	14.5990
	S						52.237	88.476	92.753	80.878	77.793	66.064	88.998	67.449	84.603	95.181
6	T	9.5758	7.3877	8.1587	2.5874	3.0544	9.1783	5.5460	6.3292	8.6602	5.8094	7.3386	7.5199	11.3793	9.9331	18.8955
	S	87.650	59.066	89.921	104.879	105.585	57.943	90.606	97.600	81.486	74.644	65.222	90.578	63.872	65.964	73.538

Event: Global MX-5 Cup at COTA
Track: Circuit of the Americas
Report: Section Data Report
Session: Qualifications

Round 1 / 2
3.41 mile(s)
Battery Tender Global MX-5 Cup
March 23, 2019



Section Data for Car 4 - Ortiz, Bryan

Lap	T/S	I12 to I13	I13 to I14	I14 to I15	I15 to I16	I16 to I17	Lap	PI to PO	PO to SF	SF to PI
1	T	10.5802	5.5166	10.5347	9.2519	6.1588	153.2702		178.5794	
	S	71.080	53.763	60.514	74.579	92.661	80.094		67.583	
2	T	10.4230	5.4963	10.3739	9.2687	6.1124	153.0252			
	S	72.152	53.962	61.452	74.444	93.365	80.222			
3	T	10.2251	5.3698	10.3482	9.3559	6.1972	151.7570			
	S	73.549	55.233	61.605	73.750	92.087	80.892			
4	T	10.3679	5.4030	10.4095	9.2669	6.2146	152.4223			149.8963
	S	72.536	54.894	61.242	74.459	91.829	80.539			76.107
5	T	12.4475	5.9835	10.9468	9.2868	6.1806	245.5281	86.2771	162.1070	
	S	60.417	49.568	58.236	74.299	92.334	49.998	10.661	74.450	
6	T	14.2696	6.2985	12.5410	12.7313	8.5232	175.7171			176.7214
	S	52.703	47.089	50.833	54.197	66.956	69.862			64.555

Event: Global MX-5 Cup at COTA
Track: Circuit of the Americas
Report: Section Data Report
Session: Qualifications

Round 1 / 2
3.41 mile(s)

Battery Tender Global MX-5 Cup
March 23, 2019



Section Data for Car 42 - Rachev, Assen (R)

Lap	T/S	I17 to I18	I18 to I19	I19 to SF	SF to I1	I1 to I2	I2 to I3	I3 to I4	I4 to I5	I5 to I6	I6 to I7	I7 to I8	I8 to I9	I9 to I10	I10 to I11	I11 to I12
1	T	10.3686	7.6502	8.5862	2.6899	3.1071	9.3803	5.6845	6.4768	8.8268	5.6945	7.8904	7.9427	10.8335	8.0021	12.6821
	S	80.948	57.040	85.444	100.882	103.795	56.695	88.398	95.375	79.948	76.150	60.661	85.756	67.090	81.882	109.567
2	T	10.0608	7.3122	8.3684	2.6104	3.0141	9.5174	5.9422	6.7290	8.8296	5.5595	7.4072	7.8122	10.7349	7.9511	12.4613
	S	83.425	59.676	87.667	103.955	106.997	55.879	84.565	91.801	79.922	77.999	64.618	87.189	67.706	82.407	111.509
3	T	9.8582	7.2629	8.4854	2.6387	3.0422	9.2882	5.6410	6.7603	8.6933	5.5667	7.5616	7.9001	10.6912	7.8774	12.3524
	S	85.139	60.081	86.459	102.840	106.009	57.257	89.080	91.376	81.175	77.898	63.298	86.219	67.983	83.178	112.492
4	T	9.4861	7.8034	8.3148	2.5693	2.9986	9.3361	5.7334	6.4267	8.8287	5.7341	7.4942	7.6607	10.6087	8.2905	12.9315
	S	88.479	55.920	88.233	105.618	107.550	56.964	87.644	96.119	79.930	75.624	63.868	88.913	68.512	79.034	107.454
5	T	9.7179	7.4349	8.4828	2.6610	3.0910	9.1009	5.7402	6.5813	8.6069	5.8306	7.6923	7.7887	10.5447	8.0550	12.8561
	S	86.368	58.691	86.485	101.978	104.335	58.436	87.541	93.861	81.990	74.373	62.223	87.452	68.927	81.344	108.085
6	T	9.8862	7.6716	8.5019	2.6510	3.0765	9.1663	5.7527	6.5803	8.9460	6.2502	7.9219	7.9344	10.6506	8.0618	12.7137
	S	84.898	56.880	86.291	102.363	104.827	58.019	87.350	93.875	78.882	69.380	60.419	85.846	68.242	81.276	109.295
7	T	9.7711	7.3207	8.3859	2.6500	3.0582	9.4930	5.7101	6.5878	8.7238	6.0645	7.6916	7.7351	11.0544	8.0593	12.7887
	S	85.898	59.607	87.485	102.401	105.454	56.022	88.002	93.768	80.892	71.504	62.228	88.058	65.749	81.301	108.654
8	T	9.7274	7.4014	8.4793	2.6624	3.0948	9.2791	5.7259	6.6493	8.7847	5.8719	7.5886	7.7980	10.6220	8.0929	12.8010
	S	86.284	58.957	86.521	101.924	104.207	57.314	87.759	92.901	80.331	73.849	63.073	87.348	68.426	80.963	108.550
9	T	9.7944	7.7088	8.6575	2.6997	3.1305	9.2504	5.7543	6.4449	9.0140	5.8624	7.4676	7.6640	10.5480	8.0880	12.8131
	S	85.694	56.606	84.740	100.516	103.019	57.491	87.326	95.847	78.287	73.969	64.095	88.875	68.906	81.012	108.447

Event: Global MX-5 Cup at COTA
Track: Circuit of the Americas
Report: Section Data Report
Session: Qualifications

Round 1 / 2
3.41 mile(s)
Battery Tender Global MX-5 Cup
March 23, 2019



Section Data for Car 42 - Rachev, Assen (R)

Lap	T/S	I12 to I13	I13 to I14	I14 to I15	I15 to I16	I16 to I17	Lap	PO to SF	SF to PI
1	T	11.0589	5.9257	10.8672	9.4765	6.3645	159.5085	170.7678	
	S	68.004	50.052	58.663	72.812	89.666	76.961	70.674	
2	T	10.8242	5.3624	11.0667	9.5037	6.3765	157.4438		
	S	69.478	55.309	57.605	72.603	89.498	77.971		
3	T	11.0438	5.7093	11.0115	9.5315	6.3975	157.3132		
	S	68.097	51.949	57.894	72.392	89.204	78.035		
4	T	11.0362	5.4357	11.1693	9.5244	6.3929	157.7753		
	S	68.144	54.564	57.076	72.446	89.268	77.807		
5	T	11.1203	5.6990	11.0905	9.7976	6.4400	158.3317		
	S	67.628	52.043	57.482	70.425	88.615	77.533		
6	T	10.8193	5.3902	10.9750	9.7501	6.4403	159.1400		
	S	69.510	55.024	58.087	70.769	88.611	77.140		
7	T	10.6236	5.4637	11.0478	9.7506	6.6230	158.6029		
	S	70.790	54.284	57.704	70.765	86.167	77.401		
8	T	10.6454	5.3837	11.1481	9.7819	6.5333	158.0711		
	S	70.645	55.091	57.185	70.538	87.350	77.661		
9	T	10.7256	5.7190	10.9821	9.7358	6.5670	158.6271		155.9668
	S	70.117	51.861	58.049	70.872	86.901	77.389		73.145

Event: Global MX-5 Cup at COTA
Track: Circuit of the Americas
Report: Section Data Report
Session: Qualifications

Round 1 / 2
3.41 mile(s)

Battery Tender Global MX-5 Cup
March 23, 2019



Section Data for Car 43 - Lockwood, Brian (R)

Lap	T/S	I17 to I18	I18 to I19	I19 to SF	SF to I1	I1 to I2	I2 to I3	I3 to I4	I4 to I5	I5 to I6	I6 to I7	I7 to I8	I8 to I9	I9 to I10	I10 to I11	I11 to I12
1	T	9.5125	7.1817	8.0666	2.5099	3.1588	9.2871	5.7008	6.7265	8.9249	5.7093	8.5389	8.2040	11.2752	7.7844	12.3240
	S	88.233	60.760	90.947	108.117	102.096	57.264	88.146	91.835	79.069	75.953	56.054	83.025	64.462	84.172	112.751
2	T	9.5990	7.3635	8.1644	2.5553	3.0298	9.3425	5.6472	6.2987	8.5889	5.5378	7.3267	7.5087	10.4133	7.7094	12.2336
	S	87.438	59.260	89.858	106.196	106.443	56.925	88.982	98.072	82.162	78.305	65.328	90.713	69.797	84.991	113.584
3	T	9.3047	7.0694	8.0743	2.5247	2.9588	8.9660	5.5462	6.3305	8.6706	5.4383	7.4120	7.7638	10.7459	7.7638	12.3355
	S	90.204	61.726	90.861	107.484	108.997	59.315	90.603	97.580	81.388	79.737	64.576	87.732	67.637	84.395	112.646
4	T	9.4198	7.4359	8.3114	2.5808	3.0155	9.3777	5.5315	6.1863	8.6836	5.3702	7.1913	7.5206	10.4024	7.6539	12.3421
	S	89.101	58.683	88.269	105.147	106.947	56.711	90.843	99.854	81.266	80.749	66.558	90.569	69.870	85.607	112.586
5	T	9.5025	7.1209	8.1988	2.5621	3.0038	8.9210	5.5534	6.2282	8.4546	5.5509	7.2882	7.5873	10.2288	7.6850	12.4136
	S	88.326	61.279	89.481	105.915	107.364	59.614	90.485	99.182	83.467	78.120	65.673	89.773	71.056	85.261	111.937
6	T	9.3559	7.1952	8.1954	2.5677	2.9896	8.9745	5.5285	6.2051	8.5722	5.4742	7.1533	7.4169	10.4471	7.9321	12.3842
	S	89.710	60.646	89.518	105.684	107.874	59.259	90.893	99.552	82.322	79.215	66.911	91.836	69.571	82.605	112.203
7	T	9.4298	7.0522	8.0406	2.5070	3.0201	9.0689	5.5706	6.3804	8.7802	5.5079	7.4432	7.6960	10.9927	8.1080	13.6230
	S	89.007	61.876	91.241	108.242	106.785	58.642	90.206	96.816	80.372	78.730	64.305	88.505	66.118	80.812	102.000
8	T	9.4067	7.1301	8.0258	2.4922	3.0063	9.1856	5.5740	6.3029	8.5364	5.4649	7.2167	7.4345	10.3448	7.6803	12.0933
	S	89.226	61.200	91.410	108.885	107.275	57.897	90.151	98.007	82.667	79.349	66.323	91.618	70.259	85.313	114.902
9	T	10.0748	8.0979	8.3249	2.5795	3.0635	9.3588	5.6505	6.3621	8.7236	5.5669	7.4921	7.9639	11.0145	9.0611	18.8585
	S	83.309	53.886	88.126	105.200	105.272	56.825	88.930	97.095	80.893	77.895	63.885	85.528	65.987	72.312	73.683

Event: Global MX-5 Cup at COTA
Track: Circuit of the Americas
Report: Section Data Report
Session: Qualifications

Round 1 / 2
3.41 mile(s)
Battery Tender Global MX-5 Cup
March 23, 2019



Section Data for Car 43 - Lockwood, Brian (R)

Lap	T/S	I12 to I13	I13 to I14	I14 to I15	I15 to I16	I16 to I17	Lap	PO to SF
1	T	11.2084	5.5480	10.8832	10.0253	6.2259	158.7954	166.1646
	S	67.097	53.459	58.577	68.826	91.663	77.307	72.632
2	T	10.4275	5.3421	10.7059	9.2067	6.1557	153.1567	
	S	72.121	55.520	59.547	74.945	92.708	80.153	
3	T	10.8895	5.8759	10.8957	9.5966	6.4750	154.6372	
	S	69.062	50.476	58.509	71.900	88.136	79.386	
4	T	10.3662	5.3356	10.6399	9.1537	6.3213	152.8397	
	S	72.548	55.587	59.916	75.379	90.279	80.319	
5	T	10.3675	5.4645	10.8091	9.2963	6.2050	152.4415	
	S	72.539	54.276	58.978	74.223	91.971	80.529	
6	T	10.3319	5.5040	11.4400	10.5594	6.3446	154.5718	
	S	72.789	53.886	55.726	65.345	89.948	79.419	
7	T	11.4382	5.4635	10.5132	9.3029	6.2343	156.1727	
	S	65.749	54.286	60.638	74.170	91.539	78.605	
8	T	10.7030	5.3814	10.7793	9.3542	6.2023	152.3147	
	S	70.265	55.114	59.141	73.764	92.011	80.596	
9	T							
	S							

Event: Global MX-5 Cup at COTA
Track: Circuit of the Americas
Report: Section Data Report
Session: Qualifications

Round 1 / 2
3.41 mile(s)

Battery Tender Global MX-5 Cup
March 23, 2019



Section Data for Car 48 - Lee, Zach

Lap	T/S	I17 to I18	I18 to I19	I19 to SF	SF to I1	I1 to I2	I2 to I3	I3 to I4	I4 to I5	I5 to I6	I6 to I7	I7 to I8	I8 to I9	I9 to I10	I10 to I11	I11 to I12
1	T	9.5200	7.2774	8.2141	2.5828	3.0390	9.0519	5.5481	6.3417	8.7112	5.5956	7.2129	7.5102	10.6147	7.7253	12.4636
	S	88.164	59.961	89.314	105.066	106.120	58.752	90.572	97.407	81.009	77.496	66.358	90.695	68.473	84.816	111.488
2	T	13.8746	7.3527	8.6174	3.0651	3.4923	9.3607	5.6776	6.6449	9.0429	5.6383	7.2338	8.7708	11.5897	8.4657	12.7157
	S	60.493	59.347	85.134	88.533	92.346	56.814	88.506	92.963	78.037	76.909	66.167	77.660	62.712	77.398	109.278
3	T	9.5172	7.0892	8.1060	2.5497	2.9828	8.8301	5.4814	6.3476	8.5545	5.4488	7.1431	7.3915	10.3224	7.6276	12.2765
	S	88.190	61.553	90.505	106.430	108.120	60.228	91.674	97.317	82.492	79.584	67.007	92.151	70.412	85.902	113.187
4	T	9.3780	7.0329	8.0779	2.5302	2.9952	9.0406	5.5177	6.5668	8.5808	5.4366	7.2883	7.3980	10.5546	7.6733	12.1914
	S	89.499	62.046	90.820	107.250	107.672	58.826	91.071	94.068	82.240	79.762	65.672	92.070	68.863	85.391	113.978
5	T	9.5430	7.0399	8.1026	2.5293	3.0106	8.8983	5.4923	6.3980	8.6193	5.4687	7.5923	7.7711	10.4657	7.6193	12.3868
	S	87.951	61.984	90.543	107.288	107.122	59.766	91.492	96.550	81.872	79.294	63.042	87.650	69.448	85.996	112.180
6	T	9.5069	7.1026	8.1104	2.5435	3.0071	9.0236	5.4708	6.5995	8.9152	5.5300	7.3369	7.4903	10.8417	7.9775	16.5746
	S	88.285	61.437	90.456	106.689	107.246	58.936	91.851	93.602	79.155	78.415	65.237	90.936	67.039	82.134	83.836
7	T	9.8144	8.5164	11.0108	3.6856	4.2164	9.5148	5.6030	6.5510	8.6796	5.4243	7.3092	7.5481	10.6452	7.7613	12.9999
	S	85.519	51.238	66.629	73.628	76.487	55.894	89.684	94.295	81.303	79.943	65.484	90.239	68.277	84.422	106.889
8	T	9.6441	7.1397	8.1993	2.5927	3.0243	9.2961	5.5553	6.5251	8.6480	5.5158	7.1880	7.5055	10.4618	7.6993	12.4716
	S	87.029	61.118	89.475	104.664	106.636	57.209	90.454	94.669	81.601	78.617	66.588	90.752	69.474	85.102	111.417
9	T	9.6077	7.4753	8.3389	2.6105	3.0433	9.0248	5.6389	6.3819	8.9950	6.7686	10.2760	8.2319	11.2574	8.3583	13.8130
	S	87.359	58.374	87.978	103.951	105.970	58.929	89.113	96.794	78.453	64.066	46.578	82.744	64.564	78.392	100.597

Event: Global MX-5 Cup at COTA
Track: Circuit of the Americas
Report: Section Data Report
Session: Qualifications

Round 1 / 2
3.41 mile(s)
Battery Tender Global MX-5 Cup
March 23, 2019



Section Data for Car 48 - Lee, Zach

Lap	T/S	I12 to I13	I13 to I14	I14 to I15	I15 to I16	I16 to I17	Lap	PO to SF	SF to PI
1	T	10.6870	5.3202	10.5710	9.2456	16.4772	163.7095	159.6138	
	S	70.370	55.748	60.306	74.630	34.635	74.986	75.613	
2	T	10.7905	5.3170	10.5928	9.3689	6.2016	163.8130		
	S	69.695	55.782	60.182	73.648	92.022	74.939		
3	T	10.5436	5.3130	10.7308	9.2731	6.1300	151.6589		
	S	71.327	55.824	59.408	74.409	93.097	80.945		
4	T	10.2971	5.2207	10.6361	9.2762	6.1722	151.8646		
	S	73.035	56.811	59.937	74.384	92.460	80.835		
5	T	10.7912	5.5836	12.8689	10.0958	6.1911	156.4678		
	S	69.691	53.118	49.538	68.345	92.178	78.457		
6	T	17.4890	7.3576	13.1970	9.8954	6.2501	170.2197		
	S	43.001	40.311	48.306	69.729	91.308	72.119		
7	T	11.0305	5.4512	11.2580	9.3914	6.3030	162.7141		
	S	68.179	54.408	56.626	73.471	90.541	75.445		
8	T	10.5046	5.3437	10.4480	9.3972	6.2153	153.3754		
	S	71.592	55.503	61.016	73.426	91.819	80.039		
9	T	11.5984	5.6094	10.6319	9.6583	6.2665	163.5860		160.7284
	S	64.840	52.874	59.961	71.441	91.069	75.043		70.978

Event: Global MX-5 Cup at COTA
Track: Circuit of the Americas
Report: Section Data Report
Session: Qualifications

Round 1 / 2
3.41 mile(s)

Battery Tender Global MX-5 Cup
March 23, 2019




Section Data for Car 49 - Ensor, Peter (R)

Lap	T/S	I17 to I18	I18 to I19	I19 to SF	SF to I1	I1 to I2	I2 to I3	I3 to I4	I4 to I5	I5 to I6	I6 to I7	I7 to I8	I8 to I9	I9 to I10	I10 to I11	I11 to I12
1	T	9.7347	7.4139	8.3279	2.6312	3.1065	9.2153	5.6081	6.3500	8.6310	5.6879	7.1346	7.4426	10.4649	7.8325	12.5940
	S	86.219	58.858	88.094	103.133	103.815	57.710	89.603	97.280	81.761	76.238	67.087	91.519	69.453	83.655	110.334
2	T	9.9985	7.3672	8.2360	2.6020	3.0663	8.9721	5.5793	6.2409	8.5389	5.5609	7.0511	7.4074	10.4987	7.6754	12.3329
	S	83.944	59.231	89.077	104.290	105.176	59.275	90.065	98.980	82.643	77.980	67.881	91.954	69.229	85.367	112.670
3	T	9.7257	7.1943	8.1438	2.5459	3.0320	8.9259	5.6393	6.2645	8.7531	5.5479	6.9892	7.5039	10.2655	7.7184	12.5169
	S	86.299	60.654	90.085	106.588	106.365	59.581	89.107	98.608	80.621	78.162	68.482	90.771	70.802	84.892	111.014
4	T	9.7302	7.2987	8.3513	2.6383	3.1341	10.1343	7.2589	6.9456	9.0249	5.7709	7.0622	7.7288	10.9454	7.9608	13.1418
	S	86.259	59.786	87.847	102.855	102.900	52.477	69.225	88.938	78.193	75.142	67.774	88.130	66.404	82.307	105.735
5	T	9.5390	7.1878	8.1117	2.5387	3.0576	9.1009	5.4808	6.3130	8.7350	5.6223	7.0328	7.3521	10.4520	7.7378	12.3062
	S	87.988	60.709	90.442	106.891	105.475	58.436	91.684	97.850	80.788	77.128	68.058	92.645	69.539	84.679	112.914
6	T	10.0942	7.2164	8.1876	2.5640	3.0160	8.9894	5.7691	6.2569	8.9010	5.6549	7.1873	7.5892	10.9148	9.3548	15.0711
	S	83.149	60.468	89.603	105.836	106.930	59.161	87.102	98.727	79.281	76.683	66.595	89.751	66.590	70.042	92.199
7	T	9.6978	7.4268	8.4519	2.6013	3.1696	9.7874	5.8188	6.8937	8.7723	5.6033	7.0363	7.3837	11.0548	7.7784	12.1973
	S	86.547	58.755	86.801	104.318	101.748	54.337	86.358	89.608	80.444	77.389	68.024	92.249	65.747	84.237	113.922
8	T	9.5683	7.3450	8.1919	2.5748	3.0605	8.9909	5.5352	6.2232	8.7789	5.5507	7.1147	7.5460	10.5828	7.6802	12.2128
	S	87.719	59.410	89.556	105.392	105.375	59.151	90.783	99.262	80.384	78.123	67.274	90.265	68.679	85.314	113.778
9	T	9.6355	7.2850	8.3023	2.5643	3.0412	9.0120	5.5794	6.3042	8.8052	5.6464	7.2642	7.5222	10.4635	7.7693	12.4021
	S	87.107	59.899	88.365	105.824	106.044	59.012	90.063	97.987	80.144	76.799	65.890	90.550	69.462	84.335	112.041

Event: Global MX-5 Cup at COTA
Track: Circuit of the Americas
Report: Section Data Report
Session: Qualifications

Round 1 / 2
3.41 mile(s)
Battery Tender Global MX-5 Cup
March 23, 2019



Section Data for Car 49 - Ensor, Peter (R)

Lap	T/S	I12 to I13	I13 to I14	I14 to I15	I15 to I16	I16 to I17	Lap	PO to SF	SF to PI
1	T	10.5900	5.4188	10.6173	9.4717	6.2730	154.5459	163.4923	
	S	71.015	54.734	60.044	72.849	90.974	79.433	73.819	
2	T	10.4213	5.3631	10.5479	9.4306	6.2310	153.1215		
	S	72.164	55.302	60.439	73.166	91.588	80.172		
3	T	10.4627	5.3937	10.5304	9.3993	6.2593	152.8117		
	S	71.879	54.988	60.539	73.410	91.173	80.334		
4	T	10.5289	5.3941	10.4771	9.3398	6.2234	159.0895		
	S	71.427	54.984	60.847	73.877	91.699	77.164		
5	T	10.3943	5.6359	10.6082	9.4194	6.2809	152.9064		
	S	72.352	52.625	60.095	73.253	90.860	80.284		
6	T	12.3082	5.8880	10.6905	9.6977	6.3084	161.6595		
	S	61.101	50.372	59.632	71.151	90.464	75.937		
7	T	10.8298	5.4767	10.6645	9.3990	6.2081	156.2515		
	S	69.442	54.155	59.778	73.412	91.925	78.566		
8	T	10.3143	5.6219	10.7299	9.3941	6.4000	153.4161		
	S	72.913	52.756	59.413	73.450	89.169	80.018		
9	T	10.4489	5.4243	10.5940	9.4677	6.2106	153.7423		149.8866
	S	71.974	54.678	60.176	72.879	91.888	79.848		76.112

Event: Global MX-5 Cup at COTA
Track: Circuit of the Americas
Report: Section Data Report
Session: Qualifications

Round 1 / 2
3.41 mile(s)

Battery Tender Global MX-5 Cup
March 23, 2019



Section Data for Car 5 - Wagner, Gresham

Lap	T/S	I17 to I18	I18 to I19	I19 to SF	SF to I1	I1 to I2	I2 to I3	I3 to I4	I4 to I5	I5 to I6	I6 to I7	I7 to I8	I8 to I9	I9 to I10	I10 to I11	I11 to I12
1	T	9.5139	7.1680	8.1088	2.5264	3.0604	9.2023	5.5283	6.2402	8.8044	5.3387	7.2278	7.3799	10.7726	7.7668	12.3071
	S	88.220	60.877	90.474	107.411	105.378	57.792	90.896	98.992	80.151	81.225	66.222	92.296	67.469	84.363	112.906
2	T	9.9278	7.0583	8.0841	2.5200	2.9441	9.0767	5.6037	6.2090	8.5228	5.4263	7.2672	7.4843	10.1475	7.7654	12.3126
	S	84.542	61.823	90.751	107.684	109.541	58.592	89.673	99.489	82.799	79.914	65.863	91.009	71.625	84.378	112.856
3	T	9.2367	7.0467	8.1542	2.5531	2.9740	8.9005	5.4668	6.2566	8.5317	5.3355	7.3373	7.4708	10.4553	7.6219	12.2668
	S	90.868	61.925	89.970	106.288	108.440	59.751	91.918	98.732	82.713	81.274	65.233	91.173	69.517	85.966	113.277
4	T	9.2474	7.2615	8.4286	2.5964	3.0145	8.7905	5.5145	6.2320	8.7904	5.4233	7.2220	7.4936	10.6804	8.3078	12.9947
	S	90.763	60.093	87.041	104.515	106.983	60.499	91.123	99.122	80.279	79.958	66.275	90.896	68.052	78.869	106.932
5	T	9.3293	7.2753	8.2016	2.5595	2.9813	8.7690	5.5756	6.2528	8.6252	5.4053	7.3148	7.4976	10.3834	7.7466	12.3726
	S	89.966	59.979	89.450	106.022	108.174	60.648	90.125	98.792	81.816	80.224	65.434	90.847	69.998	84.583	112.308
6	T	9.3620	7.0638	8.0891	2.5377	2.9656	9.2788	5.4683	6.3005	8.6763	5.4641	7.2692	7.4475	10.4577	7.6825	12.1685
	S	89.652	61.775	90.694	106.933	108.747	57.315	91.893	98.044	81.334	79.361	65.844	91.458	69.501	85.288	114.192
7	T	10.2383	7.4615	8.6408	2.8132	3.7928	10.0379	6.1289	7.0355	9.0674	5.9572	7.6408	9.1206	11.6257	8.0516	12.5898
	S	81.978	58.482	84.904	96.461	85.030	52.981	81.989	87.801	77.826	72.792	62.642	74.681	62.518	81.379	110.371

Event: Global MX-5 Cup at COTA
Track: Circuit of the Americas
Report: Section Data Report
Session: Qualifications

Round 1 / 2
3.41 mile(s)

Battery Tender Global MX-5 Cup
March 23, 2019



Section Data for Car 5 - Wagner, Gresham

Lap	T/S	I12 to I13	I13 to I14	I14 to I15	I15 to I16	I16 to I17	Lap	PO to SF	SF to PI
1	T	10.5990	5.6627	10.8904	9.5261	6.1378	153.7616	178.0262	
	S	70.954	52.376	58.538	72.433	92.978	79.838	67.793	
2	T	10.2163	5.3103	10.5326	9.2659	6.1084	151.7833		
	S	73.612	55.852	60.526	74.467	93.426	80.878		
3	T	10.2142	5.2621	10.3981	9.2942	6.0542	150.8307		
	S	73.627	56.364	61.309	74.240	94.262	81.389		
4	T	11.9255	5.9919	10.9502	9.2861	6.1232	156.2745		
	S	63.062	49.499	58.218	74.305	93.200	78.554		
5	T	10.2833	5.3463	10.3416	9.2295	6.2589	151.7495		
	S	73.133	55.476	61.644	74.760	91.179	80.896		
6	T	10.9629	6.0018	15.1436	13.4855	8.6380	164.4634		
	S	68.599	49.417	42.097	51.166	66.066	74.643		
7	T	11.8460	5.6767	12.3337	13.5100	6.8066	170.3750		167.0021
	S	63.485	52.247	51.688	51.073	83.842	72.053		68.312

Event: Global MX-5 Cup at COTA
Track: Circuit of the Americas
Report: Section Data Report
Session: Qualifications

Round 1 / 2
3.41 mile(s)

Battery Tender Global MX-5 Cup
March 23, 2019




Section Data for Car 53 - Jensen(*), Keith

Lap	T/S	I17 to I18	I18 to I19	I19 to SF	SF to I1	I1 to I2	I2 to I3	I3 to I4	I4 to I5	I5 to I6	I6 to I7	I7 to I8	I8 to I9	I9 to I10	I10 to I11	I11 to I12
1	T	9.8857	7.1686	8.4120	2.6917	3.1648	9.2795	5.7383	6.4968	8.6083	5.6015	7.2476	7.6734	10.4377	7.9838	12.9112
	S	84.902	60.872	87.213	100.815	101.902	57.311	87.569	95.082	81.977	77.414	66.041	88.766	69.634	82.070	107.623
2	T	9.7330	7.0397	8.3532	2.6692	3.1805	9.2597	5.7428	6.5120	8.5464	5.6112	7.3363	7.6826	10.4517	8.0465	12.9610
	S	86.234	61.986	87.827	101.665	101.399	57.434	87.501	94.860	82.571	77.281	65.242	88.660	69.541	81.430	107.210
3	T	9.5796	7.0824	8.4178	2.6846	3.1685	9.4156	5.6440	6.4830	8.6602	5.5408	7.2595	7.6370	10.5458	7.9315	12.4580
	S	87.615	61.612	87.153	101.082	101.783	56.483	89.033	95.284	81.486	78.262	65.932	89.189	68.920	82.611	111.538
4	T	9.4505	7.1581	8.3901	2.6679	3.1092	9.4390	5.6137	6.5160	8.6865	5.6606	7.2695	7.6869	10.4663	8.0266	12.9017
	S	88.812	60.961	87.441	101.714	103.724	56.343	89.513	94.802	81.239	76.606	65.842	88.610	69.444	81.632	107.703
5	T	9.5729	7.1086	8.3119	2.6306	3.0726	9.1164	5.6390	6.3974	8.6606	5.5365	7.0558	7.6192	10.6509	7.8178	12.6092
	S	87.676	61.385	88.263	103.157	104.960	58.336	89.112	96.559	81.482	78.323	67.836	89.397	68.240	83.812	110.201
6	T	9.9711	7.1452	8.4507	2.6988	3.1672	9.2688	5.8442	6.4913	8.7101	5.7043	7.2128	7.6104	11.1447	8.7355	14.2442
	S	84.175	61.071	86.814	100.550	101.825	57.377	85.983	95.162	81.019	76.019	66.359	89.501	65.216	75.007	97.552
7	T	9.6177	7.1870	8.3514	2.6409	3.0980	9.1251	5.7548	6.4008	8.7815	5.5695	7.3093	7.6997	10.6342	7.9842	13.3143
	S	87.268	60.716	87.846	102.754	104.099	58.281	87.318	96.508	80.360	77.859	65.483	88.463	68.347	82.065	104.365
8	T	9.7188	7.3217	8.3768	2.6576	3.0988	9.2957	5.7389	6.3881	8.7753	5.7042	7.7581	7.8841	10.8330	7.9961	12.7289
	S	86.360	59.599	87.580	102.109	104.073	57.211	87.560	96.700	80.417	76.021	61.695	86.394	67.093	81.943	109.165
9	T	9.5351	7.0955	8.3172	2.6346	3.0789	9.0040	5.6772	6.3829	8.5679	5.5139	7.6301	8.0026	10.6625	7.9038	12.7417
	S	88.024	61.499	88.207	103.000	104.745	59.065	88.512	96.778	82.363	78.644	62.730	85.114	68.166	82.900	109.055

Event: Global MX-5 Cup at COTA
Track: Circuit of the Americas
Report: Section Data Report
Session: Qualifications

Round 1 / 2
3.41 mile(s)
Battery Tender Global MX-5 Cup
March 23, 2019




Section Data for Car 53 - Jensen(*), Keith

Lap	T/S	I12 to I13	I13 to I14	I14 to I15	I15 to I16	I16 to I17	Lap	PO to SF	SF to PI
1	T	10.7915	5.3362	10.5505	9.7278	6.1829	155.8898	163.9719	
	S	69.689	55.581	60.424	70.931	92.300	78.748	73.603	
2	T	10.9849	5.3475	10.6301	9.6007	6.1822	155.8712		
	S	68.462	55.463	59.971	71.870	92.310	78.757		
3	T	10.4361	5.3280	10.4718	9.6322	6.2165	154.5929		
	S	72.062	55.666	60.878	71.635	91.801	79.409		
4	T	10.6851	5.3457	10.8193	9.5377	6.2256	155.6560		
	S	70.383	55.482	58.922	72.344	91.667	78.866		
5	T	10.5117	5.3292	10.6062	9.7384	6.2810	154.2659		
	S	71.544	55.654	60.106	70.854	90.858	79.577		
6	T	11.4184	5.5185	12.1119	10.2031	6.2659	161.9171		
	S	65.863	53.745	52.634	67.627	91.077	75.817		
7	T	11.0864	5.4456	11.1603	10.1385	6.2257	157.5249		
	S	67.835	54.464	57.122	68.057	91.665	77.931		
8	T	10.9107	5.4977	10.6065	9.5041	6.2025	156.9976		
	S	68.927	53.948	60.105	72.600	92.008	78.192		
9	T	10.8441	5.4055	10.6678	9.4414	6.2325	155.3392		156.2544
	S	69.351	54.868	59.759	73.082	91.565	79.027		73.010

Event: Global MX-5 Cup at COTA
Track: Circuit of the Americas
Report: Section Data Report
Session: Qualifications

Round 1 / 2
3.41 mile(s)

Battery Tender Global MX-5 Cup
March 23, 2019



Section Data for Car 55 - Uretsky, Moisey

Lap	T/S	I17 to I18	I18 to I19	I19 to SF	SF to I1	I1 to I2	I2 to I3	I3 to I4	I4 to I5	I5 to I6	I6 to I7	I7 to I8	I8 to I9	I9 to I10	I10 to I11	I11 to I12
1	T	9.7041	7.5771	8.5317	2.6390	3.0975	9.6613	5.6455	6.4640	8.7284	5.5642	7.4251	7.5865	10.2916	7.7678	12.3591
	S	86.491	57.590	85.989	102.828	104.116	55.046	89.009	95.564	80.849	77.933	64.462	89.783	70.622	84.352	112.431
2	T	10.5023	7.3384	8.2348	2.5765	3.0042	8.9636	5.5908	6.4923	8.6949	5.5539	7.3670	7.6226	10.5710	7.8400	12.4788
	S	79.918	59.463	89.090	105.323	107.350	59.331	89.880	95.148	81.160	78.078	64.970	89.357	68.756	83.575	111.352
3	T	9.5089	7.1573	8.2340	2.5814	3.0665	9.0474	5.5638	6.3908	8.6772	5.5365	7.2148	7.5267	10.4490	7.6669	12.3443
	S	88.267	60.968	89.098	105.123	105.169	58.781	90.316	96.659	81.326	78.323	66.341	90.496	69.559	85.462	112.566
4	T	9.5556	7.4334	8.3804	2.6038	3.0442	8.9037	5.6250	6.5239	8.6022	5.6281	7.2964	7.5651	10.3831	7.6608	12.3323
	S	87.835	58.703	87.542	104.218	105.939	59.730	89.333	94.687	82.035	77.048	65.599	90.037	70.000	85.530	112.675
5	T	9.6892	7.1520	8.2520	2.6091	3.0647	8.9625	5.5689	6.4673	8.6840	5.6065	7.3346	7.5827	10.4820	7.6784	12.4755
	S	86.624	61.013	88.904	104.007	105.231	59.338	90.233	95.515	81.262	77.345	65.257	89.828	69.340	85.334	111.382
6	T	11.1899	7.7249	8.2450	2.5950	3.2122	9.3897	5.7445	6.5460	8.7291	5.7959	7.2290	7.5293	10.2805	7.7076	14.1996
	S	75.007	56.488	88.980	104.572	100.398	56.638	87.475	94.367	80.842	74.818	66.211	90.465	70.699	85.011	97.858
7	T	10.4069	7.1667	8.1662	2.5454	2.9791	9.1547	5.6578	6.8381	8.8190	5.5776	7.3047	7.4395	10.7968	7.6598	12.4227
	S	80.650	60.888	89.838	106.609	108.254	58.092	88.815	90.336	80.018	77.746	65.524	91.557	67.318	85.541	111.855
8	T	9.6938	7.3097	8.2366	2.5787	3.0071	9.1841	5.6857	6.5220	8.7060	5.7223	7.5092	7.4924	10.5437	8.0296	12.6567
	S	86.583	59.697	89.070	105.233	107.246	57.906	88.380	94.714	81.057	75.780	63.740	90.910	68.934	81.601	109.787
9	T	9.5770	7.2124	8.1868	2.5547	2.9811	9.1543	5.6455	6.3942	8.9453	5.9723	7.7679	7.5329	10.6332	7.6936	12.4215
	S	87.639	60.502	89.612	106.221	108.182	58.095	89.009	96.607	78.889	72.608	61.617	90.422	68.354	85.165	111.866
10	T	13.0354														
	S	64.388														

Event: Global MX-5 Cup at COTA
Track: Circuit of the Americas
Report: Section Data Report
Session: Qualifications

Round 1 / 2
3.41 mile(s)

Battery Tender Global MX-5 Cup
March 23, 2019



Section Data for Car 55 - Uretsky, Moisey

Lap	T/S	I12 to I13	I13 to I14	I14 to I15	I15 to I16	I16 to I17	Lap	PO to SF	SF to PI
1	T	10.5488	5.4514	10.6943	9.3709	6.3202	155.4285	165.6050	
	S	71.292	54.406	59.611	73.632	90.295	78.982	72.877	
2	T	10.5665	5.4312	10.7124	9.3900	6.2066	155.1378		
	S	71.173	54.609	59.510	73.482	91.948	79.130		
3	T	10.4484	5.3716	10.6513	9.3757	6.2340	153.0465		
	S	71.977	55.215	59.852	73.595	91.543	80.211		
4	T	10.4763	5.3739	10.7581	9.3620	6.3025	153.8108		
	S	71.785	55.191	59.258	73.702	90.548	79.812		
5	T	10.6156	5.3697	10.7418	9.8396	6.5387	154.7148		
	S	70.843	55.234	59.348	70.125	87.278	79.346		
6	T	12.4119	6.1706	12.0719	9.8697	6.9169	163.5592		
	S	60.591	48.065	52.809	69.911	82.505	75.055		
7	T	11.1750	5.6201	11.8847	9.4298	6.4876	157.5322		
	S	67.297	52.773	53.640	73.172	87.965	77.927		
8	T	11.4429	5.9020	10.8801	9.3373	6.2247	156.6646		
	S	65.722	50.253	58.593	73.897	91.680	78.358		
9	T	11.0491	5.5214	11.6107	9.4476	6.2941	156.5956		160.7953
	S	68.064	53.717	54.906	73.034	90.669	78.393		70.948
10	T								
	S								

Event: Global MX-5 Cup at COTA
Track: Circuit of the Americas
Report: Section Data Report
Session: Qualifications

Round 1 / 2
3.41 mile(s)

Battery Tender Global MX-5 Cup
March 23, 2019




Section Data for Car 57 - Gonzalez, Tyler (R)

Lap	T/S	I17 to I18	I18 to I19	I19 to SF	SF to I1	I1 to I2	I2 to I3	I3 to I4	I4 to I5	I5 to I6	I6 to I7	I7 to I8	I8 to I9	I9 to I10	I10 to I11	I11 to I12
1	T	9.7811	7.3662	8.2644	2.5922	3.1336	9.2834	5.5862	6.3423	8.6276	5.5089	7.2485	7.4976	10.6937	7.7325	12.4841
	S	85.810	59.239	88.771	104.685	102.917	57.287	89.954	97.398	81.794	78.716	66.032	90.847	67.967	84.737	111.305
2	T	9.5728	7.2104	8.1703	2.5371	3.0548	9.1404	5.5642	6.3114	8.6533	5.4742	7.2250	7.5850	10.4724	7.6716	12.2061
	S	87.677	60.519	89.793	106.958	105.572	58.183	90.309	97.875	81.551	79.215	66.247	89.800	69.403	85.409	113.840
3	T	9.4419	7.1326	8.1901	2.5683	3.0295	9.1070	5.5410	6.2848	8.3281	5.5572	7.3353	7.4862	10.4838	7.6867	12.3885
	S	88.893	61.179	89.576	105.659	106.453	58.397	90.688	98.289	84.735	78.031	65.251	90.986	69.328	85.242	112.164
4	T	9.4671	7.3872	8.4352	2.6194	3.0544	9.0461	5.5740	6.3054	8.5639	5.3874	7.2770	7.5683	10.5589	7.7980	12.5173
	S	88.656	59.070	86.973	103.598	105.585	58.790	90.151	97.968	82.402	80.491	65.774	89.999	68.835	84.025	111.010
5	T						10.6126	5.9439	6.5900	8.7757	5.6080	7.3448	7.5348	10.5460	7.6813	12.2641
	S						50.112	84.540	93.737	80.413	77.325	65.167	90.399	68.919	85.302	113.302
6	T	9.6314	7.1826	8.1160	2.5221	3.0538	9.3270	5.7553	6.6594	8.5722	5.5843	7.2625	7.4557	10.8211	7.7166	12.2143
	S	87.144	60.753	90.394	107.594	105.606	57.019	87.311	92.760	82.322	77.653	65.905	91.358	67.167	84.911	113.764
7	T	9.6711	7.3213	8.8898	3.3495	4.5832	9.9125	5.6415	6.4295	8.5502	5.6653	7.5145	7.4641	10.7183	7.7706	12.3238
	S	86.786	59.602	82.526	81.016	70.366	53.651	89.072	96.077	82.534	76.543	63.695	91.255	67.811	84.321	112.753
8	T	9.5767	7.1690	8.2723	2.6123	3.0681	8.9986	5.6124	6.3564	8.5488	5.5104	7.2417	7.5670	10.5159	7.7421	12.5626
	S	87.642	60.868	88.686	103.879	105.114	59.100	89.534	97.182	82.547	78.694	66.094	90.014	69.116	84.632	110.610

Event: Global MX-5 Cup at COTA
Track: Circuit of the Americas
Report: Section Data Report
Session: Qualifications

Round 1 / 2
3.41 mile(s)

Battery Tender Global MX-5 Cup
March 23, 2019



Section Data for Car 57 - Gonzalez, Tyler (R)

Lap	T/S	I12 to I13	I13 to I14	I14 to I15	I15 to I16	I16 to I17	Lap	PI to PO	PO to SF	SF to PI
1	T	10.5932	5.4627	10.6226	9.2968	6.1155	154.2331		178.9912	
	S	70.993	54.294	60.014	74.219	93.317	79.594		67.427	
2	T	10.5413	5.4489	10.6168	9.3466	6.1209	152.9235			
	S	71.343	54.431	60.046	73.824	93.235	80.275			
3	T	10.4731	5.3382	10.7259	9.2656	6.1578	152.5216			
	S	71.807	55.560	59.436	74.469	92.676	80.487			
4	T	10.4811	5.4052	10.8200	9.9931	6.2351	154.4941			151.3180
	S	71.753	54.871	58.919	69.048	91.527	79.459			75.392
5	T	11.4962	5.9964	11.0704	9.4240	6.1951	241.1119	84.8197	159.1088	
	S	65.417	49.461	57.586	73.217	92.118	50.914	10.844	75.853	
6	T	10.7532	5.4194	10.7441	9.2975	6.2204	154.3089			
	S	69.937	54.728	59.335	74.213	91.744	79.555			
7	T	10.4825	5.5318	10.6386	9.3429	6.1506	157.9516			
	S	71.743	53.616	59.923	73.853	92.785	77.720			
8	T	10.4628	5.3624	10.6874	9.6025	6.2257	153.6951			152.8835
	S	71.878	55.309	59.650	71.856	91.665	79.872			74.620

Event: Global MX-5 Cup at COTA
Track: Circuit of the Americas
Report: Section Data Report
Session: Qualifications

Round 1 / 2
3.41 mile(s)

Battery Tender Global MX-5 Cup
March 23, 2019



Section Data for Car 61 - List(*), Andrew

Lap	T/S	I17 to I18	I18 to I19	I19 to SF	SF to I1	I1 to I2	I2 to I3	I3 to I4	I4 to I5	I5 to I6	I6 to I7	I7 to I8	I8 to I9	I9 to I10	I10 to I11	I11 to I12
1	T	10.0514	7.5719	8.4891	2.6750	3.1756	9.3414	5.7234	6.5451	8.6728	5.5825	7.3699	7.6505	11.1761	7.8567	12.7290
	S	83.503	57.629	86.421	101.444	101.556	56.931	87.797	94.380	81.367	77.678	64.945	89.032	65.033	83.397	109.164
2	T	9.8163	7.1370	8.4057	2.6972	3.1864	9.1198	5.6719	6.4163	8.5997	5.5804	7.6311	7.7797	10.6140	8.0012	12.9787
	S	85.502	61.141	87.278	100.609	101.211	58.315	88.595	96.275	82.059	77.707	62.722	87.553	68.477	81.891	107.064
3	T	9.8600	7.1620	8.4920	2.7016	3.1938	9.1621	5.6399	6.5688	8.8234	5.7548	7.7821	7.8627	11.2821	8.8384	13.2259
	S	85.124	60.928	86.391	100.446	100.977	58.045	89.097	94.040	79.978	75.352	61.505	86.629	64.422	74.134	105.062
4	T	9.7304	7.5371	8.4578	2.6722	3.1430	9.0935	5.6119	6.5156	8.6562	5.6873	7.6935	7.6867	10.9812	7.9283	12.7933
	S	86.257	57.895	86.741	101.551	102.609	58.483	89.542	94.807	81.523	76.246	62.213	88.612	66.188	82.644	108.615
5	T	9.7866	7.2433	8.4935	2.7003	3.1776	8.9823	5.6496	6.4686	8.9377	5.7215	7.3895	7.7784	10.8491	7.9973	12.9421
	S	85.762	60.244	86.376	100.494	101.492	59.207	88.944	95.496	78.956	75.791	64.772	87.568	66.993	81.931	107.366
6	T	9.8947	7.1588	8.4141	2.6899	3.1797	9.0545	5.6703	6.4696	8.5922	5.6492	7.3382	7.7751	10.7759	7.9690	13.0655
	S	84.825	60.955	87.191	100.882	101.425	58.735	88.620	95.482	82.131	76.761	65.225	87.605	67.448	82.222	106.352
7	T	9.6862	7.2415	8.4580	2.6980	3.1845	9.0367	5.6503	6.4333	8.4841	5.5664	7.3672	7.7854	10.6616	8.0107	13.0227
	S	86.651	60.259	86.739	100.580	101.272	58.851	88.933	96.020	83.177	77.902	64.969	87.489	68.172	81.794	106.702
8	T	9.5882	7.4178	8.5867	2.7113	3.1889	9.0853	5.6487	6.4205	8.7170	5.8054	7.4103	7.9283	10.6138	7.9014	12.8690
	S	87.537	58.827	85.439	100.086	101.132	58.536	88.959	96.212	80.955	74.695	64.591	85.912	68.479	82.925	107.976
9	T	9.7988	7.5022	8.5281	2.7043	3.1863	9.0176	5.6733	6.4320	8.9253	6.1267	7.7428	7.8762	10.8968	8.0644	13.4862
	S	85.655	58.165	86.026	100.345	101.215	58.976	88.573	96.040	79.065	70.778	61.817	86.480	66.700	81.249	103.035

Event: Global MX-5 Cup at COTA
Track: Circuit of the Americas
Report: Section Data Report
Session: Qualifications

Round 1 / 2
3.41 mile(s)

Battery Tender Global MX-5 Cup
March 23, 2019



Section Data for Car 61 - List(*), Andrew

Lap	T/S	I12 to I13	I13 to I14	I14 to I15	I15 to I16	I16 to I17	Lap	PO to SF	SF to PI
1	T	11.5280	5.6593	10.7545	9.6549	6.3196	158.5267	171.1565	
	S	65.236	52.408	59.278	71.466	90.303	77.438	70.514	
2	T	10.9891	5.3304	10.7272	9.7195	6.3001	156.7017		
	S	68.436	55.641	59.428	70.991	90.583	78.340		
3	T	10.9730	5.3427	11.1520	9.8963	6.2912	160.0048		
	S	68.536	55.513	57.165	69.723	90.711	76.723		
4	T	11.2321	5.3486	10.8223	9.7910	6.2999	157.6819		
	S	66.955	55.452	58.906	70.473	90.586	77.853		
5	T	10.9349	5.3567	10.5258	9.7551	6.2795	156.9694		
	S	68.775	55.368	60.565	70.732	90.880	78.206		
6	T	10.8119	5.4256	10.7954	9.6161	6.2860	156.6317		
	S	69.557	54.665	59.053	71.755	90.786	78.375		
7	T	10.5786	5.4008	10.6412	9.6066	6.2453	155.7591		
	S	71.091	54.916	59.909	71.826	91.378	78.814		
8	T	10.4469	5.4291	10.6981	9.9381	6.3370	156.7418		
	S	71.987	54.630	59.590	69.430	90.056	78.320		
9	T	12.5611	5.8700	11.1229	10.7626	7.3907	163.6683		160.9037
	S	59.871	50.527	57.314	64.111	77.216	75.005		70.901

Event: Global MX-5 Cup at COTA
Track: Circuit of the Americas
Report: Section Data Report
Session: Qualifications

Round 1 / 2
3.41 mile(s)

Battery Tender Global MX-5 Cup
March 23, 2019



Section Data for Car 74 - Maxson, Tyler (R)

Lap	T/S	I17 to I18	I18 to I19	I19 to SF	SF to I1	I1 to I2	I2 to I3	I3 to I4	I4 to I5	I5 to I6	I6 to I7	I7 to I8	I8 to I9	I9 to I10	I10 to I11	I11 to I12
1	T	9.6172	7.3778	8.2164	2.5710	3.0849	9.1119	5.5245	6.2937	8.7548	5.5136	7.3144	7.4912	10.4090	7.6113	12.2925
	S	87.273	59.145	89.289	105.548	104.541	58.365	90.958	98.150	80.605	78.648	65.438	90.925	69.826	86.086	113.040
2	T	9.3548	7.2289	8.2579	2.5995	3.0534	8.9237	5.5410	6.1976	8.7310	5.5072	7.2556	7.5303	10.3269	7.6531	12.3863
	S	89.721	60.364	88.841	104.391	105.620	59.596	90.688	99.672	80.825	78.740	65.968	90.453	70.381	85.616	112.184
3	T	9.3792	7.3847	8.4465	2.5943	3.0298	8.9160	5.5316	6.2098	8.6510	5.6077	7.2712	7.4816	10.2374	7.6347	12.3978
	S	89.487	59.090	86.857	104.600	106.443	59.648	90.842	99.476	81.572	77.329	65.826	91.042	70.996	85.822	112.080
4	T	9.3617	7.2130	8.1712	2.5461	3.0071	9.1034	5.9304	6.3056	8.6407	5.3851	7.2196	7.4646	10.3100	7.6826	12.1996
	S	89.654	60.497	89.783	106.580	107.246	58.420	84.733	97.965	81.670	80.525	66.297	91.249	70.496	85.287	113.901
5	T						9.9730	5.6104	6.4725	8.8007	5.5470	7.3582	7.3757	10.7973	7.6354	14.4283
	S						53.326	89.566	95.439	80.185	78.175	65.048	92.349	67.315	85.814	96.307
6	T	9.7709	7.3293	8.0764	2.5051	2.9949	9.4848	5.6740	6.3154	8.6528	5.5347	7.1935	7.3980	10.7733	7.6045	12.3300
	S	85.900	59.537	90.837	108.324	107.683	56.071	88.562	97.813	81.555	78.349	66.537	92.070	67.465	86.163	112.696
7	T	9.5524	7.3679	9.2135	3.5646	4.3707	9.6837	5.5679	6.2835	8.7166	6.0062	7.5520	7.5192	10.5570	7.8607	12.4693
	S	87.865	59.225	79.626	76.127	73.787	54.919	90.249	98.309	80.958	72.198	63.379	90.586	68.847	83.355	111.437

Event: Global MX-5 Cup at COTA
Track: Circuit of the Americas
Report: Section Data Report
Session: Qualifications

Round 1 / 2
3.41 mile(s)
Battery Tender Global MX-5 Cup
March 23, 2019




Section Data for Car 74 - Maxson, Tyler (R)

Lap	T/S	I12 to I13	I13 to I14	I14 to I15	I15 to I16	I16 to I17	Lap	PI to PO	PO to SF	SF to PI
1	T	10.4621	5.5131	10.3498	9.1565	6.1109	152.7766		178.7694	
	S	71.883	53.797	61.595	75.356	93.388	80.353		67.511	
2	T	10.2780	5.4822	10.2636	9.2660	6.1003	151.9373			
	S	73.170	54.101	62.113	74.466	93.550	80.796			
3	T	10.6669	5.5061	10.8798	9.2194	6.1157	153.1612			
	S	70.503	53.866	58.595	74.842	93.314	80.151			
4	T	10.5633	5.5012	10.4248	9.6873	6.1235	152.8408			150.6938
	S	71.194	53.914	61.152	71.227	93.195	80.319			75.704
5	T	12.4293	6.0061	10.9900	9.2030	6.2168	244.7782	86.2404	161.1155	
	S	60.506	49.382	58.007	74.976	91.797	50.152	10.665	74.908	
6	T	10.4679	5.4808	10.6576	9.5883	6.1624	153.9946			
	S	71.843	54.115	59.816	71.963	92.607	79.717			
7	T	10.4264	5.6239	10.5253	9.2793	6.1779	158.3180			152.9859
	S	72.129	52.738	60.568	74.359	92.375	77.540			74.570

Event: Global MX-5 Cup at COTA
Track: Circuit of the Americas
Report: Section Data Report
Session: Qualifications

Round 1 / 2
3.41 mile(s)

Battery Tender Global MX-5 Cup
March 23, 2019



Section Data for Car 76 - Hall, Ryan (R)

Lap	T/S	I17 to I18	I18 to I19	I19 to SF	SF to I1	I1 to I2	I2 to I3	I3 to I4	I4 to I5	I5 to I6	I6 to I7	I7 to I8	I8 to I9	I9 to I10	I10 to I11	I11 to I12
1	T	10.1541	7.3966	8.3472	2.6112	3.0781	9.3857	5.7682	6.7081	9.0275	5.4129	7.3976	7.5880	10.9475	7.8464	12.5987
	S	82.658	58.995	87.890	103.923	104.772	56.663	87.116	92.087	78.170	80.112	64.702	89.765	66.391	83.507	110.293
2	T	9.5975	7.1429	8.1860	2.5683	3.0378	9.0188	5.6217	6.4859	8.6793	5.4356	7.2674	7.5128	10.4056	7.9376	12.3935
	S	87.452	61.091	89.621	105.659	106.162	58.968	89.386	95.242	81.306	79.777	65.861	90.663	69.849	82.547	112.119
3	T	9.4439	7.0220	8.2190	2.5879	3.0077	8.9215	5.6057	6.4806	8.6777	5.5379	7.4117	7.6361	11.1034	8.1520	12.5112
	S	88.874	62.142	89.261	104.859	107.225	59.611	89.641	95.319	81.321	78.303	64.578	89.200	65.459	80.376	111.064
4	T	9.3973	6.9783	8.0954	2.5250	3.0442	9.1457	5.7329	6.4795	8.7069	5.4158	7.2931	7.5160	10.4382	7.7723	12.4290
	S	89.315	62.532	90.624	107.471	105.939	58.150	87.652	95.336	81.049	80.069	65.629	90.625	69.631	84.303	111.799
5	T	9.4492	7.0692	8.1865	2.5670	3.0284	8.9829	5.5919	6.4095	8.6595	5.3787	7.3119	7.5294	10.4028	7.7273	12.3190
	S	88.824	61.727	89.615	105.712	106.492	59.203	89.862	96.377	81.492	80.621	65.460	90.464	69.868	84.794	112.797
6	T	9.4851	7.0828	8.0777	2.5231	3.0900	9.6516	5.7286	6.4252	8.7984	5.5220	7.4051	7.8078	11.0462	7.8436	14.8857
	S	88.488	61.609	90.822	107.552	104.369	55.102	87.718	96.141	80.206	78.529	64.636	87.238	65.798	83.537	93.348
7	T	9.6226	7.1849	8.2382	2.5898	3.0436	8.9487	5.6339	6.4368	8.6286	5.5092	7.2187	7.6276	10.6672	7.8256	12.4548
	S	87.224	60.733	89.053	104.782	105.960	59.430	89.192	95.968	81.784	78.711	66.305	89.299	68.136	83.729	111.567
8	T	9.7470	7.0578	8.1795	2.5788	3.0088	9.0668	5.5796	6.4203	8.7663	5.4113	7.2763	7.5181	10.4019	7.7079	12.2690
	S	86.110	61.827	89.692	105.229	107.186	58.656	90.060	96.215	80.499	80.135	65.780	90.600	69.874	85.007	113.257
9	T	9.5410	7.0948	8.1249	2.5328	3.1283	9.1228	5.5598	6.4241	8.8863	5.5761	7.3543	7.5628	10.8751	7.7915	12.2334
	S	87.970	61.505	90.295	107.140	103.091	58.295	90.381	96.158	79.412	77.767	65.083	90.064	66.833	84.095	113.586

Event: Global MX-5 Cup at COTA
Track: Circuit of the Americas
Report: Section Data Report
Session: Qualifications

Round 1 / 2
3.41 mile(s)
Battery Tender Global MX-5 Cup
March 23, 2019



Section Data for Car 76 - Hall, Ryan (R)

Lap	T/S	I12 to I13	I13 to I14	I14 to I15	I15 to I16	I16 to I17	Lap	PO to SF	SF to PI
1	T	10.8831	5.3648	10.5729	9.6237	6.5437	157.2560	168.6567	
	S	69.102	55.285	60.296	71.698	87.211	78.064	71.559	
2	T	10.4078	5.3496	10.3753	9.3591	6.1957	152.9782		
	S	72.258	55.442	61.444	73.725	92.109	80.247		
3	T	11.0898	5.3211	10.7607	9.3873	6.1465	155.0237		
	S	67.814	55.739	59.243	73.504	92.847	79.188		
4	T	10.3881	5.2657	10.9052	9.3745	6.2595	153.1626		
	S	72.395	56.325	58.458	73.604	91.171	80.150		
5	T	10.6779	5.3641	10.7029	9.3687	6.2886	153.0154		
	S	70.430	55.292	59.563	73.649	90.749	80.227		
6	T	11.6702	5.4844	11.3404	9.9977	6.5028	160.3684		
	S	64.442	54.079	56.215	69.016	87.759	76.549		
7	T	10.4955	5.4130	10.4264	9.4524	6.2405	153.6580		
	S	71.654	54.792	61.143	72.997	91.448	79.892		
8	T	10.9252	5.5287	10.7137	9.3784	6.1877	153.7231		
	S	68.836	53.646	59.503	73.573	92.228	79.858		
9	T	11.4939	6.0812	10.8107	9.4134	6.2229	155.8301		159.4862
	S	65.430	48.772	58.969	73.300	91.707	78.778		71.531

Event: Global MX-5 Cup at COTA
Track: Circuit of the Americas
Report: Section Data Report
Session: Qualifications

Round 1 / 2
3.41 mile(s)

Battery Tender Global MX-5 Cup
March 23, 2019



Section Data for Car 77 - Oxner, Luke

Lap	T/S	I17 to I18	I18 to I19	I19 to SF	SF to I1	I1 to I2	I2 to I3	I3 to I4	I4 to I5	I5 to I6	I6 to I7	I7 to I8	I8 to I9	I9 to I10	I10 to I11	I11 to I12
1	T	9.4878	7.3288	8.3171	2.6234	3.0639	9.0691	5.6207	6.2947	8.7594	5.4467	7.2709	7.4664	10.4301	7.7162	12.4942
	S	88.463	59.541	88.208	103.440	105.258	58.641	89.402	98.135	80.563	79.615	65.829	91.227	69.685	84.916	111.215
2	T	9.4910	7.2582	8.3219	2.6168	3.0459	8.7883	5.5812	6.2986	8.6177	5.4047	7.2580	7.4688	10.3609	7.7368	12.5325
	S	88.433	60.120	88.157	103.701	105.880	60.514	90.034	98.074	81.887	80.233	65.946	91.198	70.150	84.690	110.875
3	T	9.3959	7.1597	8.2096	2.5984	3.0229	8.8047	5.5594	6.2771	8.4918	5.3525	7.2615	7.4571	10.2613	7.6759	12.4342
	S	89.328	60.947	89.363	104.435	106.686	60.402	90.387	98.410	83.102	81.016	65.914	91.341	70.831	85.362	111.752
4	T	9.6339	7.3384	8.3776	2.6296	3.0592	8.7490	5.5566	6.3496	8.4338	5.3723	7.2357	7.4767	10.2304	7.7513	12.4933
	S	87.121	59.463	87.571	103.196	105.420	60.786	90.433	97.286	83.673	80.717	66.149	91.101	71.045	84.531	111.223
5	T						10.5114	5.6668	6.3510	8.5934	5.4334	7.3378	7.4689	10.3599	7.6582	12.2122
	S						50.594	88.674	97.265	82.119	79.809	65.229	91.196	70.157	85.559	113.783
6	T	9.4033	7.2668	8.1295	2.5246	2.9645	9.3885	5.5124	6.4051	8.6009	5.4255	7.3113	7.3745	10.6178	7.6193	12.2561
	S	89.258	60.049	90.244	107.488	108.787	56.646	91.158	96.443	82.047	79.926	65.465	92.364	68.453	85.996	113.376
7	T	9.7483	7.2240	10.6328	3.5582	3.8219	9.3562	5.8445	6.7004	9.0650	5.8129	7.4115	7.5714	10.6390	9.1792	17.9365
	S	86.099	60.405	68.997	76.264	84.382	56.841	85.978	92.193	77.847	74.599	64.580	89.962	68.316	71.382	77.470

Event: Global MX-5 Cup at COTA
Track: Circuit of the Americas
Report: Section Data Report
Session: Qualifications

Round 1 / 2
3.41 mile(s)
Battery Tender Global MX-5 Cup
March 23, 2019



Section Data for Car 77 - Oxner, Luke

Lap	T/S	I12 to I13	I13 to I14	I14 to I15	I15 to I16	I16 to I17	Lap	PI to PO	PO to SF	SF to PI
1	T	10.3297	5.3862	10.4677	9.4345	6.0980	153.1055		158.6771	
	S	72.804	55.065	60.902	73.136	93.585	80.180		76.059	
2	T	10.4117	5.3245	10.4162	9.2950	6.1351	152.3638			
	S	72.231	55.703	61.203	74.233	93.019	80.570			
3	T	10.2366	5.4136	10.3750	9.4064	6.1745	151.5681			
	S	73.466	54.786	61.446	73.354	92.426	80.993			
4	T	10.3701	5.4027	10.4454	9.3900	6.1187	152.4143			146.8094
	S	72.521	54.897	61.032	73.482	93.268	80.544			77.707
5	T	10.5887	5.3654	10.5352	9.3480	6.1140	181.9330	31.0228	155.9648	
	S	71.023	55.278	60.511	73.813	93.340	67.475	29.648	77.382	
6	T	11.3068	5.6936	10.6678	9.6368	6.4399	154.5450			
	S	66.513	52.092	59.759	71.601	88.617	79.433			
7	T	13.5628	6.1246	23.8382	13.4522	7.6014	189.0810			187.5995
	S	55.449	48.426	26.743	51.293	75.076	64.925			60.811

Event: Global MX-5 Cup at COTA
Track: Circuit of the Americas
Report: Section Data Report
Session: Qualifications

Round 1 / 2
3.41 mile(s)

Battery Tender Global MX-5 Cup
March 23, 2019



Section Data for Car 78 - White(*), Brandon

Lap	T/S	I17 to I18	I18 to I19	I19 to SF	SF to I1	I1 to I2	I2 to I3	I3 to I4	I4 to I5	I5 to I6	I6 to I7	I7 to I8	I8 to I9	I9 to I10	I10 to I11	I11 to I12
1	T	10.3499	7.8168	8.6709	2.7441	3.2895	9.6821	6.0305	6.9870	9.1603	5.9563	8.3409	8.2394	10.9367	8.2055	13.2197
	S	81.094	55.824	84.609	98.890	98.039	54.928	83.326	88.411	77.037	72.803	57.384	82.668	66.457	79.852	105.112
2	T	10.3527	7.4138	8.4970	2.7410	3.2539	9.4197	6.0263	7.0862	9.1539	5.7759	7.7890	7.9996	10.8952	8.2883	13.1662
	S	81.072	58.858	86.341	99.002	99.112	56.458	83.384	87.173	77.091	75.077	61.450	85.146	66.710	79.054	105.539
3	T	10.2989	7.4803	8.5828	2.7542	3.2560	9.3423	5.9231	6.9352	9.1231	5.7788	7.9010	8.0444	10.8660	8.1552	13.1527
	S	81.496	58.335	85.478	98.527	99.048	56.926	84.837	89.071	77.351	75.039	60.579	84.672	66.889	80.345	105.647
4	T	10.2422	7.3553	8.5252	2.7489	3.2511	9.3306	5.9223	6.9217	8.9507	5.7101	7.8427	8.0217	10.8435	8.1583	13.1402
	S	81.947	59.326	86.055	98.717	99.197	56.997	84.849	89.245	78.841	75.942	61.030	84.912	67.028	80.314	105.748
5	T	10.1893	7.3385	8.5223	2.7436	3.2428	10.3072	6.0183	6.8473	9.0809	5.8454	8.0298	8.0573	10.8331	8.1110	13.1278
	S	82.373	59.462	86.084	98.908	99.451	51.597	83.495	90.215	77.711	74.184	59.608	84.537	67.092	80.783	105.848
6	T	10.1727	7.2437	8.4720	2.7324	3.2455	9.2570	5.9387	6.8935	9.1022	5.8323	8.0011	8.0416	10.8396	8.2086	13.1897
	S	82.507	60.240	86.595	99.313	99.368	57.450	84.614	89.610	77.529	74.351	59.821	84.702	67.052	79.822	105.351
7	T	10.2908	7.4570	8.6005	2.7579	3.2833	9.4555	6.0447	6.9667	9.1647	5.8193	7.9461	8.0171	11.3662	8.2792	13.2779
	S	81.560	58.517	85.302	98.395	98.224	56.244	83.131	88.669	77.000	74.517	60.235	84.960	63.946	79.141	104.651

Event: Global MX-5 Cup at COTA
Track: Circuit of the Americas
Report: Section Data Report
Session: Qualifications

Round 1 / 2
3.41 mile(s)

Battery Tender Global MX-5 Cup
March 23, 2019



Section Data for Car 78 - White(*), Brandon

Lap	T/S	I12 to I13	I13 to I14	I14 to I15	I15 to I16	I16 to I17	Lap	PO to SF	SF to PI
1	T	11.3580	5.6261	10.7707	9.9888	6.7306	164.1038	178.8734	
	S	66.213	52.717	59.188	69.077	84.789	74.806	67.472	
2	T	11.1100	5.4627	10.7303	10.0079	6.7552	161.9248		
	S	67.691	54.294	59.411	68.946	84.480	75.813		
3	T	10.9177	5.5009	10.5936	10.2252	6.6378	161.4692		
	S	68.883	53.917	60.178	67.480	85.975	76.027		
4	T	10.9413	5.5234	10.8381	10.0316	6.5675	160.8664		
	S	68.735	53.697	58.820	68.783	86.895	76.312		
5	T	10.9439	5.6421	10.7213	10.0695	6.6214	162.2928		
	S	68.718	52.567	59.461	68.524	86.187	75.641		
6	T	11.0875	5.6178	10.7251	9.8041	6.5126	160.9177		
	S	67.828	52.795	59.440	70.379	87.627	76.287		
7	T	11.4387	6.0563	11.8836	11.4314	7.4072	166.9441		166.7951
	S	65.746	48.972	53.645	60.360	77.044	73.534		68.396

Event: Global MX-5 Cup at COTA
Track: Circuit of the Americas
Report: Section Data Report
Session: Qualifications

Round 1 / 2
3.41 mile(s)

Battery Tender Global MX-5 Cup
March 23, 2019



Section Data for Car 8 - Sparks(*), Nathaniel

Lap	T/S	I17 to I18	I18 to I19	I19 to SF	SF to I1	I1 to I2	I2 to I3	I3 to I4	I4 to I5	I5 to I6	I6 to I7	I7 to I8	I8 to I9	I9 to I10	I10 to I11	I11 to I12
1	T	9.4266	7.3639	8.3818	2.6341	3.0856	8.9341	5.6814	6.2075	8.5055	5.3659	7.3272	7.6215	10.6011	7.8809	12.6430
	S	89.037	59.257	87.527	103.019	104.518	59.527	88.447	99.513	82.968	80.813	65.323	89.370	68.561	83.141	109.906
2	T	9.6973	6.9771	8.2887	2.6368	3.1102	9.0860	5.7017	6.2558	8.7424	5.3162	7.3405	7.5671	10.3803	7.9472	12.5452
	S	86.552	62.542	88.510	102.914	103.691	58.532	88.132	98.745	80.719	81.569	65.205	90.013	70.019	82.448	110.763
3	T	9.3964	6.9835	8.2189	2.5845	3.0274	9.3518	5.6347	6.5590	8.8090	5.4622	7.4753	7.8302	10.3280	7.9025	12.6026
	S	89.323	62.485	89.262	104.997	106.527	56.868	89.180	94.180	80.109	79.389	64.029	86.988	70.374	82.914	110.259
4	T	9.3862	7.1318	8.3415	2.6994	3.1592	8.9633	5.5789	6.2324	9.0140	5.4253	7.3284	7.7166	10.4273	7.8718	12.7808
	S	89.420	61.186	87.950	100.527	102.083	59.333	90.072	99.115	78.287	79.929	65.313	88.269	69.703	83.237	108.721
5	T	9.5279	7.0649	8.2746	2.6051	3.0662	8.8869	5.5827	6.1881	8.6082	5.6060	7.3224	7.6855	10.5338	7.8686	12.7077
	S	88.091	61.765	88.661	104.166	105.179	59.843	90.010	99.825	81.978	77.352	65.366	88.626	68.999	83.271	109.347
6	T	9.4116	7.1576	8.3826	2.6473	3.1012	9.1075	5.5732	6.3572	9.2633	5.9598	7.9154	8.3012	10.7478	7.9923	13.3441
	S	89.179	60.965	87.519	102.506	103.992	58.393	90.164	97.170	76.180	72.760	60.469	82.053	67.625	81.982	104.132
7	T	9.5107	7.1706	8.3236	2.6675	3.1056	8.9462	5.5706	6.2440	8.6748	5.6130	7.9747	7.9793	10.6513	8.0804	13.1336
	S	88.250	60.855	88.139	101.730	103.845	59.446	90.206	98.931	81.348	77.256	60.019	85.363	68.238	81.088	105.801

Event: Global MX-5 Cup at COTA
Track: Circuit of the Americas
Report: Section Data Report
Session: Qualifications

Round 1 / 2
3.41 mile(s)

Battery Tender Global MX-5 Cup
March 23, 2019




Section Data for Car 8 - Sparks(*), Nathaniel

Lap	T/S	I12 to I13	I13 to I14	I14 to I15	I15 to I16	I16 to I17	Lap	PO to SF	SF to PI
1	T	10.4726	5.5974	10.9217	9.5277	6.2855	154.4650	164.4699	
	S	71.811	52.987	58.370	72.420	90.793	79.474	73.380	
2	T	10.4267	5.2942	10.5714	9.4345	6.1567	153.4760		
	S	72.127	56.022	60.304	73.136	92.693	79.986		
3	T	10.6083	5.3194	10.5584	9.4102	6.1856	154.2479		
	S	70.892	55.756	60.378	73.325	92.260	79.586		
4	T	10.4411	5.2912	10.7964	10.4055	6.2940	155.2851		
	S	72.027	56.054	59.047	66.311	90.671	79.055		
5	T	10.2347	5.2565	10.6521	9.4706	6.2172	153.3597		
	S	73.480	56.424	59.847	72.857	91.791	80.047		
6	T	11.8406	5.7940	11.0466	9.7620	7.1039	160.8092		
	S	63.514	51.189	57.710	70.682	80.334	76.339		
7	T	10.5506	5.3725	10.7078	9.6120	6.4900	156.3788		152.9602
	S	71.280	55.205	59.536	71.785	87.932	78.502		74.583

Event: Global MX-5 Cup at COTA
Track: Circuit of the Americas
Report: Section Data Report
Session: Qualifications

Round 1 / 2
3.41 mile(s)

Battery Tender Global MX-5 Cup
March 23, 2019



Section Data for Car 87 - Rollan, Selin

Lap	T/S	I17 to I18	I18 to I19	I19 to SF	SF to I1	I1 to I2	I2 to I3	I3 to I4	I4 to I5	I5 to I6	I6 to I7	I7 to I8	I8 to I9	I9 to I10	I10 to I11	I11 to I12
1	T	9.4523	7.1397	8.1225	2.5558	3.0011	8.8571	5.5198	6.2813	8.6384	5.5339	7.1166	7.3447	10.2329	7.4972	12.0675
	S	88.795	61.118	90.321	106.176	107.461	60.044	91.036	98.344	81.691	78.360	67.256	92.738	71.028	87.396	115.148
2	T	9.2602	7.0704	8.1761	2.5570	2.9984	8.8586	5.5128	6.3394	8.6973	5.5577	7.1700	7.3890	10.2279	7.5880	12.2182
	S	90.637	61.717	89.729	106.126	107.557	60.034	91.152	97.443	81.138	78.024	66.755	92.182	71.062	86.350	113.728
3	T	9.3196	6.9832	8.0307	2.5024	2.9654	8.8082	5.4489	6.3387	8.5288	5.5152	7.0968	7.3745	10.3065	7.5715	12.0457
	S	90.059	62.488	91.354	108.441	108.754	60.378	92.220	97.453	82.741	78.626	67.444	92.364	70.520	86.539	115.356
4	T	9.2451	7.1064	8.1602	2.5198	2.9650	8.9539	5.5544	6.3285	8.4895	5.4990	7.1345	7.4187	10.1723	7.6286	12.1162
	S	90.785	61.404	89.904	107.693	108.769	59.395	90.469	97.610	83.124	78.857	67.088	91.813	71.451	85.891	114.685
5	T	9.3251	7.1635	8.1318	2.5240	2.9803	9.3492	5.5782	6.4903	8.7088	5.6100	7.1728	7.8918	10.9518	7.7966	13.6499
	S	90.006	60.915	90.218	107.513	108.211	56.884	90.083	95.177	81.031	77.297	66.729	86.309	66.365	84.040	101.799
6	T	9.4671	7.1123	8.1753	2.5456	2.9809	8.9901	5.6924	6.8309	8.7916	5.5987	7.3652	7.4564	10.7729	8.0547	16.0729
	S	88.656	61.353	89.738	106.601	108.189	59.156	88.276	90.431	80.268	77.453	64.986	91.349	67.467	81.347	86.453

Event: Global MX-5 Cup at COTA
 Track: Circuit of the Americas
 Report: Section Data Report
 Session: Qualifications

Round 1 / 2
 3.41 mile(s)
 Battery Tender Global MX-5 Cup
 March 23, 2019



Section Data for Car 87 - Rollan, Selin

Lap	T/S	I12 to I13	I13 to I14	I14 to I15	I15 to I16	I16 to I17	Lap	PO to SF	SF to PI
1	T	10.3734	5.4531	10.4448	9.4129	6.2280	151.2730	164.3478	
	S	72.497	54.389	61.035	73.304	91.632	81.151	73.435	
2	T	10.2270	5.3981	10.3539	9.2397	6.2743	151.1140		
	S	73.535	54.944	61.571	74.678	90.955	81.237		
3	T	10.2816	5.3609	10.3028	9.2028	6.1701	150.1543		
	S	73.145	55.325	61.876	74.977	92.492	81.756		
4	T	10.3018	5.3778	10.2878	9.2334	6.2173	150.7102		
	S	73.001	55.151	61.967	74.729	91.789	81.454		
5	T	10.9599	5.6115	11.5675	9.6301	6.1586	157.2517		
	S	68.618	52.854	55.111	71.650	92.664	78.066		
6	T	11.6529	6.1012	11.2120	9.5380	6.5886	160.9997		157.5337
	S	64.537	48.612	56.859	72.342	86.617	76.249		72.417

Event: Global MX-5 Cup at COTA
Track: Circuit of the Americas
Report: Section Data Report
Session: Qualifications

Round 1 / 2
3.41 mile(s)

Battery Tender Global MX-5 Cup
March 23, 2019




Section Data for Car 92 - Unser(*), Loni (R)

Lap	T/S	I17 to I18	I18 to I19	I19 to SF	SF to I1	I1 to I2	I2 to I3	I3 to I4	I4 to I5	I5 to I6	I6 to I7	I7 to I8	I8 to I9	I9 to I10	I10 to I11	I11 to I12
1	T	10.1319	7.4007	8.4932	2.7171	3.2820	9.7325	5.7349	6.7111	8.9049	5.6922	7.7133	7.9928	10.7862	7.9856	12.8881
	S	82.839	58.962	86.379	99.873	98.263	54.644	87.621	92.046	79.246	76.181	62.053	85.219	67.384	82.051	107.816
2	T	10.2252	7.5908	8.3902	2.7079	3.2690	9.7795	5.7626	6.5724	8.6910	5.5645	7.4451	7.7494	10.8426	7.8597	12.8203
	S	82.083	57.486	87.440	100.212	98.654	54.381	87.200	93.988	81.197	77.929	64.289	87.895	67.034	83.365	108.386
3	T	9.6495	7.1478	8.4243	2.7266	3.2471	9.1131	5.6551	6.5885	8.6911	5.6435	7.5785	7.8622	10.6568	7.9800	13.0391
	S	86.980	61.049	87.086	99.525	99.319	58.358	88.858	93.758	81.196	76.838	63.157	86.634	68.202	82.109	106.568
4	T	9.7638	7.1731	8.3807	2.6944	3.1947	9.1679	5.6635	6.6560	8.8456	5.5880	7.5893	7.9096	10.7043	7.9369	13.0623
	S	85.962	60.833	87.539	100.714	100.948	58.009	88.726	92.808	79.778	77.601	63.067	86.115	67.900	82.555	106.378
5	T	9.5688	7.1365	8.4042	2.7125	3.2300	8.9879	5.6534	6.6017	8.6640	5.5310	7.4432	7.8043	10.5971	7.9617	12.9853
	S	87.714	61.145	87.294	100.042	99.845	59.170	88.885	93.571	81.450	78.401	64.305	87.277	68.587	82.297	107.009
6	T	9.6471	7.1388	8.4029	2.7132	3.2203	8.9493	5.6482	6.5388	8.6478	5.5377	7.5279	8.3649	10.7748	8.0486	13.0170
	S	87.002	61.126	87.308	100.016	100.146	59.426	88.966	94.471	81.602	78.306	63.582	81.428	67.455	81.409	106.749
7	T	9.5302	7.1334	8.3940	2.6998	3.2094	9.1202	5.6814	6.5989	8.7117	5.7159	7.5193	7.7825	10.8082	8.0543	12.7512
	S	88.069	61.172	87.400	100.512	100.486	58.312	88.447	93.611	81.004	75.865	63.654	87.522	67.247	81.351	108.974
8	T	9.8502	7.2286	8.4369	2.7373	3.2528	9.2915	5.6906	6.6905	8.7892	5.9677	7.6747	7.8190	10.6999	7.9512	12.8129
	S	85.208	60.366	86.956	99.136	99.145	57.237	88.304	92.329	80.290	72.664	62.365	87.113	67.928	82.406	108.449
9	T	10.0548	7.4967	8.4650	2.6952	3.1851	9.1458	5.6621	6.7133	8.8367	5.9375	7.6276	7.8893	10.9120	8.0782	13.0568
	S	83.474	58.207	86.667	100.684	101.253	58.149	88.748	92.015	79.858	73.033	62.751	86.337	66.607	81.111	106.423

Event: Global MX-5 Cup at COTA
Track: Circuit of the Americas
Report: Section Data Report
Session: Qualifications

Round 1 / 2
3.41 mile(s)

Battery Tender Global MX-5 Cup
March 23, 2019



Section Data for Car 92 - Unser(*), Loni (R)

Lap	T/S	I12 to I13	I13 to I14	I14 to I15	I15 to I16	I16 to I17	Lap	PO to SF	SF to PI
1	T	10.7024	5.5109	10.9675	9.6448	6.5754	159.5675	174.3325	
	S	70.269	53.819	58.126	71.541	86.790	76.933	69.229	
2	T	10.6961	5.3953	11.0212	9.8374	6.3160	158.5362		
	S	70.310	54.972	57.843	70.140	90.355	77.433		
3	T	11.0427	5.4819	11.1044	9.6258	6.2144	157.4724		
	S	68.103	54.104	57.410	71.682	91.832	77.957		
4	T	10.7672	5.3780	10.8900	9.7119	6.2922	157.3694		
	S	69.846	55.149	58.540	71.047	90.697	78.008		
5	T	10.7305	5.3223	10.7768	9.6612	6.2574	156.0298		
	S	70.085	55.726	59.155	71.420	91.201	78.677		
6	T	10.6047	5.3252	10.6631	9.7206	6.1972	156.6881		
	S	70.916	55.696	59.786	70.983	92.087	78.347		
7	T	10.6626	5.4395	11.0153	9.7917	6.5689	157.1884		
	S	70.531	54.525	57.874	70.468	86.876	78.097		
8	T	11.0269	5.4561	10.9449	9.7370	6.3132	158.3711		
	S	68.201	54.360	58.246	70.864	90.395	77.514		
9	T	10.8188	5.4578	10.9252	9.7059	6.3067	158.9705		157.2328
	S	69.513	54.343	58.351	71.091	90.488	77.222		72.556

Event: Global MX-5 Cup at COTA
Track: Circuit of the Americas
Report: Section Data Report
Session: Qualifications

Round 1 / 2
3.41 mile(s)

Battery Tender Global MX-5 Cup
March 23, 2019



Section Data for Car 98 - Robillard(*), Jackson

Lap	T/S	I17 to I18	I18 to I19	I19 to SF	SF to I1	I1 to I2	I2 to I3	I3 to I4	I4 to I5	I5 to I6	I6 to I7	I7 to I8	I8 to I9	I9 to I10	I10 to I11	I11 to I12
1	T	9.8341	7.2811	8.3598	2.6736	3.2159	9.7108	5.7081	6.5745	9.6269	5.9716	7.7200	7.8907	11.0306	8.6823	13.1519
	S	85.348	59.931	87.758	101.497	100.283	54.766	88.033	93.958	73.303	72.616	62.000	86.321	65.891	75.467	105.654
2	T	10.0102	7.2930	8.4981	2.7198	3.2211	9.5441	5.7186	6.6616	8.8435	5.5198	7.7399	7.8123	10.9692	8.0703	13.0632
	S	83.846	59.833	86.329	99.773	100.121	55.722	87.871	92.730	79.797	78.560	61.840	87.188	66.260	81.190	106.371
3	T	10.0684	7.2719	8.4408	2.7197	3.2051	18.4267	6.2761	6.8515	9.1742	5.7595	7.6776	7.9972	11.1246	8.1551	13.1487
	S	83.362	60.007	86.916	99.777	100.621	28.861	80.066	90.159	76.920	75.291	62.342	85.172	65.334	80.346	105.679
4	T	9.9214	7.2275	8.4189	2.6714	3.2090	9.2843	5.7559	6.5952	8.8819	5.6040	7.7209	7.7816	10.8428	8.0197	13.0284
	S	84.597	60.375	87.142	101.581	100.499	57.281	87.302	93.663	79.452	77.380	61.992	87.532	67.032	81.702	106.655
5	T	9.8597	7.2429	8.3480	2.6666	3.2810	9.3098	5.7068	6.6103	8.8368	5.6311	7.5850	7.8120	10.7725	7.9849	12.8702
	S	85.126	60.247	87.882	101.764	98.293	57.125	88.053	93.449	79.857	77.007	63.103	87.191	67.470	82.058	107.966
6	T	9.6700	7.1201	8.4028	2.6677	3.2311	9.1383	6.1148	6.7392	8.6888	5.7116	7.6585	7.7886	10.8404	8.0830	13.2686
	S	86.796	61.286	87.309	101.722	99.811	58.197	82.178	91.662	81.217	75.922	62.497	87.453	67.047	81.062	104.724
7	T	10.1444	7.3620	8.5528	2.6858	3.2131	9.1584	5.8138	6.6001	9.0223	5.6385	7.6887	7.8836	10.8817	8.1683	13.2128
	S	82.737	59.272	85.777	101.036	100.370	58.069	86.432	93.594	78.215	76.906	62.252	86.399	66.793	80.216	105.167
8	T	9.9433	7.1998	8.4991	2.7435	3.2586	9.2574	5.7492	6.5809	8.8821	5.7415	7.6613	7.8407	10.9651	8.5054	13.3015
	S	84.410	60.608	86.319	98.911	98.969	57.448	87.403	93.867	79.450	75.527	62.475	86.872	66.285	77.037	104.465
9	T	10.1093	7.2489	8.4873	2.6839	3.2262	9.2460	5.7530	6.6036	8.9705	5.6430	7.5827	7.8845	10.8725	8.1170	13.0863
	S	83.024	60.197	86.439	101.108	99.963	57.519	87.346	93.544	78.667	76.845	63.122	86.389	66.849	80.723	106.183

Event: Global MX-5 Cup at COTA
Track: Circuit of the Americas
Report: Section Data Report
Session: Qualifications

Round 1 / 2
3.41 mile(s)
Battery Tender Global MX-5 Cup
March 23, 2019



Section Data for Car 98 - Robillard(*), Jackson

Lap	T/S	I12 to I13	I13 to I14	I14 to I15	I15 to I16	I16 to I17	Lap	PO to SF	SF to PI
1	T	10.6867	5.6703	10.8860	9.9080	6.4127	177.3165	168.2654	
	S	70.372	52.306	58.561	69.641	88.992	69.232	71.725	
2	T	10.8212	5.5242	10.7021	9.7583	6.2271	158.7176		
	S	69.497	53.689	59.568	70.709	91.645	77.345		
3	T	11.1359	5.6073	11.0545	9.9578	6.2632	170.3158		
	S	67.533	52.894	57.669	69.292	91.117	72.078		
4	T	11.5601	5.5677	10.7542	9.7996	6.2911	158.9356		
	S	65.055	53.270	59.279	70.411	90.713	77.239		
5	T	10.8631	5.4985	10.6656	9.8376	6.2271	157.6095		
	S	69.229	53.940	59.772	70.139	91.645	77.889		
6	T	10.8483	5.5095	10.6882	10.0006	6.3578	158.5279		
	S	69.324	53.833	59.645	68.996	89.761	77.437		
7	T	10.7536	5.5124	10.7262	10.0461	6.2787	159.3433		
	S	69.934	53.804	59.434	68.683	90.892	77.041		
8	T	10.5891	5.4795	10.7528	10.0204	6.2826	159.2538		
	S	71.021	54.127	59.287	68.860	90.835	77.085		
9	T	10.6352	5.4028	10.7832	9.9341	6.2598	158.5298		155.9570
	S	70.713	54.896	59.120	69.458	91.166	77.437		73.150

Event: Global MX-5 Cup at COTA

Round 1 / 2

Track: Circuit of the Americas

3.41 mile(s)

Report: Section Data Report

Battery Tender Global MX-5 Cup

Session: Qualifications

March 23, 2019



Section Data for Car 99 - Kemper, Drake

Lap	T/S	I17 to I18	I18 to I19	I19 to SF	SF to I1	I1 to I2	I2 to I3	I3 to I4	I4 to I5	I5 to I6	I6 to I7	I7 to I8	I8 to I9	I9 to I10	I10 to I11	I11 to I12
1	T	9.4707	7.1856	8.0135	2.4808	2.9636	8.9654	5.5048	6.6860	8.9975	5.5816	7.3822	7.4608	10.2104	7.6834	12.2345
	S	88.623	60.728	91.550	109.386	108.820	59.319	91.284	92.391	78.431	77.690	64.837	91.295	71.184	85.278	113.576
2	T	9.6655	7.1582	8.0873	2.4971	2.9786	9.1153	5.8152	6.3129	8.6213	5.3587	7.2165	7.3900	10.3607	7.5564	12.0490
	S	86.836	60.960	90.715	108.672	108.272	58.343	86.411	97.852	81.853	80.922	66.325	92.170	70.151	86.712	115.325
3	T	9.4600	7.1363	8.0297	2.4778	2.8972	8.7895	5.4826	6.3074	8.7506	5.6046	7.3320	7.4053	10.3327	7.7001	12.3784
	S	88.723	61.147	91.365	109.518	111.314	60.506	91.654	97.937	80.644	77.372	65.280	91.980	70.342	85.093	112.256
4	T	9.4056	7.3809	8.3115	2.5831	3.0385	8.7480	5.4603	6.2191	8.5328	5.5403	7.2819	7.4695	10.2099	7.6156	12.0635
	S	89.236	59.121	88.268	105.053	106.138	60.793	92.028	99.327	82.702	78.269	65.730	91.189	71.188	86.038	115.186
5	T	9.6618	7.1579	8.0555	2.5057	2.9754	8.7716	5.5214	6.2582	8.7063	5.5176	7.3317	7.4933	10.2259	7.6604	12.2564
	S	86.870	60.963	91.073	108.299	108.389	60.630	91.010	98.707	81.054	78.591	65.283	90.899	71.076	85.534	113.373

Event: Global MX-5 Cup at COTA
Track: Circuit of the Americas
Report: Section Data Report
Session: Qualifications

Round 1 / 2
3.41 mile(s)
Battery Tender Global MX-5 Cup
March 23, 2019




Section Data for Car 99 - Kemper, Drake

Lap	T/S	I12 to I13	I13 to I14	I14 to I15	I15 to I16	I16 to I17	Lap	PO to SF	SF to PI
1	T	10.3596	5.3488	10.3140	9.1659	6.2091	152.2182	160.7928	
	S	72.594	55.450	61.809	75.279	91.911	80.647	75.058	
2	T	10.2152	5.3940	10.4042	9.1721	6.1802	151.5484		
	S	73.620	54.985	61.273	75.228	92.340	81.004		
3	T	10.2780	5.4237	10.2553	9.3476	6.1298	151.5186		
	S	73.170	54.684	62.163	73.816	93.100	81.020		
4	T	10.1164	5.3161	10.2671	9.1535	6.3396	151.0532		
	S	74.339	55.791	62.092	75.381	90.019	81.269		
5	T	10.2244	5.4081	10.2867	9.4299	6.1654	151.6136		144.8169
	S	73.554	54.842	61.973	73.172	92.562	80.969		78.777

Event: Global MX-5 Cup at COTA
Track: Circuit of the Americas
Report: Section Data Report
Session: Qualifications

Round 1 / 2
3.41 mile(s)

Battery Tender Global MX-5 Cup
March 23, 2019

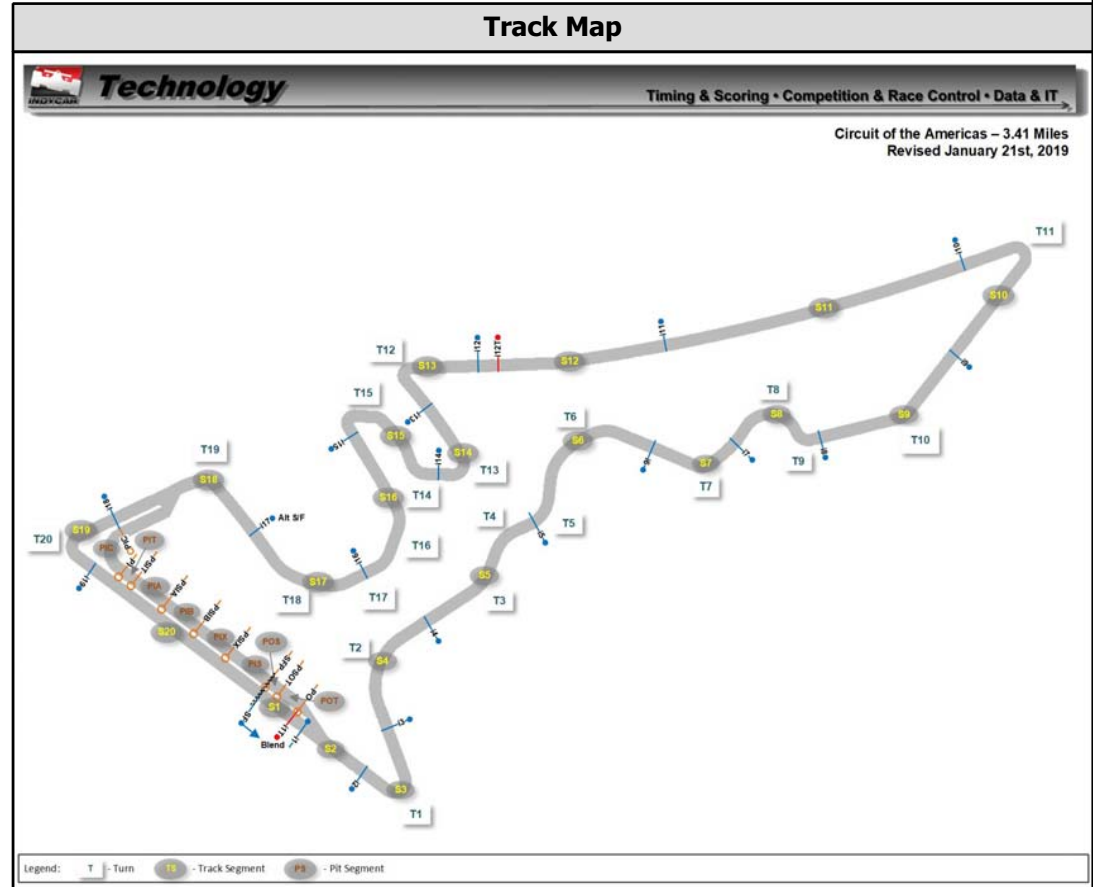


Section Data for Car

Report Support Information

Section Legend	
Name	Length
I17 to I18	0.233144 miles
I18 to I19	0.121212 miles
I19 to SF	0.203788 miles
SF to I1	0.075379 miles
I1 to I2	0.089583 miles
I2 to I3	0.147727 miles
I3 to I4	0.139583 miles
I4 to I5	0.171591 miles
I5 to I6	0.196023 miles
I6 to I7	0.120455 miles
I7 to I8	0.132955 miles
I8 to I9	0.189205 miles
I9 to I10	0.201894 miles
I10 to I11	0.182008 miles
I11 to I12	0.385985 miles
I12 to I13	0.208902 miles
I13 to I14	0.082386 miles
I14 to I15	0.177083 miles
I15 to I16	0.191667 miles
I16 to I17	0.158523 miles
Lap	3.410000 miles
PI to PO	0.255492 miles
PO to SF	3.352462 miles

Color Legend	
	Fastest Lap
	Section Under Caution
	Section Under Green
	Section Time Data
	Section Speed Data



Event: Global MX-5 Cup at COTA

Round 1 / 2

Track: Circuit of the Americas

3.41 mile(s)

Report: Section Data Report

Battery Tender Global MX-5 Cup

Session: Qualifications

March 23, 2019



Section Data for Car

SF to PI	3.168939 miles
PO to I2	0.108333 miles
I17 to PI	0.317992 miles
PO to PI	3.112311 miles