

Event: MX-5 Cup at Circuit of the Americas

Round 1 / 2

Track: Circuit of the Americas

3.431 mile(s)

Report: Section Data Report

Battery Tender Global MX-5 Cup

Session: Qualifications

March 24, 2018



Section Data for Car 01 - Reger, Nikko

Lap	T/SF to I1	I1 to I2	I2 to SF	Lap	PI to PO	SF to PI	PO to SF
1	T	34.4910	59.5283	59.7255	153.7448	299.3952	174.0985
	S	85.167	84.950	72.942	80.338	3.778	65.904
2	T	34.8745	59.8440	59.9791	154.6976		
	S	84.231	84.502	72.633	79.844		
3	T	34.0832	60.1932	63.1558	157.4322		
	S	86.186	84.012	68.980	78.457		
4	T	33.8423	59.5629	59.9049	153.3101		
	S	86.800	84.901	72.723	80.566		
5	T	34.0120	59.8676		158.8576	64.9626	151.2548
	S	86.367	84.469		77.753	17.410	79.903
6	T		65.7558		223.8977		
	S		76.905		55.166		

Event: MX-5 Cup at Circuit of the Americas
Track: Circuit of the Americas
Report: Section Data Report
Session: Qualifications

Round 1 / 2
3.431 mile(s)

Battery Tender Global MX-5 Cup
March 24, 2018



Section Data for Car 03 - Harrison, Ashton

Lap	T/SF to I1	I1 to I2	I2 to SF	Lap	PI to PO	SF to PI	PO to SF
1	T	34.7331	60.6047	61.9818	157.3196	331.1469	160.2745
	S	84.574	83.441	70.286	78.513	3.415	71.588
2	T	34.8103	61.0293	60.2761	156.1157		
	S	84.386	82.861	72.275	79.118		
3	T	34.6474	60.6399	61.1969	156.4842		
	S	84.783	83.393	71.188	78.932		
4	T	35.3822	60.5967	60.7472	156.7261		
	S	83.022	83.452	71.715	78.810		
5	T	34.7108	60.5753	60.9242	156.2103		
	S	84.628	83.482	71.507	79.070		
6	T	34.4669	62.4903	62.2072	159.1644		
	S	85.227	80.923	70.032	77.603		
7	T	34.5699	60.5070	60.1534	155.2303		
	S	84.973	83.576	72.423	79.570		
8	T	39.6170	66.1855			170.6087	
	S	74.147	76.405			70.839	

Event: MX-5 Cup at Circuit of the Americas

Round 1 / 2

Track: Circuit of the Americas

3.431 mile(s)

Report: Section Data Report

Battery Tender Global MX-5 Cup

Session: Qualifications

March 24, 2018



Section Data for Car 07 - DaSilva, Joe

Lap	T/SF to I1	I1 to I2	I2 to SF	Lap	PI to PO	SF to PI	PO to SF
1	T	36.6993	61.0218	61.3549	159.0760	335.1502	161.9427
	S	80.042	82.871	71.005	77.646	3.375	70.851
2	T	35.0322	61.6558	61.2845	157.9725		
	S	83.851	82.019	71.086	78.188		
3	T	35.0909	61.5161	61.8562	158.4632		
	S	83.711	82.205	70.429	77.946		
4	T	35.0344	63.5960	62.0245	160.6549		
	S	83.846	79.517	70.238	76.883		
5	T	35.2979	61.2799	63.8342	160.4120		
	S	83.220	82.522	68.247	76.999		
6	T	36.5059	65.8747		184.4236	171.8533	
	S	80.466	76.766		66.974	70.326	

Event: MX-5 Cup at Circuit of the Americas

Round 1 / 2

Track: Circuit of the Americas

3.431 mile(s)

Report: Section Data Report

Battery Tender Global MX-5 Cup

Session: Qualifications

March 24, 2018



Section Data for Car 12 - Globe(m), Michael (R)

Lap	T/SF to I1	I1 to I2	I2 to SF	Lap	PI to PO	SF to PI	PO to SF
1	T	37.1071	64.9676	64.6752	166.7499	334.2656	170.0521
	S	79.163	77.838	67.359	74.073	3.384	67.472
2	T	36.0819	79.7755	65.2873	181.1447		
	S	81.412	63.390	66.728	68.186		
3	T	36.5352	64.0420	64.6251	165.2023		
	S	80.402	78.963	67.412	74.767		
4	T	36.1206	63.8427	64.7386	164.7019		
	S	81.325	79.209	67.293	74.994		
5	T	36.5456	63.9661	64.0283	164.5400		
	S	80.379	79.056	68.040	75.067		
6	T	35.9027	63.4358	64.1247	163.4632		
	S	81.818	79.717	67.938	75.562		
7	T	36.0959	63.5124	63.8824	163.4907		
	S	81.380	79.621	68.195	75.549		
8	T	37.6598	70.9118			178.3040	
	S	78.001	71.313			67.781	

Event: MX-5 Cup at Circuit of the Americas
Track: Circuit of the Americas
Report: Section Data Report
Session: Qualifications

Round 1 / 2
3.431 mile(s)
Battery Tender Global MX-5 Cup
March 24, 2018



Section Data for Car 13 - Noaker, Robert (R)

Lap	T/SF to I1	I1 to I2	I2 to SF	Lap	PI to PO	SF to PI	PO to SF
1	T	34.7443	60.3149	62.0272	157.0864	329.7698	159.3978
	S	84.546	83.842	70.235	78.629	3.430	71.982
2	T	35.1190	60.6921	60.6159	156.4270		
	S	83.644	83.321	71.870	78.961		
3	T	34.5102	60.4028	61.6545	156.5675		
	S	85.120	83.720	70.660	78.890		
4	T	34.2965	60.9810	60.4429	155.7204		
	S	85.650	82.926	72.076	79.319		
5	T	34.5279	61.0656	60.7585	156.3520		
	S	85.076	82.811	71.702	78.999		
6	T	34.4485	61.2738	60.4850	156.2073		
	S	85.272	82.530	72.026	79.072		
7	T	34.6603	60.9626	60.7573	156.3802		
	S	84.751	82.951	71.703	78.984		
8	T	37.2173	66.4604			167.0079	
	S	78.928	76.089			72.366	

Event: MX-5 Cup at Circuit of the Americas

Round 1 / 2

Track: Circuit of the Americas

3.431 mile(s)

Report: Section Data Report

Battery Tender Global MX-5 Cup

Session: Qualifications

March 24, 2018




Section Data for Car 14 - Kimball, Kyle (R)

Lap	T/SF to I1	I1 to I2	I2 to SF	Lap	PI to PO	SF to PI	PO to SF
1	T	34.5298	60.4675	59.9559	154.9532	350.1482	161.9749
	S	85.071	83.631	72.661	79.712	3.230	70.837
2	T	34.2838	60.0464	59.7233	154.0535		
	S	85.682	84.217	72.944	80.177		
3	T	34.1221	59.8044	60.4777	154.4042		
	S	86.088	84.558	72.034	79.995		
4	T	34.6082	61.4610		169.4263	206.1968	161.3733
	S	84.879	82.279		72.902	5.485	74.893
5	T		64.7949		370.7024	390.9689	
	S		78.045		33.319	2.893	

Event: **MX-5 Cup at Circuit of the Americas**
Track: **Circuit of the Americas**
Report: **Section Data Report**
Session: **Qualifications**

Round 1 / 2
3.431 mile(s)
Battery Tender Global MX-5 Cup
March 24, 2018



Section Data for Car 16 - Dean II, John

Lap	T/SF to I1	I1 to I2	I2 to SF	Lap	PI to PO	SF to PI	PO to SF
1	T	33.8593	61.2432	59.7178	154.8203	328.1705	165.9662
	S	86.756	82.571	72.951	79.780	3.446	69.133
2	T	35.5743	60.0731	59.9979	155.6453		
	S	82.574	84.180	72.610	79.357		
3	T	33.8179	59.1256	59.2824	152.2259		
	S	86.862	85.529	73.487	81.140		
4	T	37.2745	61.0019	61.8326	160.1090		
	S	78.807	82.898	70.456	77.145		
5	T	33.7595	59.9158	59.5213	153.1966		
	S	87.013	84.401	73.192	80.626		
6	T	36.3211	60.3160	62.9069	159.5440		
	S	80.876	83.841	69.253	77.418		
7	T	33.9077	59.3494	59.7047	152.9618		
	S	86.632	85.206	72.967	80.750		
8	T	39.3420	74.9234			182.2445	
	S	74.666	67.495			66.316	

Event: MX-5 Cup at Circuit of the Americas

Round 1 / 2

Track: Circuit of the Americas

3.431 mile(s)

Report: Section Data Report

Battery Tender Global MX-5 Cup

Session: Qualifications

March 24, 2018



Section Data for Car 17 - Lukazik(c), Albert (R)

Lap	T/SF to I1	I1 to I2	I2 to SF	Lap	PI to PO	SF to PI	PO to SF
1	T	36.9375	64.2908	63.8631	165.0914	317.8020	176.3207
	S	79.526	78.657	68.216	74.817	3.559	65.073
2	T	35.7100	64.5173	80.8566	181.0839		
	S	82.260	78.381	53.879	68.209		
3	T	36.6544	64.5978	64.2590	165.5112		
	S	80.140	78.283	67.796	74.627		
4	T	35.9329	64.0962	63.3754	163.4045		
	S	81.750	78.896	68.741	75.589		
5	T	35.5629	64.0699	63.6168	163.2496		
	S	82.600	78.928	68.480	75.661		
6	T	35.7054	78.2801		193.5289	179.9335	
	S	82.270	64.600		63.823	67.167	

Event: MX-5 Cup at Circuit of the Americas

Round 1 / 2

Track: Circuit of the Americas

3.431 mile(s)

Report: Section Data Report

Battery Tender Global MX-5 Cup

Session: Qualifications

March 24, 2018



Section Data for Car 20 - Palermo(m), Hernan

Lap	T/SF to I1	I1 to I2	I2 to SF	Lap	PI to PO	SF to PI	PO to SF
1	T	34.1166	59.4543	59.7811	153.3520	382.3516	173.8956
	S	86.102	85.056	72.874	80.544	2.958	65.981
2	T	34.1645	60.1259	59.9175	154.2079		
	S	85.981	84.106	72.708	80.097		
3	T	35.3916	60.4211	59.8638	155.6765		
	S	83.000	83.695	72.773	79.341		
4	T	34.3229	60.0381	59.9051	154.2661		
	S	85.584	84.229	72.723	80.067		
5	T	34.1878	59.7481		162.4069	64.6523	153.9956
	S	85.922	84.638		76.053	17.494	78.481
6	T		66.8880		223.8252		
	S		75.603		55.184		

Event: MX-5 Cup at Circuit of the Americas

Round 1 / 2

Track: Circuit of the Americas

3.431 mile(s)

Report: Section Data Report

Battery Tender Global MX-5 Cup

Session: Qualifications

March 24, 2018



Section Data for Car 23 - Mauro(m), John

Lap	T/SF to I1	I1 to I2	I2 to SF	Lap	PI to PO	SF to PI	PO to SF
1	T	36.2172	62.7609	62.9381	161.9162	308.8254	165.2204
	S	81.108	80.575	69.218	76.284	3.662	69.445
2	T	35.5961	62.8252	61.7181	160.1394		
	S	82.523	80.492	70.587	77.130		
3	T	35.5123	62.3560	63.0503	160.9186		
	S	82.718	81.098	69.095	76.757		
4	T	35.1770	62.3311	61.8879	159.3960		
	S	83.506	81.130	70.393	77.490		
5	T	35.5662	63.4206	62.8069	161.7937		
	S	82.592	79.736	69.363	76.342		
6	T	35.0822	61.3819	61.8597	158.3238		
	S	83.732	82.385	70.425	78.015		
7	T	35.1710	61.3047	61.3218	157.7975		
	S	83.521	82.488	71.043	78.275		
8	T	35.3538	65.6828			163.8522	
	S	83.089	76.990			73.760	

Event: MX-5 Cup at Circuit of the Americas

Track: Circuit of the Americas

Report: Section Data Report

Session: Qualifications

Round 1 / 2

3.431 mile(s)

Battery Tender Global MX-5 Cup

March 24, 2018



Section Data for Car 27 - Straus(c), Ari

Lap	T/SF to I1	I1 to I2	I2 to SF	Lap	PI to PO	SF to PI	PO to SF
1	T	36.1295	65.1744	66.2108	167.5147	300.1117	165.7822
	S	81.305	77.591	65.797	73.734	3.769	69.210
2	T	37.8486	62.4906	64.1715	164.5107		
	S	77.612	80.923	67.888	75.081		
3	T	34.9841	62.3594	62.3495	159.6930		
	S	83.967	81.093	69.872	77.346		
4	T	35.3119	61.6905	62.8887	159.8911		
	S	83.187	81.973	69.273	77.250		
5	T	35.8431	63.2894	62.3057	161.4382		
	S	81.954	79.902	69.921	76.510		
6	T	35.6832	62.6814	62.4440	160.8086		
	S	82.322	80.677	69.766	76.809		
7	T	35.6390	62.7894	63.3416	161.7700		
	S	82.424	80.538	68.778	76.353		
8	T	38.9956	67.6351			174.2922	
	S	75.329	74.768			69.341	

Event: MX-5 Cup at Circuit of the Americas

Round 1 / 2

Track: Circuit of the Americas


3.431 mile(s)

Report: Section Data Report

Battery Tender Global MX-5 Cup

Session: Qualifications

March 24, 2018



Section Data for Car 28 - Stout, Robert

Lap	T/SF to I1	I1 to I2	I2 to SF	Lap	PI to PO	SF to PI	PO to SF
1	T	34.5830	60.0875	60.1751	154.8456	306.5959	157.5306
	S	84.941	84.159	72.397	79.767	3.689	72.835
2	T	34.1652	59.6960	60.0300	153.8912		
	S	85.979	84.711	72.572	80.262		
3	T	34.0468	59.3597	59.1631	152.5696		
	S	86.278	85.191	73.635	80.957		
4	T	34.0284	59.7460	59.5742	153.3486		
	S	86.325	84.641	73.127	80.546		
5	T	34.2212	60.6239	60.9585	155.8036		
	S	85.839	83.415	71.466	79.277		
6	T	34.6803	60.7938	61.6064	157.0805		
	S	84.702	83.182	70.715	78.632		
7	T	34.2203	61.0905		162.3531	153.6725	
	S	85.841	82.778		76.079	78.646	

Event: MX-5 Cup at Circuit of the Americas
Track: Circuit of the Americas
Report: Section Data Report
Session: Qualifications

Round 1 / 2
3.431 mile(s)
Battery Tender Global MX-5 Cup
March 24, 2018



Section Data for Car 31 - Leal, Brooks (R)

Lap	T/SF to I1	I1 to I2	I2 to SF	Lap	PI to PO	SF to PI	PO to SF
1	T	34.8698	61.4830	62.1298	158.4826	345.9331	162.7133
	S	84.242	82.249	70.119	77.937	3.269	70.515
2	T	35.9195	60.9323	60.6629	157.5147		
	S	81.780	82.993	71.815	78.416		
3	T	34.3543	61.1734	60.9589	156.4866		
	S	85.506	82.666	71.466	78.931		
4	T	34.6406	60.4444	61.1052	156.1902		
	S	84.799	83.663	71.295	79.081		
5	T	34.4497	60.7016	60.9021	156.0534		
	S	85.269	83.308	71.532	79.150		
6	T	35.1387	61.1968	60.5325	156.8680		
	S	83.597	82.634	71.969	78.739		
7	T	34.4303	60.7168	60.5498	155.6969		
	S	85.317	83.287	71.949	79.331		
8	T	38.6544	65.3099			167.9184	
	S	75.994	77.430			71.974	

Event: MX-5 Cup at Circuit of the Americas

Round 1 / 2

Track: Circuit of the Americas

3.431 mile(s)

Report: Section Data Report

Battery Tender Global MX-5 Cup

Session: Qualifications

March 24, 2018




Section Data for Car 33 - Bachoura(m), Alex

Lap	T/SF to I1	I1 to I2	I2 to SF	Lap	PI to PO	SF to PI	PO to SF
1	T	34.2137	60.1549	60.0052	154.3738	381.6072	172.8936
	S	85.857	84.065	72.602	80.011	2.964	66.363
2	T	34.1172	59.7213	60.8906	154.7291		
	S	86.100	84.676	71.546	79.827		
3	T	34.1959	60.1851	60.3890	154.7700		
	S	85.902	84.023	72.140	79.806		
4	T	34.1352	60.2291	60.3103	154.6746		
	S	86.055	83.962	72.234	79.855		
5	T	34.0487	60.1525		159.6819	64.9224	151.6629
	S	86.273	84.069		77.351	17.421	79.688
6	T		66.9642		220.3453		
	S		75.517		56.056		

Event: MX-5 Cup at Circuit of the Americas
Track: Circuit of the Americas
Report: Section Data Report
Session: Qualifications

Round 1 / 2
3.431 mile(s)

Battery Tender Global MX-5 Cup
March 24, 2018



Section Data for Car 34 - Bickers, Joey

Lap	T/SF to I1	I1 to I2	I2 to SF	Lap	PI to PO	SF to PI	PO to SF
1	T	34.6727	60.3485	60.0235	155.0447	319.4402	162.8211
	S	84.721	83.795	72.580	79.665	3.541	70.468
2	T	34.1364	59.8765	59.4066	153.4195		
	S	86.052	84.456	73.333	80.509		
3	T	33.8355	59.6997	59.4506	152.9858		
	S	86.817	84.706	73.279	80.737		
4	T	34.1294	59.8575	59.4809	153.4678		
	S	86.069	84.483	73.242	80.483		
5	T	34.0720	61.0286	61.3751	156.4757		
	S	86.214	82.862	70.981	78.936		
6	T	34.5527	60.3653	61.3386	156.2566		
	S	85.015	83.772	71.023	79.047		
7	T	36.9286	69.5150		181.2361	170.8336	
	S	79.545	72.746		68.152	70.745	

Event: MX-5 Cup at Circuit of the Americas

Round 1 / 2

Track: Circuit of the Americas

3.431 mile(s)

Report: Section Data Report

Battery Tender Global MX-5 Cup

Session: Qualifications

March 24, 2018



Section Data for Car 4 - Ortiz, Bryan

Lap	T/SF to I1	I1 to I2	I2 to SF	Lap	PI to PO	SF to PI	PO to SF
1	T	33.6213	60.1094	59.5809	153.3116	325.7227	164.2727
	S	87.370	84.129	73.119	80.565	3.472	69.846
2	T	33.6058	59.4923	59.4654	152.5635		
	S	87.411	85.001	73.261	80.960		
3	T	33.8161	59.4915	59.5919	152.8995		
	S	86.867	85.003	73.105	80.782		
4	T	34.7076	67.1514		172.6039	79.1421	162.7004
	S	84.636	75.306		71.560	14.291	74.282
5	T		70.6193	65.7055	237.4649		168.2263
	S		71.608	66.303	52.014		68.204
6	T	34.0100	72.0542	63.6176	169.6818		
	S	86.372	70.182	68.479	72.793		
7	T	36.3950	67.0165			166.9833	
	S	80.712	75.458			72.377	

Event: MX-5 Cup at Circuit of the Americas
Track: Circuit of the Americas
Report: Section Data Report
Session: Qualifications

Round 1 / 2
3.431 mile(s)

Battery Tender Global MX-5 Cup
March 24, 2018




Section Data for Car 44 - Allison, Austin (R)

Lap	T/SF to I1	I1 to I2	I2 to SF	Lap	PI to PO	SF to PI	PO to SF
1	T	34.5752	60.9880	60.7940	156.3572	311.0976	163.1142
	S	84.960	82.917	71.660	78.996	3.636	70.342
2	T	35.3882	61.0260	61.0200	157.4342		
	S	83.008	82.865	71.394	78.456		
3	T	34.5302	61.0889	62.2202	157.8393		
	S	85.070	82.780	70.017	78.254		
4	T	34.4132	60.7461	60.7624	155.9217		
	S	85.360	83.247	71.697	79.217		
5	T	34.3870	60.7634	60.7565	155.9069		
	S	85.425	83.223	71.704	79.224		
6	T	34.4476	61.3737	60.4251	156.2464		
	S	85.274	82.396	72.097	79.052		
7	T	34.4964	65.4708		171.6615	160.6917	
	S	85.154	77.239		71.953	75.210	

Event: MX-5 Cup at Circuit of the Americas
Track: Circuit of the Americas
Report: Section Data Report
Session: Qualifications

Round 1 / 2
3.431 mile(s)

Battery Tender Global MX-5 Cup
March 24, 2018



Section Data for Car 48 - Lee(m), Zach

Lap	T/SF to I1	I1 to I2	I2 to SF	Lap	PI to PO	SF to PI	PO to SF
1	T	34.4471	60.0450	61.4687	155.9608	308.3934	159.3915
	S	85.276	84.219	70.873	79.197	3.667	71.985
2	T	34.8502	60.1230	60.1990	155.1722		
	S	84.289	84.110	72.368	79.599		
3	T	34.4298	60.5552	60.2861	155.2711		
	S	85.319	83.509	72.263	79.549		
4	T	34.4340	60.5624	60.6643	155.6607		
	S	85.308	83.500	71.813	79.350		
5	T	34.9278	65.4590	64.2458	164.6326		
	S	84.102	77.253	67.810	75.025		
6	T	34.4165	60.1956	60.2061	154.8182		
	S	85.352	84.008	72.359	79.781		
7	T	35.7168	61.6929		174.8208	161.9306	
	S	82.244	81.969		70.653	74.635	

Event: MX-5 Cup at Circuit of the Americas
Track: Circuit of the Americas
Report: Section Data Report
Session: Qualifications

Round 1 / 2
3.431 mile(s)

Battery Tender Global MX-5 Cup
March 24, 2018



Section Data for Car 53 - Jensen(m), Keith

Lap	T/SF to I1	I1 to I2	I2 to SF	Lap	PI to PO	SF to PI	PO to SF
1	T	34.3005	60.4006	60.1749	154.8760	380.5618	172.3995
	S	85.640	83.723	72.397	79.752	2.972	66.553
2	T	34.1598	60.0495	60.2796	154.4889		
	S	85.993	84.213	72.271	79.951		
3	T	34.5708	60.3712	60.6813	155.6233		
	S	84.971	83.764	71.793	79.369		
4	T	34.4172	60.6685	59.8752	154.9609		
	S	85.350	83.354	72.759	79.708		
5	T	33.8863	60.1359	60.2480	154.2702		
	S	86.687	84.092	72.309	80.065		
6	T	34.9274	61.1909	60.2041	156.3224		
	S	84.103	82.642	72.362	79.014		
7	T	34.4268	60.6374	60.4419	155.5061		
	S	85.326	83.396	72.077	79.428		
8	T	36.0452	70.8977			182.5533	
	S	81.495	71.327			66.204	

Event: MX-5 Cup at Circuit of the Americas

Track: Circuit of the Americas

Report: Section Data Report

Session: Qualifications

Round 1 / 2

3.431 mile(s)

Battery Tender Global MX-5 Cup

March 24, 2018



Section Data for Car 55 - Sahley(c), Ted

Lap	T/SF to I1	I1 to I2	I2 to SF	Lap	PI to PO	SF to PI	PO to SF
1	T	36.6522	62.8207	62.7873	162.2602	398.4136	171.4678
	S	80.145	80.498	69.385	76.122	2.839	66.915
2	T	35.5858	62.5002	62.9803	161.0663		
	S	82.547	80.911	69.172	76.686		
3	T	35.3864	61.6955	62.3607	159.4426		
	S	83.012	81.966	69.859	77.467		
4	T	35.6881	62.4312	62.1808	160.3001		
	S	82.310	81.000	70.061	77.053		
5	T	35.2995	61.6780	61.9861	158.9636		
	S	83.216	81.989	70.282	77.701		
6	T	35.3777	62.2174		167.9747	367.8036	158.0522
	S	83.033	81.278		73.533	3.075	76.466

Event: MX-5 Cup at Circuit of the Americas

Round 1 / 2

Track: Circuit of the Americas

3.431 mile(s)

Report: Section Data Report

Battery Tender Global MX-5 Cup

Session: Qualifications

March 24, 2018



Section Data for Car 56 - Wolenski(c), Alex (R)

Lap	T/SF to I1	I1 to I2	I2 to SF	Lap	PI to PO	SF to PI	PO to SF
1	T	35.8182	62.8142	62.6267	161.2591	321.7325	167.8336
	S	82.011	80.506	69.563	76.595	3.515	68.364
2	T	35.0281	62.7077	62.6446	160.3804		
	S	83.861	80.643	69.543	77.014		
3	T	36.5840	61.9855	62.0000	160.5695		
	S	80.295	81.582	70.266	76.924		
4	T	35.2699	62.5837	69.4326	167.2862		
	S	83.286	80.803	62.744	73.835		
5	T	38.2123	61.7419	62.3563	162.3105		
	S	76.873	81.904	69.864	76.099		
6	T	35.3306	62.4999	62.9192	160.7497		
	S	83.143	80.911	69.239	76.837		
7	T	35.4758	62.6419	62.5606	160.6783		
	S	82.803	80.728	69.636	76.872		
8	T	36.7211	63.9877			171.2623	
	S	79.995	79.030			70.568	

Event: MX-5 Cup at Circuit of the Americas

Round 1 / 2

Track: Circuit of the Americas

3.431 mile(s)

Report: Section Data Report

Battery Tender Global MX-5 Cup

Session: Qualifications

March 24, 2018




Section Data for Car 7 - Kashima(m), Racer (R)

Lap	T/SF to I1	I1 to I2	I2 to SF	Lap	PI to PO	SF to PI	PO to SF
1	T	36.7881	62.6568	62.7828	162.2277	323.8292	168.4449
	S	79.849	80.708	69.390	76.137	3.493	68.116
2	T	35.2749	62.2791	62.7268	160.2808		
	S	83.275	81.198	69.452	77.062		
3	T	35.6507	62.3558	62.7728	160.7793		
	S	82.397	81.098	69.401	76.823		
4	T	35.7472	62.6576	63.6084	162.0132		
	S	82.174	80.707	68.489	76.238		
5	T	35.4126	61.9211	63.5190	160.8527		
	S	82.951	81.667	68.585	76.788		
6	T	35.2201	62.6981	61.9932	159.9114		
	S	83.404	80.655	70.273	77.240		
7	T	35.3375	62.7324	62.8095	160.8794		
	S	83.127	80.611	69.360	76.776		
8	T	39.7333	66.6776			176.3745	
	S	73.930	75.842			68.523	

Event: **MX-5 Cup at Circuit of the Americas**
Track: **Circuit of the Americas**
Report: **Section Data Report**
Session: **Qualifications**

Round 1 / 2
3.431 mile(s)
Battery Tender Global MX-5 Cup
March 24, 2018



Section Data for Car 71 - Koskinen(m), Matt

Lap	T/SF to I1	I1 to I2	I2 to SF	Lap	PI to PO	SF to PI	PO to SF
1	T	61.7161	61.8267	182.9424	39.1061		153.5162
	S	81.939	70.463	67.516	28.922		74.740
2	T	34.5930	60.9787	61.3684	156.9401		
	S	84.916	82.929	70.989	78.703		
3	T	34.7420	61.4760		165.3655	68.6637	156.3224
	S	84.552	82.259		74.693	16.472	77.313
4	T		63.6919	67.3195	220.2250		160.6044
	S		79.397	64.713	56.086		71.441
5	T	34.5252	60.8458	61.2721	156.6431		
	S	85.083	83.111	71.101	78.852		
6	T	34.3855	60.5936	60.9324	155.9115		
	S	85.428	83.457	71.497	79.222		
7	T	38.5041	65.3785			168.8572	
	S	76.291	77.349			71.573	

Event: MX-5 Cup at Circuit of the Americas
Track: Circuit of the Americas
Report: Section Data Report
Session: Qualifications

Round 1 / 2
3.431 mile(s)

Battery Tender Global MX-5 Cup
March 24, 2018



Section Data for Car 72 - Curran, Eric

Lap	T/SF to I1	I1 to I2	I2 to SF	Lap	PI to PO	SF to PI	PO to SF
1	T	34.6223	60.5459	60.8315	155.9997	304.1446	158.6892
	S	84.844	83.522	71.615	79.177	3.719	72.303
2	T	34.7701	61.1469	62.0690	157.9860		
	S	84.484	82.701	70.188	78.182		
3	T	34.5674	60.3302	61.4227	156.3203		
	S	84.979	83.821	70.926	79.015		
4	T	34.6764	60.8795	60.5204	156.0763		
	S	84.712	83.065	71.984	79.138		
5	T	34.5531	60.7751	60.5269	155.8551		
	S	85.014	83.207	71.976	79.251		
6	T	34.6291	63.4881	61.9952	160.1124		
	S	84.828	79.652	70.271	77.143		
7	T	34.6832	60.8045		165.9793	155.1083	
	S	84.695	83.167		74.417	77.918	

Event: MX-5 Cup at Circuit of the Americas

Round 1 / 2

Track: Circuit of the Americas

3.431 mile(s)

Report: Section Data Report

Battery Tender Global MX-5 Cup

Session: Qualifications

March 24, 2018



Section Data for Car 73 - Belluardo(c), Charlie (R)

Lap	T/SF to I1	I1 to I2	I2 to SF	Lap	PI to PO	SF to PI	PO to SF
1	T	35.8667	63.2318	62.9323	162.0308	304.6715	156.5583
	S	81.900	79.975	69.225	76.230	3.712	73.287
2	T	34.9080	61.8518	62.0331	158.7929		
	S	84.150	81.759	70.228	77.784		
3	T	34.8427	61.2621	61.2395	157.3443		
	S	84.307	82.546	71.138	78.500		
4	T	34.9932	62.3418	62.5756	159.9106		
	S	83.945	81.116	69.619	77.241		
5	T	34.7542	61.1797		161.9653	568.5220	153.7377
	S	84.522	82.657		76.261	1.989	78.612

Event: MX-5 Cup at Circuit of the Americas

Round 1 / 2

Track: Circuit of the Americas

3.431 mile(s)

Report: Section Data Report

Battery Tender Global MX-5 Cup

Session: Qualifications

March 24, 2018



Section Data for Car 76 - Hall, Ryan (R)

Lap	T/SF to I1	I1 to I2	I2 to SF	Lap	PI to PO	SF to PI	PO to SF
1	T	34.6256	60.6723	60.6053	155.9032	331.4318	160.7533
	S	84.836	83.348	71.883	79.226	3.413	71.375
2	T	34.1400	61.0004	60.0684	155.2088		
	S	86.043	82.900	72.525	79.581		
3	T	34.2474	61.0316	59.8042	155.0832		
	S	85.773	82.858	72.846	79.645		
4	T	34.1708	61.4482	59.9868	155.6058		
	S	85.965	82.296	72.624	79.378		
5	T	34.3780	60.7588	60.2466	155.3834		
	S	85.447	83.230	72.311	79.491		
6	T	36.4935	68.1817	61.9390	166.6142		
	S	80.494	74.168	70.335	74.133		
7	T	34.9490	61.9002		168.4996	157.9149	
	S	84.051	81.695		73.303	76.533	

Event: MX-5 Cup at Circuit of the Americas
Track: Circuit of the Americas
Report: Section Data Report
Session: Qualifications

Round 1 / 2
3.431 mile(s)

Battery Tender Global MX-5 Cup
March 24, 2018



Section Data for Car 77 - Oxner, Luke

Lap	T/SF to I1	I1 to I2	I2 to SF	Lap	PI to PO	SF to PI	PO to SF
1	T	34.7339	60.2684	60.5011	155.5034	297.4876	178.5274
	S	84.572	83.907	72.007	79.430	3.802	64.269
2	T	34.2208	59.7042	60.1911	154.1161		
	S	85.840	84.700	72.377	80.145		
3	T	34.1369	59.9030	60.3705	154.4104		
	S	86.051	84.419	72.162	79.992		
4	T	34.1988	60.1692	59.7141	154.0821		
	S	85.895	84.045	72.956	80.162		
5	T	34.2836	60.4352	62.2014	156.9202		
	S	85.682	83.675	70.038	78.713		
6	T	34.3069	60.5610	59.4746	154.3425		
	S	85.624	83.501	73.249	80.027		
7	T	35.1413	67.2500		174.2122	162.2667	
	S	83.591	75.196		70.900	74.480	

Event: MX-5 Cup at Circuit of the Americas

Round 1 / 2

Track: Circuit of the Americas

3.431 mile(s)

Report: Section Data Report

Battery Tender Global MX-5 Cup

Session: Qualifications

March 24, 2018




Section Data for Car 8 - Sparks, Nathaniel

Lap	T/SF to I1	I1 to I2	I2 to SF	Lap	PI to PO	SF to PI	PO to SF
1	T	33.7595	60.8874	60.1463	154.7932	326.3620	165.9172
	S	87.013	83.054	72.431	79.794	3.466	69.153
2	T	33.8867	59.6615	59.5962	153.1444		
	S	86.686	84.760	73.100	80.653		
3	T	33.8960	60.6886	60.0591	154.6437		
	S	86.662	83.326	72.537	79.871		
4	T	33.7630	60.3598	59.4610	153.5838		
	S	87.004	83.780	73.266	80.423		
5	T	34.4142	62.6324	61.0628	158.1094		
	S	85.357	80.740	71.344	78.121		
6	T	34.4178	62.2157	62.7932	159.4267		
	S	85.348	81.281	69.378	77.475		
7	T	33.9433	60.2077	60.0744	154.2254		
	S	86.541	83.991	72.518	80.088		
8	T	41.3299	80.3573			191.4875	
	S	71.074	62.931			63.115	

Event: MX-5 Cup at Circuit of the Americas
Track: Circuit of the Americas
Report: Section Data Report
Session: Qualifications

Round 1 / 2
3.431 mile(s)
Battery Tender Global MX-5 Cup
March 24, 2018



Section Data for Car 82 - Faulkner(c), Nigel (R)

Lap	T/SF to I1	I1 to I2	I2 to SF	Lap	PI to PO	SF to PI	PO to SF
1	T	35.8139	63.5055	63.5714	162.8908	297.3580	168.3998
	S	82.021	79.630	68.529	75.827	3.804	68.134
2	T	44.4953	64.9561	65.9178	175.3692		
	S	66.018	77.852	66.090	70.432		
3	T	35.6780	62.8975	62.8368	161.4123		
	S	82.334	80.400	69.330	76.522		
4	T	35.6592	62.5856	63.1857	161.4305		
	S	82.377	80.800	68.947	76.513		
5	T	36.6622	63.2778	63.7059	163.6459		
	S	80.123	79.916	68.384	75.478		
6	T	35.6681	63.1181	62.8105	161.5967		
	S	82.357	80.119	69.359	76.435		
7	T	36.0055	63.2201	62.9028	162.1284		
	S	81.585	79.989	69.257	76.184		
8	T	40.9669	74.2616			185.8246	
	S	71.704	68.096			65.038	

Event: MX-5 Cup at Circuit of the Americas
Track: Circuit of the Americas
Report: Section Data Report
Session: Qualifications

Round 1 / 2
3.431 mile(s)

Battery Tender Global MX-5 Cup
March 24, 2018



Section Data for Car 84 - Lamb(m), Todd

Lap	T/SF to I1	I1 to I2	I2 to SF	Lap	PI to PO	SF to PI	PO to SF
1	T	34.5416	60.1131	60.4505	155.1052	351.1894	162.5156
	S	85.042	84.124	72.067	79.634	3.221	70.601
2	T	34.0766	59.5623	59.8545	153.4934		
	S	86.203	84.902	72.784	80.470		
3	T	34.1603	60.1377	60.1628	154.4608		
	S	85.992	84.089	72.411	79.966		
4	T	38.5807	73.7748	61.6011	173.9566		
	S	76.139	68.546	70.721	71.004		
5	T	33.9719	59.7568	60.8574	154.5861		
	S	86.469	84.625	71.585	79.901		
6	T	34.6028	60.6610	61.6582	156.9220		
	S	84.892	83.364	70.655	78.712		
7	T	34.1499	60.4538	59.9763	154.5800		
	S	86.018	83.650	72.637	79.904		
8	T	39.0302	63.7597			166.8197	
	S	75.262	79.312			72.448	

Event: MX-5 Cup at Circuit of the Americas
Track: Circuit of the Americas
Report: Section Data Report
Session: Qualifications

Round 1 / 2
3.431 mile(s)

Battery Tender Global MX-5 Cup
March 24, 2018



Section Data for Car 87 - Rollan, Selin (R)

Lap	T/SF to I1	I1 to I2	I2 to SF	Lap	PI to PO	SF to PI	PO to SF
1	T	34.1275	60.7381	59.3995	154.2651	327.4996	169.7598
	S	86.074	83.258	73.342	80.067	3.454	67.588
2	T	34.1654	61.8183	60.3526	156.3363		
	S	85.979	81.803	72.184	79.007		
3	T	33.7850	59.4391	59.3577	152.5818		
	S	86.947	85.078	73.394	80.951		
4	T	34.2048	61.3560	61.1197	156.6805		
	S	85.880	82.420	71.278	78.833		
5	T	33.9101	60.4511	63.4569	157.8181		
	S	86.626	83.653	68.653	78.265		
6	T	33.9377	59.5964	59.7605	153.2946		
	S	86.556	84.853	72.899	80.574		
7	T	34.2896	60.4646	59.3731	154.1273		
	S	85.667	83.635	73.375	80.139		
8	T	39.8454	67.0596			171.0858	
	S	73.722	75.410			70.641	

Event: MX-5 Cup at Circuit of the Americas

Round 1 / 2

Track: Circuit of the Americas

3.431 mile(s)

Report: Section Data Report

Battery Tender Global MX-5 Cup

Session: Qualifications

March 24, 2018



Section Data for Car 97 - Henderson, Brian

Lap	T/SF to I1	I1 to I2	I2 to SF	Lap	PI to PO	SF to PI	PO to SF
1	T	34.7684	60.5992	59.9428	155.3104	354.9339	163.0982
	S	84.488	83.449	72.677	79.528	3.187	70.349
2	T	34.3947	60.0664	59.9966	154.4577		
	S	85.406	84.189	72.612	79.968		
3	T	34.1682	59.8837	60.5031	154.5550		
	S	85.972	84.446	72.004	79.917		
4	T	34.4415	77.9594	61.5048	173.9057		
	S	85.290	64.866	70.832	71.025		
5	T	33.8391	60.1347	60.8794	154.8532		
	S	86.808	84.093	71.559	79.763		
6	T	34.2968	60.6176	62.0138	156.9282		
	S	85.649	83.423	70.250	78.709		
7	T	33.8767	60.3186	60.3059	154.5012		
	S	86.712	83.837	72.240	79.945		
8	T	38.9628	65.8091			169.2831	
	S	75.392	76.842			71.393	

Event: MX-5 Cup at Circuit of the Americas

Track: Circuit of the Americas

Report: Section Data Report


Session: Qualifications

Round 1 / 2

3.431 mile(s)

Battery Tender Global MX-5 Cup






March 24, 2018



Section Data for Car

Report Support Information

Section Legend	
Name	Length
SF to I1	0.815972 miles
I1 to I2	1.404703 miles
I2 to SF	1.210133 miles
Lap	3.431000 miles
PI to PO	0.314173 miles
SF to PI	3.357134 miles
PO to SF	3.187153 miles
I2 to PI	1.138037 miles
PO to I1	0.573895 miles
PO to PI	3.116635 miles

Color Legend	
	Fastest Lap
	Section Under Caution
	Section Under Green
	Section Time Data
	Section Speed Data

