

**Event:** NJMP RTI - MX-5 Open Test  
**Track:** New Jersey Motorsports Park  
**Report:** Section Data Report  
**Session:** MX-5 Cup Test Session 3

2.14 mile(s)



**Global Mazda MX-5 Cup**  
**October 9, 2020**

**Section Data for Car 08 - Carter, Michael**

Lap	T/SF to I1	I1 to I2	I2 to I3	I3 to SF	Lap	
1	T	25.7231	22.3403	31.2390	16.4649	95.7673
	S	85.031	78.985	70.061	94.995	80.445
2	T	24.6519	21.6079	30.4106	16.0285	92.6989
	S	88.726	81.662	71.970	97.582	83.108
3	T		23.8619	31.3119		280.6800
	S		73.948	69.898		27.448
4	T	26.5805	24.1515	34.1161	16.2166	101.0647
	S	82.289	73.062	64.153	96.450	76.228
5	T		22.5197	31.2662		413.7240
	S		78.356	70.000		18.621
6	T	25.1411	21.7063	30.4699	16.2294	93.5467
	S	87.000	81.292	71.829	96.374	82.355
7	T	25.0973	21.8071	30.5842	16.1270	93.6156
	S	87.152	80.916	71.561	96.986	82.294
8	T	24.9524	21.6798	30.6884	15.9843	93.3049
	S	87.658	81.391	71.318	97.852	82.568
9	T	24.8914	21.6187	30.7081	16.1040	93.3222
	S	87.873	81.621	71.272	97.124	82.553
10	T	24.9236	21.7287	30.9774	16.0861	93.7158
	S	87.759	81.208	70.653	97.232	82.206
11	T	25.8261	21.8151	31.2968	16.1976	95.1356
	S	84.692	80.886	69.932	96.563	80.979
12	T	24.8838	21.6253	30.9743	15.9257	93.4091
	S	87.899	81.596	70.660	98.212	82.476
13	T	24.9986	21.6019	30.8549	15.9222	93.3776
	S	87.496	81.685	70.933	98.233	82.504
14	T	25.1839	21.6185	30.8828	15.9391	93.6243
	S	86.852	81.622	70.869	98.129	82.286
15	T	25.1856	21.7035	30.7851	15.8244	93.4986
	S	86.846	81.302	71.094	98.840	82.397
16	T	25.3944	21.8150	30.8947	15.8137	93.9178
	S	86.132	80.887	70.842	98.907	82.029
17	T	25.6303	21.7264	31.0341	15.9126	94.3034
	S	85.339	81.217	70.524	98.293	81.694

Event: NJMP RTI - MX-5 Open Test  
 Track: New Jersey Motorsports Park  
 Report: Section Data Report  
 Session: MX-5 Cup Test Session 3

2.14 mile(s)



Global Mazda MX-5 Cup  
 October 9, 2020

Section Data for Car 13 - Noaker, Robert

Lap	T/SF to I1	I1 to I2	I2 to I3	I3 to SF	Lap	
1	T	25.2984	22.3059	30.8192	16.4445	94.8680
	S	86.459	79.107	71.015	95.113	81.208
2	T	25.0133	22.1696	30.9340	16.1657	94.2826
	S	87.444	79.593	70.752	96.754	81.712
3	T	24.8253	21.6749	30.5461	16.1242	93.1705
	S	88.107	81.410	71.650	97.003	82.687
4	T	24.8265	22.2565	30.6618	16.1092	93.8540
	S	88.102	79.282	71.380	97.093	82.085
5	T	24.9272	21.7841	32.0302	16.1867	94.9282
	S	87.746	81.002	68.330	96.628	81.156
6	T		23.4616	31.5363		473.9439
	S		75.210	69.401		16.255
7	T	25.0936	22.1344	30.7055	16.2665	94.2000
	S	87.165	79.720	71.278	96.154	81.783
8	T	24.8405	22.3029	30.9212	16.1718	94.2364
	S	88.053	79.117	70.781	96.717	81.752
9	T	25.0540	22.0356	30.9680	16.0703	94.1279
	S	87.302	80.077	70.674	97.328	81.846
10	T	24.6747	21.5664	30.4383	16.1063	92.7857
	S	88.644	81.819	71.904	97.111	83.030
11	T	24.8237	21.5439	30.7516	16.2081	93.3273
	S	88.112	81.905	71.171	96.501	82.548
12	T		27.3471	38.6333		165.5928
	S		64.524	56.652		46.524
13	T	25.1822	21.9404	31.0286	16.0288	94.1800
	S	86.858	80.424	70.536	97.580	81.801
14	T	25.0798	22.8202	31.1445	16.2192	95.2637
	S	87.213	77.324	70.274	96.435	80.870
15	T	25.0752	21.9110	30.6846	15.9143	93.5851
	S	87.229	80.532	71.327	98.282	82.321
16	T	24.8937	21.7014	30.7378	16.1074	93.4403
	S	87.865	81.310	71.203	97.104	82.448
17	T	24.9777	21.6938	30.7191	16.0892	93.4798
	S	87.569	81.339	71.247	97.214	82.414
18	T	24.9660	21.6396	30.7504	16.1474	93.5034
	S	87.610	81.542	71.174	96.863	82.393
19	T	25.1074	21.9377	31.8389	16.1551	95.0391
	S	87.117	80.434	68.741	96.817	81.061

**Event:** NJMP RTI - MX-5 Open Test  
**Track:** New Jersey Motorsports Park  
**Report:** Section Data Report  
**Session:** MX-5 Cup Test Session 3

2.14 mile(s)



**Global Mazda MX-5 Cup**  
**October 9, 2020**

**Section Data for Car 3 - Stout, Robert**

Lap	T/SF to I1	I1 to I2	I2 to I3	I3 to SF	Lap	
1	T	24.8015	22.2522	30.8717	16.2098	94.1352
	S	88.191	79.298	70.895	96.490	81.840
2	T	24.9032	21.4181	30.5065	16.2203	93.0481
	S	87.831	82.386	71.743	96.428	82.796
3	T	24.9253	21.4791	30.4333	16.1269	92.9646
	S	87.753	82.152	71.916	96.986	82.870
4	T	24.7494	23.0490	30.5252	16.2900	94.6136
	S	88.377	76.556	71.699	96.015	81.426
5	T	24.7536	21.4125	30.7789	16.0575	93.0025
	S	88.362	82.407	71.108	97.406	82.836
6	T		22.5194	30.8580		468.9671
	S		78.357	70.926		16.428
7	T	24.9175	21.5107	30.3145	15.9199	92.6626
	S	87.781	82.031	72.198	98.248	83.140
8	T	25.0835	21.8464	30.8180	16.1098	93.8577
	S	87.200	80.771	71.018	97.089	82.082
9	T	25.6171	21.8541	30.7905	15.8904	94.1521
	S	85.383	80.742	71.082	98.430	81.825
10	T	25.8753	21.8807	31.0873	16.1543	94.9976
	S	84.531	80.644	70.403	96.822	81.097
11	T	25.1589	21.4645	30.6328	16.0968	93.3530
	S	86.938	82.208	71.447	97.168	82.525
12	T	25.1595	21.6360	30.7286	16.2538	93.7779
	S	86.936	81.556	71.225	96.229	82.152
13	T	25.2871	21.5432	30.7894	16.2063	93.8260
	S	86.498	81.907	71.084	96.511	82.109
14	T	25.7595	22.2394	31.3086	16.1829	95.4904
	S	84.911	79.343	69.905	96.651	80.678

Event: NJMP RTI - MX-5 Open Test  
 Track: New Jersey Motorsports Park  
 Report: Section Data Report  
 Session: MX-5 Cup Test Session 3

2.14 mile(s)



Global Mazda MX-5 Cup  
 October 9, 2020

Section Data for Car 33 - Bachoura, Alex

Lap	T/SF to I1	I1 to I2	I2 to I3	I3 to SF	Lap	
1	T	25.8012	22.1237	30.9888	16.3247	95.2384
	S	84.774	79.758	70.627	95.811	80.892
2	T	25.2365	22.0170	30.8469	16.1048	94.2052
	S	86.671	80.145	70.952	97.120	81.779
3	T	24.9101	21.8729	30.6358	16.0153	93.4341
	S	87.807	80.673	71.440	97.662	82.454
4	T	25.0784	21.9424	30.7879	16.0495	93.8582
	S	87.217	80.417	71.088	97.454	82.081
5	T	25.8478	22.2268	31.4554	16.1625	95.6925
	S	84.621	79.388	69.579	96.773	80.508
6	T		22.9127	31.1089		447.6788
	S		77.012	70.354		17.209
7	T		35.5849	48.8142		170.2599
	S		49.587	44.836		45.248
8	T	26.0326	22.1247	31.6244	17.0275	96.8092
	S	84.021	79.755	69.207	91.857	79.579
9	T	25.8311	22.1157	39.5925	16.1703	103.7096
	S	84.676	79.787	55.279	96.726	74.284
10	T	26.2306	21.9572	30.9310	19.4487	98.5675
	S	83.386	80.363	70.759	80.421	78.160
11	T	25.3112	21.8872	30.9621	16.0331	94.1936
	S	86.415	80.620	70.688	97.554	81.789
12	T	25.8297	22.1733	31.6938	16.1583	95.8551
	S	84.681	79.580	69.056	96.798	80.371
13	T	25.2928	21.9238	31.2295	16.0345	94.4806
	S	86.478	80.485	70.082	97.545	81.541
14	T	25.5900	22.1291	31.2717	15.8769	94.8677
	S	85.474	79.739	69.988	98.514	81.208
15	T	25.2889	21.9351	30.9527	15.9474	94.1241
	S	86.491	80.444	70.709	98.078	81.849
16	T	25.3799	21.9755	31.2162	15.9584	94.5300
	S	86.181	80.296	70.112	98.011	81.498
17	T	25.5723	22.2601	31.2937	16.1458	95.2719
	S	85.533	79.269	69.939	96.873	80.863
18	T	25.2238	22.1374	31.2613	16.1634	94.7859
	S	86.715	79.709	70.011	96.767	81.278
19	T	25.7269	22.2399	31.5134	16.0524	95.5326
	S	85.019	79.341	69.451	97.437	80.643

**Event:** NJMP RTI - MX-5 Open Test  
**Track:** New Jersey Motorsports Park  
**Report:** Section Data Report  
**Session:** MX-5 Cup Test Session 3

2.14 mile(s)



**Global Mazda MX-5 Cup**  
**October 9, 2020**

**Section Data for Car 38 - Williams, Dan (R)**

Lap	T/SF to I1	I1 to I2	I2 to I3	I3 to SF	Lap	
1	T	26.1315	22.4568	31.5225	17.1148	97.2256
	S	83.703	78.575	69.431	91.388	79.238
2	T	25.6768	22.2104	30.8040	16.2818	94.9730
	S	85.185	79.447	71.050	96.064	81.118
3	T	25.0372	21.8239	31.0926	16.2029	94.1566
	S	87.361	80.854	70.391	96.532	81.821
4	T	25.1476	22.2604	30.9786	16.4027	94.7893
	S	86.977	79.268	70.650	95.356	81.275
5	T	24.9862	21.7162	37.2809	16.3094	100.2927
	S	87.539	81.255	58.707	95.901	76.815
6	T		23.2550	31.7106		462.2378
	S		75.878	69.019		16.667
7	T	25.2146	22.1993	31.0620	16.1849	94.6608
	S	86.746	79.487	70.460	96.639	81.385
8	T	25.4029	21.9309	30.9065	16.0534	94.2937
	S	86.103	80.459	70.815	97.431	81.702
9	T	25.1492	21.9401	30.8341	16.1492	94.0726
	S	86.972	80.426	70.981	96.853	81.894
10	T	25.4668	21.8108	31.1525	16.1022	94.5323
	S	85.887	80.902	70.256	97.135	81.496
11	T	25.1054	21.9549	31.1531	16.1872	94.4006
	S	87.124	80.371	70.254	96.625	81.610
12	T		21.9976	31.2853		174.3684
	S		80.215	69.957		44.182
13	T	25.0711	21.8517	30.9112	16.3366	94.1706
	S	87.243	80.751	70.804	95.742	81.809
14	T	25.1704	21.9503	31.1078	16.3885	94.6170
	S	86.899	80.388	70.357	95.438	81.423
15	T	25.2261	22.3348	31.3033	16.1968	95.0610
	S	86.707	79.004	69.917	96.568	81.043
16	T	25.3037	21.9411	31.3147	16.1237	94.6832
	S	86.441	80.422	69.892	97.006	81.366
17	T	25.1168	22.1083	31.3297	16.1680	94.7228
	S	87.084	79.814	69.858	96.740	81.332
18	T	25.0208	22.0232	31.0291	15.9488	94.0219
	S	87.418	80.122	70.535	98.070	81.938

**Event:** NJMP RTI - MX-5 Open Test  
**Track:** New Jersey Motorsports Park  
**Report:** Section Data Report  
**Session:** MX-5 Cup Test Session 3

2.14 mile(s)



**Global Mazda MX-5 Cup**  
**October 9, 2020**

**Section Data for Car 5 - Wagner, Gresham**

Lap	T/SF to I1	I1 to I2	I2 to I3	I3 to SF	Lap	
1	T	29.0326	28.0501	44.5494	16.2189	117.8510
	S	75.339	62.907	49.128	96.436	65.371
2	T	24.9420	21.8679	30.6555	16.2117	93.6771
	S	87.694	80.691	71.395	96.479	82.240
3	T	30.9955	29.1818	36.1560	16.1305	112.4638
	S	70.567	60.467	60.533	96.965	68.502
4	T	26.6616	26.2501	36.7772	16.3126	106.0015
	S	82.038	67.221	59.511	95.882	72.678
5	T	28.8723	26.8550	38.9953	16.0354	110.7580
	S	75.757	65.706	56.128	97.540	69.557
6	T		22.1797	31.1274		406.3131
	S		79.557	70.312		18.961
7	T	25.6998	21.7899	30.7828	16.1584	94.4309
	S	85.109	80.980	71.099	96.797	81.583
8	T	28.0958	27.8974	40.2656	16.1570	112.4158
	S	77.851	63.251	54.355	96.806	68.531
9	T	24.9116	21.7506	30.4732	16.2504	93.3858
	S	87.801	81.126	71.822	96.249	82.496
10	T	26.8411	23.8602	31.4452	16.1948	98.3413
	S	81.490	73.954	69.602	96.580	78.339
11	T		22.7479	32.0608		249.8538
	S		77.570	68.265		30.834
12	T	26.4795	25.1929	31.0804	16.8579	99.6107
	S	82.602	70.041	70.419	92.781	77.341
13	T	24.7851	21.7332	30.1059	15.9653	92.5895
	S	88.250	81.191	72.698	97.968	83.206
14	T	24.7911	25.7365	32.6162	15.8203	98.9641
	S	88.228	68.562	67.103	98.866	77.846
15	T	29.5551	23.1743	30.6708	15.9436	99.3438
	S	74.007	76.142	71.359	98.101	77.549
16	T	24.2549	21.5335	30.1699	15.9722	91.9305
	S	90.179	81.944	72.544	97.926	83.802
17	T	24.5371	21.2335	30.2323	16.0587	92.0616
	S	89.141	83.102	72.394	97.398	83.683
18	T	24.7136	23.5012	35.7144	16.0054	99.9346
	S	88.505	75.083	61.282	97.723	77.090

**Event:** NJMP RTI - MX-5 Open Test  
**Track:** New Jersey Motorsports Park  
**Report:** Section Data Report  
**Session:** MX-5 Cup Test Session 3

2.14 mile(s)



**Global Mazda MX-5 Cup**  
**October 9, 2020**

**Section Data for Car 63 - Hixon, Bryan**

Lap	T/SF to I1	I1 to I2	I2 to I3	I3 to SF	Lap	
1	T	25.8988	22.1818	31.6547	16.0776	95.8129
	S	84.455	79.549	69.141	97.284	80.407
2	T	25.2400	21.9750	30.8574	16.0079	94.0803
	S	86.659	80.298	70.927	97.707	81.887
3	T	25.1620	21.7788	30.8774	16.0068	93.8250
	S	86.928	81.021	70.881	97.714	82.110
4	T	25.9281	21.8011	30.9368	16.0761	94.7421
	S	84.359	80.938	70.745	97.293	81.315
5	T	25.3297	21.7566	30.9697	16.0962	94.1522
	S	86.352	81.104	70.670	97.171	81.825
6	T	26.8507	24.4478	33.9619	15.9420	101.2024
	S	81.461	72.176	64.444	98.111	76.125
7	T		22.7207	31.3450		397.1609
	S		77.662	69.824		19.398
8	T	25.4508	22.1674	31.2072	16.2914	95.1168
	S	85.941	79.601	70.132	96.007	80.995
9	T	25.4667	22.0472	31.0635	16.2570	94.8344
	S	85.888	80.035	70.457	96.210	81.236
10	T	25.7063	24.2639	31.8432	16.2801	98.0935
	S	85.087	72.723	68.732	96.074	78.537
11	T	25.2747	21.9560	30.9735	16.5828	94.7870
	S	86.540	80.367	70.662	94.320	81.277
12	T	25.4241	21.9298	46.5560	16.0588	109.9687
	S	86.031	80.463	47.011	97.398	70.056
13	T		22.5611	32.1693		171.6964
	S		78.212	68.035		44.870
14	T	25.4769	22.2711	31.7559	16.2059	95.7098
	S	85.853	79.230	68.921	96.514	80.493
15	T	25.3546	21.8642	30.8603	15.9562	94.0353
	S	86.267	80.705	70.921	98.024	81.927
16	T	25.2985	22.4656	31.0522	16.1155	94.9318
	S	86.459	78.544	70.482	97.055	81.153
17	T	25.3170	21.9143	31.2582	16.0048	94.4943
	S	86.395	80.520	70.018	97.726	81.529
18	T	25.2773	21.9879	30.8415	16.1855	94.2922
	S	86.531	80.251	70.964	96.635	81.703
19	T	25.0470	21.9979	31.1185	16.1671	94.3305
	S	87.327	80.214	70.332	96.745	81.670

**Event:** NJMP RTI - MX-5 Open Test  
**Track:** New Jersey Motorsports Park  
**Report:** Section Data Report  
**Session:** MX-5 Cup Test Session 3

2.14 mile(s)

Global Mazda MX-5 Cup  
October 9, 2020



**Section Data for Car 63 - Hixon, Bryan**

Lap	T/SF to I1	I1 to I2	I2 to I3	I3 to SF	Lap	
20	T	25.2408	21.8451	31.0721	16.1473	94.3053
	S	86.656	80.775	70.437	96.864	81.692



Event: NJMP RTI - MX-5 Open Test  
Track: New Jersey Motorsports Park  
Report: Section Data Report  
Session: MX-5 Cup Test Session 3

2.14 mile(s)



Global Mazda MX-5 Cup  
October 9, 2020

Section Data for Car 67 - Conway, Kevin (R)

Lap	T/SF to I1	I1 to I2	I2 to I3	I3 to SF	Lap	
1	T	25.9014	22.2645	31.1484	16.2686	95.5829
	S	84.446	79.254	70.265	96.142	80.600
2	T	25.2026	21.9236	30.7538	16.1187	93.9987
	S	86.788	80.486	71.166	97.036	81.959
3	T	25.1181	21.7637	30.6123	16.1179	93.6120
	S	87.080	81.077	71.495	97.041	82.297
4	T	25.0643	21.5968	30.9159	16.1273	93.7043
	S	87.266	81.704	70.793	96.984	82.216
5	T	25.3599	22.2688	31.4235	16.0587	95.1109
	S	86.249	79.238	69.650	97.398	81.000
6	T	25.6011	25.1715	33.0285	16.0714	99.8725
	S	85.437	70.101	66.265	97.321	77.138
7	T		22.2550	31.6471		521.0200
	S		79.288	69.158		14.786
8	T	25.6131	22.3078	31.2683	15.9855	95.1747
	S	85.397	79.100	69.995	97.844	80.946
9	T	25.4261	21.9291	30.9250	16.0608	94.3410
	S	86.025	80.466	70.772	97.386	81.661
10	T	25.7507	22.0380	31.1642	16.0688	95.0217
	S	84.940	80.068	70.229	97.337	81.076
11	T	25.2163	22.1664	31.3836	16.1867	94.9530
	S	86.740	79.605	69.738	96.628	81.135
12	T	25.7361	21.8742	31.1983	16.0427	94.8513
	S	84.989	80.668	70.152	97.495	81.222
13	T	25.4392	22.1835	31.6219	15.9791	95.2237
	S	85.980	79.543	69.213	97.884	80.904
14	T	25.5647	21.8787	30.9997	16.0807	94.5238
	S	85.558	80.651	70.602	97.265	81.503
15	T	25.4352	21.9525	31.9628	16.0716	95.4221
	S	85.994	80.380	68.474	97.320	80.736
16	T		22.3758	31.0908		302.4887
	S		78.860	70.395		25.469
17	T	25.4507	21.8580	31.1056	16.1436	94.5579
	S	85.942	80.728	70.361	96.886	81.474
18	T	25.7256	21.9467	30.9727	16.0848	94.7298
	S	85.023	80.401	70.663	97.240	81.326
19	T	26.7191	24.2574	33.8949	16.1879	
	S	81.862	72.743	64.571	96.621	

Event: NJMP RTI - MX-5 Open Test  
 Track: New Jersey Motorsports Park  
 Report: Section Data Report  
 Session: MX-5 Cup Test Session 3

2.14 mile(s)



Global Mazda MX-5 Cup  
 October 9, 2020

Section Data for Car 68 - Geesbreght, John (R)

Lap	T/SF to I1	I1 to I2	I2 to I3	I3 to SF	Lap	
1	T	25.8074	22.0165	31.2835	16.1690	95.2764
	S	84.754	80.147	69.961	96.734	80.859
2	T	25.1542	22.0167	30.7238	16.1525	94.0472
	S	86.955	80.146	71.236	96.833	81.916
3	T	24.9989	21.7298	30.8143	16.0595	93.6025
	S	87.495	81.204	71.027	97.393	82.305
4	T	24.9738	21.7828	30.8133	16.1540	93.7239
	S	87.583	81.006	71.029	96.824	82.199
5	T	25.0554	22.2774	31.6632	16.1246	95.1206
	S	87.297	79.208	69.122	97.000	80.992
6	T	25.7881	24.9500	33.1365	16.3287	100.2033
	S	84.817	70.723	66.049	95.788	76.884
7	T		22.0076	30.9001		597.9318
	S		80.179	70.829		12.884
8	T	24.9298	21.9921	31.2177	16.2304	94.3700
	S	87.737	80.235	70.109	96.368	81.636
9	T	25.4410	22.1540	31.2059	16.3193	95.1202
	S	85.974	79.649	70.135	95.843	80.992
10	T	24.8040	21.9659	33.3849	16.1868	96.3416
	S	88.182	80.331	65.558	96.628	79.965
11	T	25.0332	21.9708	31.3197	16.3574	94.6811
	S	87.375	80.313	69.881	95.620	81.368
12	T	25.2385	21.8331	31.1374	16.3012	94.5102
	S	86.664	80.820	70.290	95.949	81.515
13	T	25.0680	22.0634	32.0049	16.1175	95.2538
	S	87.254	79.976	68.384	97.043	80.879
14	T	26.0621	21.5637	30.8651	17.0062	95.4971
	S	83.925	81.829	70.910	91.972	80.673
15	T	25.2746	23.0960	31.2944	16.0665	95.7315
	S	86.540	76.400	69.937	97.351	80.475
16	T	25.2334	21.8508	31.2135	16.3058	94.6035
	S	86.682	80.754	70.118	95.922	81.435
17	T	26.2755	21.8308	31.1654	16.9665	96.2382
	S	83.244	80.828	70.226	92.187	80.051
18	T	25.0985	21.7721	31.0668	16.2097	94.1471
	S	87.148	81.046	70.449	96.491	81.829

**Event:** NJMP RTI - MX-5 Open Test  
**Track:** New Jersey Motorsports Park  
**Report:** Section Data Report  
**Session:** MX-5 Cup Test Session 3

2.14 mile(s)

**Global Mazda MX-5 Cup**  
**October 9, 2020**



**Section Data for Car 76 - Dirks, Matthew (R)**

Lap	T/SF to I1	I1 to I2	I2 to I3	I3 to SF	Lap	
1	T	25.5051	21.8117	30.5130	16.1554	93.9852
	S	85.758	80.899	71.728	96.815	81.970
2	T	24.6856	21.6600	30.8617	15.9911	93.1984
	S	88.605	81.466	70.918	97.810	82.662
3	T	24.7423	21.4660	30.5933	15.8114	92.6130
	S	88.402	82.202	71.540	98.922	83.185
4	T	24.7865	21.5456	30.4835	15.9643	92.7799
	S	88.245	81.898	71.797	97.974	83.035
5	T	24.9947			16.0704	
	S	87.509			97.327	

Event: NJMP RTI - MX-5 Open Test  
 Track: New Jersey Motorsports Park  
 Report: Section Data Report  
 Session: MX-5 Cup Test Session 3

2.14 mile(s)



Global Mazda MX-5 Cup  
 October 9, 2020

Section Data for Car 77 - Oxner, Luke

Lap	T/SF to I1	I1 to I2	I2 to I3	I3 to SF	Lap	
1	T	24.8615	21.7903	30.6071	16.0612	93.3201
	S	87.978	80.978	71.507	97.383	82.555
2	T	24.8148	21.4522	30.3449	15.8091	92.4210
	S	88.144	82.255	72.125	98.936	83.358
3	T	24.6145	21.4609	30.4300	16.0147	92.5201
	S	88.861	82.221	71.924	97.666	83.268
4	T	24.9500	21.4165	30.3425	16.1058	92.8148
	S	87.666	82.392	72.131	97.114	83.004
5	T	24.9242	21.5522	30.8741	16.3863	93.7368
	S	87.757	81.873	70.889	95.451	82.188
6	T		22.4794	30.7398		469.3221
	S		78.496	71.199		16.415
7	T	24.8249	22.4369	30.8194	16.1969	94.2781
	S	88.108	78.645	71.015	96.567	81.716
8	T	24.7381	21.5953	30.6133	16.0377	92.9844
	S	88.417	81.710	71.493	97.526	82.853
9	T	25.5748	22.1648	31.0720	15.9172	94.7288
	S	85.525	79.610	70.438	98.264	81.327
10	T	25.7447	22.4630	30.7843	16.1059	95.0979
	S	84.960	78.553	71.096	97.113	81.011
11	T	25.0087	22.0245	30.8368	16.0277	93.8977
	S	87.460	80.117	70.975	97.587	82.047
12	T	25.2069	21.6465	30.8817	16.1249	93.8600
	S	86.773	81.516	70.872	96.998	82.080
13	T	25.8136	21.9148	31.1730	16.0604	94.9618
	S	84.733	80.518	70.209	97.388	81.127
14	T		21.7101	35.1588		245.3558
	S		81.278	62.250		31.399
15	T	25.0719	21.7491	30.8202	16.2467	93.8879
	S	87.240	81.132	71.013	96.271	82.055
16	T	25.1932	21.8398	30.8999	16.2515	94.1844
	S	86.820	80.795	70.830	96.243	81.797
17	T	25.0919	21.7371	30.7718	16.1789	93.7797
	S	87.170	81.177	71.125	96.675	82.150
18	T	25.1814	22.0923	30.7321	16.1773	94.1831
	S	86.861	79.872	71.217	96.684	81.798
19	T	25.1886	21.9001	30.7927	16.2208	94.1022
	S	86.836	80.572	71.076	96.425	81.868

Event: NJMP RTI - MX-5 Open Test  
 Track: New Jersey Motorsports Park  
 Report: Section Data Report  
 Session: MX-5 Cup Test Session 3

2.14 mile(s)



Global Mazda MX-5 Cup  
 October 9, 2020

Section Data for Car 87 - Rollan, Selin

Lap	T/SF to I1	I1 to I2	I2 to I3	I3 to SF	Lap	
1	T	25.6445	22.1097	31.2335	16.0386	95.0263
	S	85.292	79.809	70.073	97.520	81.072
2	T	24.9210	21.8523	30.8898	16.0744	93.7375
	S	87.768	80.749	70.853	97.303	82.187
3	T	24.8603	21.7856	30.7994	16.1113	93.5566
	S	87.983	80.996	71.061	97.080	82.346
4	T	31.6912	21.8569	30.8717	16.1430	100.5628
	S	69.018	80.732	70.895	96.890	76.609
5	T	25.1057	21.6289	30.7944	16.0764	93.6054
	S	87.123	81.583	71.073	97.291	82.303
6	T	25.8757	26.3572	32.6070	16.0590	100.8989
	S	84.530	66.947	67.122	97.397	76.354
7	T		27.0866	34.7379		479.1719
	S		65.145	63.004		16.078
8	T	24.9566	21.7405	30.2696	16.2911	93.2578
	S	87.643	81.164	72.305	96.009	82.610
9	T	24.5310	21.4630	30.1104	16.0558	92.1602
	S	89.164	82.213	72.687	97.416	83.594
10	T	24.5714	21.7245	30.2659	16.1834	92.7452
	S	89.017	81.224	72.314	96.648	83.066
11	T	24.6658	21.4468	30.3874	16.2211	92.7211
	S	88.676	82.275	72.024	96.423	83.088
12	T	24.8454	21.5790	30.7319	16.1820	93.3383
	S	88.035	81.771	71.217	96.656	82.538
13	T	24.8626	21.6762	30.7967	16.1697	93.5052
	S	87.974	81.405	71.067	96.730	82.391
14	T	25.7360	21.8554	32.2601	16.2003	96.0518
	S	84.989	80.737	67.843	96.547	80.207
15	T		21.7374	30.8065		219.9957
	S		81.176	71.045		35.019
16	T	24.7968	21.5575	30.4764	16.1087	92.9394
	S	88.208	81.853	71.814	97.096	82.893
17	T	24.7849	21.6391	30.6166	16.0649	93.1055
	S	88.250	81.544	71.485	97.361	82.745
18	T	24.7920	21.5901	30.5921	16.1242	93.0984
	S	88.225	81.729	71.543	97.003	82.751
19	T	24.7855	21.4534	30.7064	16.1366	93.0819
	S	88.248	82.250	71.276	96.928	82.766

Event: NJMP RTI - MX-5 Open Test  
 Track: New Jersey Motorsports Park  
 Report: Section Data Report  
 Session: MX-5 Cup Test Session 3

2.14 mile(s)



Global Mazda MX-5 Cup  
 October 9, 2020

Section Data for Car 9 - Piscitell, Justin

Lap	T/SF to I1	I1 to I2	I2 to I3	I3 to SF	Lap	
1	T	25.5842	22.6820	31.3811	16.2549	95.9022
	S	85.493	77.795	69.744	96.223	80.332
2	T	24.9264	21.8155	30.7715	16.0675	93.5809
	S	87.749	80.885	71.125	97.345	82.324
3	T	25.1000	21.7526	30.8049	16.0910	93.7485
	S	87.142	81.119	71.048	97.203	82.177
4	T	25.2233	21.9443	30.6816	16.0545	93.9037
	S	86.716	80.410	71.334	97.424	82.041
5	T	24.9315	21.7071	30.7306	16.1212	93.4904
	S	87.731	81.289	71.220	97.021	82.404
6	T	26.3369	25.2367	34.0886	15.9671	101.6293
	S	83.050	69.920	64.204	97.957	75.805
7	T		25.3395	31.0849		412.2966
	S		69.636	70.408		18.686
8	T	24.9016	21.8869	30.7781	16.0076	93.5742
	S	87.837	80.621	71.110	97.709	82.330
9	T	24.6416	21.6992	30.5404	15.9677	92.8489
	S	88.763	81.318	71.664	97.953	82.974
10	T	24.8341	21.7908	31.3874	15.9044	93.9167
	S	88.075	80.977	69.730	98.343	82.030
11	T	25.0641	21.7662	30.8659	16.0203	93.7165
	S	87.267	81.068	70.908	97.632	82.205
12	T	24.8605	21.7830	30.9143	16.0677	93.6255
	S	87.982	81.006	70.797	97.344	82.285
13	T	24.9123	21.8603	31.0300	16.1491	93.9517
	S	87.799	80.719	70.533	96.853	82.000
14	T	25.0681	21.8681	30.9092	15.8233	93.6687
	S	87.253	80.690	70.809	98.847	82.247
15	T	25.0683	21.7954	30.7895	15.9548	93.6080
	S	87.253	80.960	71.084	98.033	82.301
16	T	25.4444	22.4637	31.7831	15.9714	95.6626
	S	85.963	78.551	68.862	97.931	80.533
17	T	25.0236	22.4406	34.3925	16.0555	97.9122
	S	87.408	78.632	63.637	97.418	78.683
18	T	25.2868	21.9558	31.0085	15.9181	94.1692
	S	86.499	80.368	70.582	98.259	81.810
19	T	25.2540	21.8176	30.6832	16.1061	93.8609
	S	86.611	80.877	71.330	97.112	82.079

**Event:** NJMP RTI - MX-5 Open Test  
**Track:** New Jersey Motorsports Park  
**Report:** Section Data Report  
**Session:** MX-5 Cup Test Session 3

2.14 mile(s)

Global Mazda MX-5 Cup  
October 9, 2020



**Section Data for Car 9 - Piscitell, Justin**

Lap	T/SF to I1	I1 to I2	I2 to I3	I3 to SF	Lap	
20	T	24.9787	21.7564	30.8713	16.1043	93.7107
	S	87.566	81.105	70.896	97.123	82.210
21	T	25.2529	22.0371	31.5040	16.1509	94.9449
	S	86.615	80.072	69.472	96.842	81.142

Event: NJMP RTI - MX-5 Open Test  
Track: New Jersey Motorsports Park  
Report: Section Data Report  
Session: MX-5 Cup Test Session 3

2.14 mile(s)



Global Mazda MX-5 Cup  
October 9, 2020

Section Data for Car 96 - Thomas, Jared (R)

Lap	T/SF to I1	I1 to I2	I2 to I3	I3 to SF	Lap	
1	T	25.5759	22.3019	31.6077	16.1873	95.6728
	S	85.521	79.121	69.244	96.625	80.524
2	T	25.0852	21.7096	30.9792	15.8624	93.6364
	S	87.194	81.280	70.649	98.604	82.276
3	T	25.0350	21.7844	30.8942	15.9960	93.7096
	S	87.369	81.000	70.843	97.780	82.211
4	T	25.2953	21.7695	30.9673	15.9412	93.9733
	S	86.470	81.056	70.676	98.116	81.981
5	T	25.1547	21.9268	30.7749	16.1179	93.9743
	S	86.953	80.474	71.118	97.041	81.980
6	T	24.8919	25.4513	34.4459	16.1798	100.9689
	S	87.871	69.330	63.538	96.669	76.301
7	T		22.4122	31.4163		416.4863
	S		78.731	69.666		18.498
8	T	25.2072	21.7398	30.8733	16.0297	93.8500
	S	86.772	81.167	70.891	97.575	82.088
9	T	24.9022	21.6224	30.5674	16.1027	93.1947
	S	87.835	81.607	71.600	97.132	82.666
10	T	25.0630	21.6948	30.6351	15.8695	93.2624
	S	87.271	81.335	71.442	98.560	82.606
11	T	25.0399	21.6572	30.5766	16.0379	93.3116
	S	87.351	81.476	71.579	97.525	82.562
12	T	25.1073	21.6818	30.9257	16.0158	93.7306
	S	87.117	81.384	70.771	97.659	82.193
13	T	25.3819	21.9123	30.8018	16.1840	94.2800
	S	86.175	80.528	71.055	96.644	81.714
14	T	24.9359	21.6257	30.8336	16.1783	93.5735
	S	87.716	81.595	70.982	96.678	82.331
15	T	24.9740	21.7507	30.7554	16.1195	93.5996
	S	87.582	81.126	71.163	97.031	82.308
16	T	25.0989	21.6727	30.7993	16.0600	93.6309
	S	87.146	81.418	71.061	97.390	82.281
17	T	24.8670	21.7791	30.7199	16.0378	93.4038
	S	87.959	81.020	71.245	97.525	82.481
18	T	25.1263	21.6830	30.8969	16.0927	93.7989
	S	87.051	81.379	70.837	97.193	82.133
19	T	25.6048	21.7222	30.7835	16.1435	94.2540
	S	85.424	81.232	71.098	96.887	81.737



**Event:** NJMP RTI - MX-5 Open Test  
**Track:** New Jersey Motorsports Park  
**Report:** Section Data Report  
**Session:** MX-5 Cup Test Session 3

2.14 mile(s)

Global Mazda MX-5 Cup  
October 9, 2020



**Section Data for Car 96 - Thomas, Jared (R)**

Lap	T/SF to I1	I1 to I2	I2 to I3	I3 to SF	Lap	
20	T	25.0898	21.8888	31.1698	16.0038	94.1522
	S	87.178	80.614	70.217	97.732	81.825

**Event:** NJMP RTI - MX-5 Open Test  
**Track:** New Jersey Motorsports Park  
**Report:** Section Data Report  
**Session:** MX-5 Cup Test Session 3

2.14 mile(s)



**Global Mazda MX-5 Cup**  
**October 9, 2020**

**Section Data for Car 98 - Robillard, Jackson**

Lap	T/SF to I1	I1 to I2	I2 to I3	I3 to SF	Lap	
1	T	26.3221	22.1770	31.6365	17.2840	97.4196
	S	83.096	79.566	69.181	90.494	79.081
2	T	25.1159	22.0080	30.4364	16.1006	93.6609
	S	87.087	80.177	71.909	97.145	82.254
3	T	24.8206	21.8820	30.9225	16.0057	93.6308
	S	88.123	80.639	70.778	97.721	82.281
4	T	25.0469	22.0149	30.6068	16.0020	93.6706
	S	87.327	80.152	71.508	97.743	82.246
5	T	25.4045	22.0271	30.6963	15.9149	94.0428
	S	86.098	80.108	71.300	98.278	81.920
6	T	25.2232	25.6210	34.8595	16.3782	102.0819
	S	86.717	68.871	62.785	95.498	75.469
7	T		23.5488	30.9337		403.4187
	S		74.931	70.752		19.097
8	T	25.1181	22.1273	30.6042	16.1937	94.0433
	S	87.080	79.745	71.514	96.586	81.920
9	T	24.9694	21.9485	30.6979	16.0643	93.6801
	S	87.598	80.395	71.296	97.364	82.237
10	T	24.9986	22.5512	31.7941	16.1794	95.5233
	S	87.496	78.246	68.838	96.672	80.650
11	T		22.7604	33.2927		300.7953
	S		77.527	65.739		25.612
12	T	25.5717	22.3171	32.7061	17.2545	97.8494
	S	85.535	79.067	66.918	90.648	78.733
13	T	25.3404	22.2348	30.7221	16.1554	94.4527
	S	86.316	79.360	71.240	96.815	81.565
14	T	25.2514	22.1021	31.1061	16.0875	94.5471
	S	86.620	79.836	70.360	97.224	81.483
15	T	25.4200	22.0348	30.7984	16.2725	94.5257
	S	86.045	80.080	71.063	96.119	81.502
16	T	25.6105	22.1826	31.0442	16.2481	95.0854
	S	85.405	79.546	70.501	96.263	81.022
17	T	25.1368	22.1731	30.8752	16.2740	94.4591
	S	87.015	79.580	70.887	96.110	81.559
18	T	26.1349	22.3593	31.0628	16.2204	95.7774
	S	83.692	78.918	70.458	96.427	80.437
19	T	25.0426	21.9314	31.2717	16.2443	94.4900
	S	87.342	80.457	69.988	96.286	81.532

**Event:** NJMP RTI - MX-5 Open Test  
**Track:** New Jersey Motorsports Park  
**Report:** Section Data Report  
**Session:** MX-5 Cup Test Session 3

2.14 mile(s)








**Global Mazda MX-5 Cup**  
**October 9, 2020**

Section Data for Car

Report Support Information

Section Legend	
Name	Length
SF to I1	0.607576 miles
I1 to I2	0.490152 miles
I2 to I3	0.607955 miles
I3 to SF	0.434470 miles
Lap	2.140000 miles
SFP to I1	0.607576 miles
I3 to SFP	0.434470 miles

Color Legend	
	Fastest Lap
	Section Under Caution
	Section Under Green
	Section Time Data
	Section Speed Data

