

Event: **Global MX-5 Cup at NJMP Thunderbolt**
Track: **New Jersey Motorsports Park**
Report: **Section Data Report**
Session: **Practice 2**

Round 9 / 10
2.14 mile(s)



Global Mazda MX-5 Cup
October 10, 2020

Section Data for Car 08 - Carter, Michael

Lap	T/SF to I1	I1 to I2	I2 to I3	I3 to SF	Lap	
1	T	24.9990	21.8509	30.7799	16.2027	93.8325
	S	87.494	80.754	71.106	96.533	82.104
2	T	25.0618	21.5834	30.6583	15.9484	93.2519
	S	87.275	81.755	71.388	98.072	82.615
3	T	24.9512	21.8197	31.0549	16.3901	94.2159
	S	87.662	80.869	70.476	95.429	81.770
4	T	24.8198	21.6286	30.6886	16.2886	93.4256
	S	88.126	81.584	71.318	96.024	82.461
5	T	24.9491	21.4492	30.6085	16.2785	93.2853
	S	87.669	82.266	71.504	96.083	82.585
6	T	24.8397	21.5119	30.7941	16.1761	93.3218
	S	88.056	82.026	71.073	96.691	82.553
7	T	24.9573	21.5904	30.6639	16.2172	93.4288
	S	87.641	81.728	71.375	96.446	82.459
8	T	24.7632	21.6608	30.6257	16.2842	93.3339
	S	88.328	81.463	71.464	96.050	82.542
9	T	24.9157	21.5093	30.8294	16.1458	93.4002
	S	87.787	82.036	70.992	96.873	82.484
10	T	25.0187	21.5805	30.8572	16.0394	93.4958
	S	87.426	81.766	70.928	97.516	82.399
11	T	25.3401	21.8765	31.0382	15.9647	94.2195
	S	86.317	80.659	70.514	97.972	81.767
12	T	26.5596	21.9874	30.9231	20.2516	99.7217
	S	82.353	80.253	70.777	77.233	77.255
13	T	25.4085	22.0461	31.0053	15.9931	94.4530
	S	86.084	80.039	70.589	97.798	81.564
14	T	24.8023	21.6964	30.9177	16.0451	93.4615
	S	88.188	81.329	70.789	97.481	82.430
15	T	24.9558	21.6130	30.7862	16.1999	93.5549
	S	87.646	81.643	71.091	96.549	82.347
16	T	25.5074	21.7000	30.8975	16.2006	94.3055
	S	85.751	81.315	70.835	96.545	81.692
17	T	24.9809	21.6731	30.8178	16.1912	93.6630
	S	87.558	81.416	71.019	96.601	82.252
18	T	25.2232	21.7951	31.1641	16.2160	94.3984
	S	86.717	80.961	70.229	96.454	81.612
19	T	25.0783	21.8799	31.1070	16.1413	94.2065
	S	87.218	80.647	70.358	96.900	81.778

Event: Global MX-5 Cup at NJMP Thunderbolt
Track: New Jersey Motorsports Park
Report: Section Data Report
Session: Practice 2

Round 9 / 10
2.14 mile(s)

Global Mazda MX-5 Cup
October 10, 2020



Section Data for Car 08 - Carter, Michael

Lap	T/SF to I1	I1 to I2	I2 to I3	I3 to SF	Lap	
20	T	25.0266	21.7396	31.0188	16.1552	93.9402
	S	87.398	81.167	70.558	96.817	82.010
21	T		22.1034	31.5040		246.5726
	S		79.831	69.472		31.244
22	T	25.0998	21.8170	31.0936	16.3260	94.3364
	S	87.143	80.879	70.389	95.804	81.665
23	T	25.0550	21.6441	30.9311	16.4064	94.0366
	S	87.299	81.525	70.758	95.334	81.926
24	T	26.5325	23.9719	32.5209	16.2351	99.2604
	S	82.437	73.609	67.299	96.340	77.614

Event: Global MX-5 Cup at NJMP Thunderbolt
Track: New Jersey Motorsports Park
Report: Section Data Report
Session: Practice 2

Round 9 / 10
2.14 mile(s)



Global Mazda MX-5 Cup
October 10, 2020

Section Data for Car 13 - Noaker, Robert

Lap	T/SF to I1	I1 to I2	I2 to I3	I3 to SF	Lap	
1	T	27.8938	22.0727	31.0667	16.5639	97.5971
	S	78.414	79.942	70.450	94.428	78.937
2	T	24.8284	21.8334	30.9567	15.9692	93.5877
	S	88.096	80.819	70.700	97.944	82.319
3	T	24.4929	21.5215	30.2151	15.9560	92.1855
	S	89.302	81.990	72.435	98.025	83.571
4	T	24.3004	21.6187	30.8075	15.9839	92.7105
	S	90.010	81.621	71.042	97.854	83.097
5	T	24.9954	23.1556	30.5768	15.9783	94.7061
	S	87.507	76.204	71.578	97.888	81.346
6	T	24.6784	21.7540	31.0942	16.1089	93.6355
	S	88.631	81.114	70.387	97.095	82.276
7	T	24.5225	22.1670	31.2689	16.0348	93.9932
	S	89.195	79.602	69.994	97.544	81.963
8	T		21.8003	30.7846		254.8416
	S		80.941	71.095		30.231
9	T	24.5481	21.9105	30.7897	16.1428	93.3911
	S	89.102	80.534	71.083	96.891	82.492
10	T	25.0277	21.9387	30.9499	16.0452	93.9615
	S	87.394	80.431	70.715	97.480	81.991
11	T	24.5755	21.8805	30.8159	16.1058	93.3777
	S	89.002	80.645	71.023	97.114	82.504
12	T	25.2155	21.7408	30.8687	15.9394	93.7644
	S	86.743	81.163	70.901	98.127	82.163
13	T	24.6284	21.6292	30.5838	16.2222	93.0636
	S	88.811	81.582	71.562	96.417	82.782
14	T	25.4854	21.7797	30.6363	16.1807	94.0821
	S	85.825	81.018	71.439	96.664	81.886
15	T	24.7968	21.7773	30.9146	16.1854	93.6741
	S	88.208	81.027	70.796	96.636	82.243
16	T	24.6744	21.5351	30.9683	16.0430	93.2208
	S	88.645	81.938	70.673	97.494	82.643
17	T	25.0105	21.6024	30.6872	16.3185	93.6186
	S	87.454	81.683	71.321	95.848	82.291
18	T		21.8494	30.9619		169.9107
	S		80.759	70.688		45.341
19	T	24.8337	21.6599	30.6888	16.2002	93.3826
	S	88.077	81.466	71.317	96.548	82.499

Event: Global MX-5 Cup at NJMP Thunderbolt

Round 9 / 10

Track: New Jersey Motorsports Park

2.14 mile(s)

Report: Section Data Report

Global Mazda MX-5 Cup

Session: Practice 2

October 10, 2020



Section Data for Car 13 - Noaker, Robert

Lap	T/SF to I1	I1 to I2	I2 to I3	I3 to SF	Lap	
20	T	24.8229	21.6847	30.7279	16.1885	93.4240
	S	88.115	81.373	71.226	96.617	82.463
21	T	24.8534	21.7271	33.3753	16.2498	96.2056
	S	88.007	81.214	65.577	96.253	80.078

Event: Global MX-5 Cup at NJMP Thunderbolt
Track: New Jersey Motorsports Park
Report: Section Data Report
Session: Practice 2

Round 9 / 10
2.14 mile(s)

Global Mazda MX-5 Cup
October 10, 2020



Section Data for Car 3 - Stout, Robert

Lap	T/SF to I1	I1 to I2	I2 to I3	I3 to SF	Lap	
1	T	25.2401	21.7546	30.8802	16.2931	94.1680
	S	86.659	81.111	70.875	95.997	81.811
2	T	25.3075	21.4289	30.9857	16.2559	93.9780
	S	86.428	82.344	70.634	96.217	81.977
3	T	25.1099	21.4383	30.9023	16.2668	93.7173
	S	87.108	82.308	70.824	96.152	82.205
4	T		21.5924	31.1996		251.4591
	S		81.721	70.150		30.637
5	T	25.1729	21.6669	30.9483	16.2142	94.0023
	S	86.890	81.440	70.719	96.464	81.955
6	T	24.9745	21.8287	31.0137	16.2671	94.0840
	S	87.580	80.836	70.570	96.151	81.884
7	T		26.3755	31.9975		274.7863
	S		66.901	68.400		28.036
8	T	24.8845	21.6234	30.5488	16.3248	93.3815
	S	87.897	81.604	71.644	95.811	82.500
9	T	24.7484	21.3680	30.5141	16.2528	92.8833
	S	88.380	82.579	71.725	96.235	82.943
10	T	24.6746	21.3608	30.6855	16.0621	92.7830
	S	88.645	82.607	71.325	97.378	83.032
11	T		22.7717	31.5018		253.0146
	S		77.489	69.477		30.449
12	T	24.9921	21.9847	30.9927	16.2314	94.2009
	S	87.519	80.262	70.618	96.362	81.783
13	T		21.9463	31.3602		239.7121
	S		80.403	69.790		32.139
14	T	24.9027	21.7703	31.1376	16.3114	94.1220
	S	87.833	81.053	70.289	95.889	81.851
15	T	25.2042	21.5832	30.9088	16.2946	93.9908
	S	86.782	81.756	70.809	95.988	81.965
16	T	25.0007	21.7102	31.5346	16.2674	94.5129
	S	87.488	81.277	69.404	96.149	81.513
17	T	25.1412	21.9593	31.3302	16.4985	94.9292
	S	87.000	80.355	69.857	94.802	81.155
18	T	25.0976	21.7311	31.0261	16.3421	94.1969
	S	87.151	81.199	70.542	95.709	81.786
19	T	25.2235	21.8549	31.1248	16.3007	94.5039
	S	86.716	80.739	70.318	95.952	81.520

Event: Global MX-5 Cup at NJMP Thunderbolt

Round 9 / 10

Track: New Jersey Motorsports Park

2.14 mile(s)

Report: Section Data Report

Global Mazda MX-5 Cup

Session: Practice 2

October 10, 2020



Section Data for Car 3 - Stout, Robert

Lap	T/SF to I1	I1 to I2	I2 to I3	I3 to SF	Lap	
20	T	25.0381	21.9976	30.8693	16.3135	94.2185
	S	87.358	80.215	70.900	95.877	81.767
21	T	25.0654	21.6665	30.9228	16.5804	94.2351
	S	87.263	81.441	70.777	94.334	81.753

Event: **Global MX-5 Cup at NJMP Thunderbolt**
Track: **New Jersey Motorsports Park**
Report: **Section Data Report**
Session: **Practice 2**

Round 9 / 10
2.14 mile(s)

Global Mazda MX-5 Cup
October 10, 2020



Section Data for Car 33 - Bachoura, Alex

Lap	T/SF to I1	I1 to I2	I2 to I3	I3 to SF	Lap	
1	T	26.7336	22.0230	30.7618	16.3539	95.8723
	S	81.817	80.123	71.148	95.640	80.357
2	T	25.1293	21.7683	30.5377	16.2366	93.6719
	S	87.041	81.060	71.670	96.331	82.245
3	T	24.9568	22.0745	30.4051	16.1055	93.5419
	S	87.642	79.936	71.983	97.115	82.359
4	T	24.6590	21.7215	30.4610	16.0005	92.8420
	S	88.701	81.235	71.850	97.753	82.980
5	T	24.8321	21.7170	30.5241	16.0168	93.0900
	S	88.082	81.252	71.702	97.653	82.759
6	T	25.1706	21.7471	30.5274	16.3519	93.7970
	S	86.898	81.139	71.694	95.652	82.135
7	T	24.9101	22.1057	31.0453	16.2634	94.3245
	S	87.807	79.823	70.498	96.172	81.675
8	T	24.9551	21.7749	30.7585	16.3893	93.8778
	S	87.648	81.036	71.155	95.434	82.064
9	T		21.7634	30.8138		161.9809
	S		81.079	71.028		47.561
10	T	24.8315	21.8940	30.6482	16.0780	93.4517
	S	88.085	80.595	71.412	97.281	82.438
11	T	24.8693	22.0709	30.7559	16.0985	93.7946
	S	87.951	79.949	71.162	97.158	82.137
12	T	24.8725	21.7881	30.7832	16.0724	93.5162
	S	87.939	80.987	71.098	97.315	82.381
13	T	25.1045	21.7865	31.0762	16.0349	94.0021
	S	87.127	80.993	70.428	97.543	81.956
14	T	24.9091	22.0089	30.6809	16.1937	93.7926
	S	87.810	80.174	71.335	96.586	82.139
15	T	25.4118	22.0544	31.0440	16.2764	94.7866
	S	86.073	80.009	70.501	96.096	81.277
16	T	24.8854	21.8636	30.8781	16.1117	93.7388
	S	87.894	80.707	70.880	97.078	82.186
17	T	30.9476	23.8985	31.8690	16.2004	102.9155
	S	70.677	73.835	68.676	96.546	74.858
18	T		23.2050	31.2457		200.9895
	S		76.042	70.046		38.330
19	T	25.0601	21.7747	31.1195	16.1998	94.1541
	S	87.281	81.036	70.330	96.550	81.823

Event: Global MX-5 Cup at NJMP Thunderbolt
Track: New Jersey Motorsports Park
Report: Section Data Report
Session: Practice 2

Round 9 / 10
2.14 mile(s)

Global Mazda MX-5 Cup
October 10, 2020



Section Data for Car 33 - Bachoura, Alex

Lap	T/SF to I1	I1 to I2	I2 to I3	I3 to SF	Lap	
20	T	24.9701	21.9742	31.2192	16.0047	94.1682
	S	87.596	80.301	70.105	97.727	81.811
21	T	25.0635	22.1580	31.1857	16.2114	94.6186
	S	87.269	79.635	70.181	96.481	81.422
22	T	25.0555	22.0518	32.9892	16.3699	96.4664
	S	87.297	80.018	66.344	95.547	79.862
23	T	25.3627	21.8726	30.8998	16.2611	94.3962
	S	86.240	80.674	70.830	96.186	81.613
24	T	25.3949	21.8614	31.6508	16.1561	95.0632
	S	86.130	80.715	69.149	96.811	81.041

Event: Global MX-5 Cup at NJMP Thunderbolt
Track: New Jersey Motorsports Park
Report: Section Data Report
Session: Practice 2

Round 9 / 10
2.14 mile(s)

Global Mazda MX-5 Cup
October 10, 2020



Section Data for Car 38 - Williams, Dan (R)

Lap	T/SF to I1	I1 to I2	I2 to I3	I3 to SF	Lap	
1	T	27.6707	24.3565	33.7544	17.4196	103.2012
	S	79.047	72.447	64.840	89.789	74.650
2	T	31.6146	28.5717	46.9042	17.9620	125.0525
	S	69.186	61.759	46.662	87.078	61.606
3	T	25.3759	22.1400	32.7847	18.7063	99.0069
	S	86.195	79.699	66.758	83.613	77.813
4	T	24.9101	21.6773	30.9500	16.1243	93.6617
	S	87.807	81.401	70.715	97.002	82.253
5	T	25.1464	21.5779	30.7199	16.1421	93.5863
	S	86.982	81.776	71.245	96.895	82.320
6	T	25.1264	21.6362	30.9209	16.0953	93.7788
	S	87.051	81.555	70.782	97.177	82.151
7	T	25.1914	21.7698	30.8049	16.1596	93.9257
	S	86.826	81.055	71.048	96.790	82.022
8	T	25.0125	21.6928	30.8648	16.1012	93.6713
	S	87.447	81.342	70.910	97.141	82.245
9	T	25.1615	22.0541	30.9450	16.0718	94.2324
	S	86.929	80.010	70.727	97.319	81.755
10	T	24.9665	21.6577	31.0215	16.2071	93.8528
	S	87.608	81.474	70.552	96.507	82.086
11	T	25.1258	22.1188	34.3329	16.3730	97.9505
	S	87.053	79.776	63.747	95.529	78.652
12	T		28.0106	41.9006		188.2443
	S		62.996	52.234		40.926
13	T	25.5557	22.0809	30.9171	17.1721	95.7258
	S	85.588	79.913	70.790	91.083	80.480
14	T			32.2555	16.2231	153.9806
	S			67.853	96.411	50.032
15	T	25.4497	22.5738	31.1071	16.9199	96.0505
	S	85.945	78.168	70.358	92.441	80.208
16	T	25.7481	21.7831	30.6397	16.4821	94.6530
	S	84.949	81.005	71.431	94.896	81.392
17	T	24.7968	21.7047	30.8191	16.3919	93.7125
	S	88.208	81.298	71.016	95.419	82.209

Event: Global MX-5 Cup at NJMP Thunderbolt
Track: New Jersey Motorsports Park
Report: Section Data Report
Session: Practice 2

Round 9 / 10
2.14 mile(s)

Global Mazda MX-5 Cup
October 10, 2020



Section Data for Car 5 - Wagner, Gresham

Lap	T/SF to I1	I1 to I2	I2 to I3	I3 to SF	Lap	
1	T	28.0156	30.0669	39.8311	16.3452	114.2588
	S	78.073	58.687	54.948	95.691	67.426
2	T	28.9924	23.3332	37.4996	16.2657	106.0909
	S	75.443	75.624	58.364	96.159	72.617
3	T			30.7887	16.3346	99.8001
	S			71.086	95.753	77.194
4	T	24.6805	21.7500	30.7577	16.2467	93.4349
	S	88.624	81.129	71.157	96.271	82.453
5	T	24.9391	21.5153	31.4492	16.2757	94.1793
	S	87.705	82.014	69.593	96.100	81.801
6	T		21.9314	30.8652		320.8667
	S		80.457	70.910		24.010
7	T	24.9368	21.7839	31.6196	16.3641	94.7044
	S	87.713	81.002	69.218	95.581	81.348
8	T	25.0030	21.5885	30.6977	16.2490	93.5382
	S	87.480	81.735	71.296	96.258	82.362
9	T	24.8066	21.7624	30.5646	16.3172	93.4508
	S	88.173	81.082	71.607	95.855	82.439
10	T	24.8046	21.7875	37.0891	16.2851	99.9663
	S	88.180	80.989	59.010	96.044	77.066
11	T	29.0916	22.2727	30.9924	23.7659	106.1226
	S	75.186	79.225	70.618	65.812	72.595
12	T	24.8154	21.6480	30.8864	16.2094	93.5592
	S	88.142	81.511	70.861	96.493	82.344
13	T	24.7471	21.7119	30.9027	16.2260	93.5877
	S	88.385	81.271	70.823	96.394	82.319
14	T	26.3922	23.9464	34.7793	16.2894	101.4073
	S	82.876	73.687	62.929	96.019	75.971
15	T		23.4428	31.3886		217.5776
	S		75.270	69.727		35.408
16	T	25.4858	22.5068	31.6737	16.2309	95.8972
	S	85.823	78.401	69.099	96.365	80.336
17	T	24.8262	21.7591	30.7992	16.2079	93.5924
	S	88.103	81.095	71.061	96.502	82.314
18	T	25.0036	21.8987	31.1225	16.0903	94.1151
	S	87.478	80.578	70.323	97.207	81.857
19	T	24.9386	21.7367	32.4467	16.3456	95.4676
	S	87.706	81.178	67.453	95.689	80.698

Event: Global MX-5 Cup at NJMP Thunderbolt

Round 9 / 10

Track: New Jersey Motorsports Park

2.14 mile(s)

Report: Section Data Report

Global Mazda MX-5 Cup

Session: Practice 2

October 10, 2020



Section Data for Car 5 - Wagner, Gresham

Lap	T/SF to I1	I1 to I2	I2 to I3	I3 to SF	Lap	
20	T	24.7773	21.8842	30.8299	16.2037	93.6951
	S	88.277	80.631	70.991	96.527	82.224

Event: Global MX-5 Cup at NJMP Thunderbolt
Track: New Jersey Motorsports Park
Report: Section Data Report
Session: Practice 2

Round 9 / 10
2.14 mile(s)

Global Mazda MX-5 Cup
October 10, 2020



Section Data for Car 63 - Hixon, Bryan

Lap	T/SF to I1	I1 to I2	I2 to I3	I3 to SF	Lap	
1	T	25.6113	22.3137	30.9732	16.3873	95.2855
	S	85.403	79.079	70.662	95.445	80.852
2	T	25.1195	21.6163	31.0729	16.0347	93.8434
	S	87.075	81.630	70.436	97.544	82.094
3	T	24.9883	21.6197	30.6408	16.1280	93.3768
	S	87.532	81.617	71.429	96.980	82.504
4	T	25.6743	21.7211	30.8928	15.9615	94.2497
	S	85.193	81.236	70.846	97.991	81.740
5	T	25.3758	21.6686	30.6669	16.2799	93.9912
	S	86.195	81.433	71.368	96.075	81.965
6	T	25.1824	21.6628	30.8604	16.2788	93.9844
	S	86.857	81.455	70.921	96.081	81.971
7	T		27.3091	36.0087		225.1076
	S		64.614	60.781		34.224
8	T	25.7929	21.8346	30.7096	17.7724	96.1095
	S	84.801	80.814	71.269	88.007	80.159
9	T	24.9728	21.6555	30.8234	16.0570	93.5087
	S	87.586	81.483	71.006	97.409	82.388
10	T	24.8794	21.6408	30.8764	16.0208	93.4174
	S	87.915	81.538	70.884	97.629	82.469
11	T	25.5197	22.4868	31.3558	17.1519	96.5142
	S	85.709	78.470	69.800	91.191	79.822
12	T	25.0990	21.7431	30.8861	16.3188	94.0470
	S	87.146	81.154	70.862	95.846	81.916
13	T	25.2162	21.9968	34.2434	16.2633	97.7197
	S	86.741	80.218	63.914	96.173	78.838
14	T	25.1193	22.2905	30.8535	16.0094	94.2727
	S	87.075	79.161	70.936	97.698	81.720
15	T	24.8675	21.7058	30.7686	16.0885	93.4304
	S	87.957	81.294	71.132	97.218	82.457
16	T	24.9984	21.8138	30.8198	16.0198	93.6518
	S	87.497	80.891	71.014	97.635	82.262
17	T	25.0792	21.6663	31.2613	16.0671	94.0739
	S	87.215	81.442	70.011	97.347	81.893
18	T	25.1098	21.8920	31.0898	15.8883	93.9799
	S	87.108	80.602	70.397	98.443	81.975
19	T	24.9494	21.7312	30.9528	16.1161	93.7495
	S	87.668	81.199	70.709	97.051	82.176

Event: Global MX-5 Cup at NJMP Thunderbolt
Track: New Jersey Motorsports Park
Report: Section Data Report
Session: Practice 2

Round 9 / 10
2.14 mile(s)

Global Mazda MX-5 Cup
October 10, 2020



Section Data for Car 63 - Hixon, Bryan

Lap	T/SF to I1	I1 to I2	I2 to I3	I3 to SF	Lap	
20	T	24.8783	21.6975	31.0385	16.0713	93.6856
	S	87.919	81.325	70.514	97.322	82.232
21	T	25.0352	21.8485	31.0216	16.0280	93.9333
	S	87.368	80.763	70.552	97.585	82.016
22	T	25.4377	22.0259	31.2868	16.1156	94.8660
	S	85.985	80.112	69.954	97.054	81.209
23	T	26.7801	21.9326	31.6470	16.7389	97.0986
	S	81.675	80.453	69.158	93.440	79.342
24	T	25.1433	21.7558	31.3284	16.2334	94.4609
	S	86.992	81.107	69.861	96.350	81.558
25	T	25.8184	21.9941	31.2630	15.9791	95.0546
	S	84.718	80.228	70.007	97.884	81.048
26	T		22.2458	31.4017		182.9468
	S		79.320	69.698		42.111

Event: Global MX-5 Cup at NJMP Thunderbolt
Track: New Jersey Motorsports Park
Report: Section Data Report
Session: Practice 2

Round 9 / 10
2.14 mile(s)



Global Mazda MX-5 Cup
October 10, 2020

Section Data for Car 67 - Conway, Kevin (R)

Lap	T/SF to I1	I1 to I2	I2 to I3	I3 to SF	Lap	
1	T	26.0264	23.0866	31.1694	16.0466	96.3290
	S	84.041	76.432	70.217	97.472	79.976
2	T	25.1664	21.6810	31.2222	15.9468	94.0164
	S	86.912	81.387	70.099	98.082	81.943
3	T	25.3481	22.0442	31.3494	16.0086	94.7503
	S	86.289	80.046	69.814	97.703	81.308
4	T	25.6900	23.0474	31.2835	16.0849	96.1058
	S	85.141	76.562	69.961	97.240	80.162
5	T	25.5443	21.7387	31.0941	16.0142	94.3913
	S	85.627	81.171	70.388	97.669	81.618
6	T	25.3408	21.8808	30.9257	16.0666	94.2139
	S	86.314	80.644	70.771	97.350	81.771
7	T	25.3932	21.8025	31.2338	16.1521	94.5816
	S	86.136	80.933	70.073	96.835	81.453
8	T	25.2711	21.7958	31.0814	16.1668	94.3151
	S	86.552	80.958	70.416	96.747	81.684
9	T	25.2574	21.9651	31.5218	16.2623	95.0066
	S	86.599	80.334	69.432	96.179	81.089
10	T	25.7795	21.8792	33.4001	16.5439	97.6027
	S	84.845	80.649	65.528	94.542	78.932
11	T	27.0408	22.0467	31.2939	24.5682	104.9496
	S	80.888	80.037	69.938	63.663	73.407
12	T	25.3635	21.9277	31.1279	16.2137	94.6328
	S	86.237	80.471	70.311	96.467	81.409
13	T	25.2807	21.7446	31.2078	16.1475	94.3806
	S	86.519	81.149	70.131	96.863	81.627
14	T	25.1687	21.9762	32.3294	16.1080	95.5823
	S	86.904	80.293	67.698	97.100	80.601
15	T	25.1926	21.8607	31.3786	15.9430	94.3749
	S	86.822	80.718	69.749	98.105	81.632
16	T	26.3235	22.5971	31.7320	16.1580	96.8106
	S	83.092	78.087	68.973	96.800	79.578
17	T		22.0685	31.2547		203.9645
	S		79.958	70.026		37.771
18	T	25.4239	22.0522	31.1842	16.1537	94.8140
	S	86.032	80.017	70.184	96.826	81.254
19	T	25.5513	21.9742	31.2731	16.1289	94.9275
	S	85.603	80.301	69.985	96.974	81.157

Event: Global MX-5 Cup at NJMP Thunderbolt
Track: New Jersey Motorsports Park
Report: Section Data Report
Session: Practice 2

Round 9 / 10
2.14 mile(s)

Global Mazda MX-5 Cup
October 10, 2020



Section Data for Car 67 - Conway, Kevin (R)

Lap	T/SF to I1	I1 to I2	I2 to I3	I3 to SF	Lap	
20	T	25.2001	21.8501	31.3032	16.1591	94.5125
	S	86.796	80.757	69.917	96.793	81.513
21	T	26.4444	21.9374	32.2206	16.2426	96.8450
	S	82.712	80.435	67.927	96.296	79.550
22	T	25.1490	21.9959	31.4462	15.9663	94.5574
	S	86.973	80.222	69.599	97.962	81.474
23	T	25.5244	21.8917	31.4737	15.9629	94.8527
	S	85.693	80.603	69.539	97.983	81.221
24	T	25.5919	21.7778	31.2847	15.9317	94.5861
	S	85.467	81.025	69.959	98.175	81.450
25	T	27.3708	23.0124	31.5525	16.1002	98.0359
	S	79.913	76.678	69.365	97.147	78.583

Event: **Global MX-5 Cup at NJMP Thunderbolt**
Track: **New Jersey Motorsports Park**
Report: **Section Data Report**
Session: **Practice 2**

Round 9 / 10
2.14 mile(s)

Global Mazda MX-5 Cup
October 10, 2020



Section Data for Car 68 - Geesbreght, John (R)

Lap	T/SF to I1	I1 to I2	I2 to I3	I3 to SF	Lap	
1	T		23.8219	31.2871	16.4429	113.1165
	S		74.072	69.953	95.123	68.107
2	T	26.3119	22.1399	31.2313	16.3321	96.0152
	S	83.129	79.700	70.078	95.768	80.237
3	T	25.1831	21.8793	30.7986	16.3780	94.2390
	S	86.855	80.649	71.063	95.500	81.750
4	T	25.1052	21.9101	30.9689	16.3935	94.3777
	S	87.124	80.536	70.672	95.409	81.629
5	T	25.2277	22.5571	31.2342	16.3583	95.3773
	S	86.701	78.226	70.072	95.615	80.774
6	T	25.2460	21.7351	30.9297	16.4727	94.3835
	S	86.638	81.184	70.762	94.950	81.624
7	T	25.2062	21.7951	30.9622	16.4610	94.4245
	S	86.775	80.961	70.687	95.018	81.589
8	T	25.0970	21.8539	31.0343	16.4682	94.4534
	S	87.153	80.743	70.523	94.976	81.564
9	T	25.0721	21.8569	30.9682	16.4406	94.3378
	S	87.239	80.732	70.674	95.136	81.664
10	T	25.2234	21.8589	30.9714	16.5335	94.5872
	S	86.716	80.724	70.666	94.601	81.449
11	T	25.4940	21.9610	31.2313	16.3757	95.0620
	S	85.796	80.349	70.078	95.513	81.042
12	T	25.2471	23.6784	35.2032	16.3864	100.5151
	S	86.635	74.521	62.172	95.451	76.645
13	T	26.8966	22.2109	31.3557	16.4351	96.8983
	S	81.322	79.445	69.800	95.168	79.506
14	T	25.5234	22.4319	31.1182	16.4554	95.5289
	S	85.697	78.662	70.333	95.050	80.646
15	T	25.5043	21.9734	31.2364	16.4341	95.1482
	S	85.761	80.304	70.067	95.174	80.968
16	T	25.1671	22.2599	31.4327	16.3944	95.2541
	S	86.910	79.270	69.629	95.404	80.878
17	T	25.6297	22.7154	31.2905	16.4291	96.0647
	S	85.341	77.681	69.946	95.202	80.196
18	T	25.1911	21.9035	31.3260	16.4347	94.8553
	S	86.827	80.560	69.866	95.170	81.218
19	T	25.0851	22.3578	31.5845	16.5231	95.5505
	S	87.194	78.923	69.295	94.661	80.628

Event: Global MX-5 Cup at NJMP Thunderbolt
Track: New Jersey Motorsports Park
Report: Section Data Report
Session: Practice 2

Round 9 / 10
2.14 mile(s)

Global Mazda MX-5 Cup
October 10, 2020



Section Data for Car 68 - Geesbreght, John (R)

Lap	T/SF to I1	I1 to I2	I2 to I3	I3 to SF	Lap	
20	T	25.7654	21.8923	31.5143	16.4554	95.6274
	S	84.892	80.601	69.449	95.050	80.563
21	T	25.2963	21.8908	31.1621	16.3428	94.6920
	S	86.466	80.607	70.234	95.705	81.359
22	T		22.3423	31.8127		239.2559
	S		78.978	68.798		32.200
23	T	25.2584	22.1388	31.3400	16.6033	95.3405
	S	86.596	79.704	69.835	94.204	80.805
24	T	25.1778	21.9659	31.5067	16.5370	95.1874
	S	86.873	80.331	69.466	94.581	80.935
25	T	25.2727	21.9520	31.4582	16.6451	95.3280
	S	86.547	80.382	69.573	93.967	80.816

Event: **Global MX-5 Cup at NJMP Thunderbolt**
Track: **New Jersey Motorsports Park**
Report: **Section Data Report**
Session: **Practice 2**

Round 9 / 10
2.14 mile(s)

Global Mazda MX-5 Cup
October 10, 2020



Section Data for Car 76 - Dirks, Matthew (R)

Lap	T/SF to I1	I1 to I2	I2 to I3	I3 to SF	Lap	
1	T	25.2211	22.0491	31.0563	16.4307	94.7572
	S	86.724	80.028	70.473	95.193	81.303
2	T	24.9499	21.6430	30.7970	16.2793	93.6692
	S	87.667	81.530	71.067	96.079	82.247
3	T	24.9732	21.6550	30.6100	16.2993	93.5375
	S	87.585	81.484	71.501	95.961	82.363
4	T	24.7259	21.5874	30.7183	16.2995	93.3311
	S	88.461	81.740	71.249	95.959	82.545
5	T	24.8473	21.5866	30.8042	16.2687	93.5068
	S	88.029	81.743	71.050	96.141	82.390
6	T	24.7459	21.8788	30.9037	16.3410	93.8694
	S	88.389	80.651	70.821	95.716	82.071
7	T		21.6464	31.0356		252.9493
	S		81.517	70.520		30.457
8	T	24.8491	21.7654	30.7689	16.2889	93.6723
	S	88.022	81.071	71.131	96.022	82.244
9	T	24.9094	21.6858	30.7577	16.1223	93.4752
	S	87.809	81.369	71.157	97.014	82.418
10	T	24.7245	21.9123	30.8824	16.2442	93.7634
	S	88.466	80.528	70.870	96.286	82.164
11	T	24.8951	21.8675	30.8169	16.2799	93.8594
	S	87.860	80.693	71.021	96.075	82.080
12	T	24.6597	21.7537	31.0740	16.1936	93.6810
	S	88.698	81.115	70.433	96.587	82.237
13	T	24.8711	21.6793	31.0296	16.1579	93.7379
	S	87.944	81.393	70.534	96.800	82.187
14	T		22.1704	31.2325		339.4412
	S		79.590	70.076		22.696
15	T	25.0036	21.8333	30.9192	16.3841	94.1402
	S	87.478	80.819	70.786	95.464	81.835
16	T	25.4253	21.9764	31.0043	16.2771	94.6831
	S	86.027	80.293	70.591	96.091	81.366
17	T	24.8708	21.7678	31.0226	16.3071	93.9683
	S	87.945	81.062	70.550	95.915	81.985
18	T	24.8414	21.9579	31.1585	16.2567	94.2145
	S	88.049	80.360	70.242	96.212	81.771
19	T	25.7261	22.1042	31.4617	16.3448	95.6368
	S	85.022	79.829	69.565	95.693	80.555

Event: **Global MX-5 Cup at NJMP Thunderbolt**
Track: **New Jersey Motorsports Park**
Report: **Section Data Report**
Session: **Practice 2**

Round 9 / 10
2.14 mile(s)

Global Mazda MX-5 Cup
October 10, 2020



Section Data for Car 77 - Oxner, Luke

Lap	T/SF to I1	I1 to I2	I2 to I3	I3 to SF	Lap	
1	T	25.2505	22.2562	31.1773	16.5095	95.1935
	S	86.623	79.283	70.200	94.739	80.930
2	T	25.0646	21.8848	30.8312	16.4412	94.2218
	S	87.265	80.629	70.988	95.132	81.765
3	T	24.9504	21.9803	30.9319	16.4220	94.2846
	S	87.665	80.278	70.757	95.244	81.710
4	T	24.8903	21.7405	31.0794	16.4233	94.1335
	S	87.877	81.164	70.421	95.236	81.841
5	T	25.2347	21.7817	30.9699	16.4863	94.4726
	S	86.677	81.010	70.670	94.872	81.547
6	T	26.3593	21.9627	31.1983	16.6226	96.1429
	S	82.979	80.343	70.152	94.094	80.131
7	T	25.1666	22.0293	31.0046	16.5270	94.7275
	S	86.912	80.100	70.591	94.639	81.328
8	T	25.1713	22.3518	31.6126	16.4517	95.5874
	S	86.896	78.944	69.233	95.072	80.596
9	T	25.2124	22.5209	31.2007	16.5546	95.4886
	S	86.754	78.351	70.147	94.481	80.680
10	T	25.0850	22.7526	32.2053	16.6894	96.7323
	S	87.194	77.554	67.959	93.718	79.642
11	T		22.3057	31.8950		261.5668
	S		79.107	68.620		29.453
12	T		22.4796	31.3982		126.2312
	S		78.495	69.706		61.031
13	T	25.2909	21.9387	31.1793	16.3715	94.7804
	S	86.485	80.431	70.195	95.537	81.283
14	T	25.0020	21.9751	30.8884	16.2970	94.1625
	S	87.484	80.297	70.856	95.974	81.816
15	T	25.2101	21.9746	31.5233	16.3670	95.0750
	S	86.762	80.299	69.429	95.564	81.031
16	T		22.0217	31.2788		334.0042
	S		80.128	69.972		23.066
17	T	25.0257	21.8735	31.0612	16.4006	94.3610
	S	87.401	80.670	70.462	95.368	81.644
18	T	24.9248	21.8504	30.9691	16.3581	94.1024
	S	87.755	80.756	70.672	95.616	81.868
19	T	24.9864	21.9380	31.2639	16.2944	94.4827
	S	87.539	80.433	70.005	95.989	81.539

Event: Global MX-5 Cup at NJMP Thunderbolt

Round 9 / 10

Track: New Jersey Motorsports Park

2.14 mile(s)

Report: Section Data Report

Global Mazda MX-5 Cup

Session: Practice 2

October 10, 2020



Section Data for Car 77 - Oxner, Luke

Lap	T/SF to I1	I1 to I2	I2 to I3	I3 to SF	Lap	
20	T	25.5745	22.5933	31.7420	16.4203	96.3301
	S	85.526	78.100	68.951	95.253	79.975

Event: Global MX-5 Cup at NJMP Thunderbolt
Track: New Jersey Motorsports Park
Report: Section Data Report
Session: Practice 2

Round 9 / 10
2.14 mile(s)



Global Mazda MX-5 Cup
October 10, 2020

Section Data for Car 87 - Rollan, Selin

Lap	T/SF to I1	I1 to I2	I2 to I3	I3 to SF	Lap	
1	T	25.2514	22.0341	31.0671	16.2918	94.6444
	S	86.620	80.082	70.449	96.005	81.399
2	T	25.0069	21.8649	31.0366	16.2905	94.1989
	S	87.467	80.702	70.518	96.012	81.784
3	T	24.7928	21.8478	31.0245	16.2197	93.8848
	S	88.222	80.765	70.545	96.432	82.058
4	T	24.8564	21.7505	30.9376	16.2608	93.8053
	S	87.996	81.127	70.744	96.188	82.128
5	T	25.0430	21.6874	30.7886	16.2217	93.7407
	S	87.341	81.363	71.086	96.420	82.184
6	T	24.8470	21.7406	31.0167	16.2231	93.8274
	S	88.030	81.164	70.563	96.411	82.108
7	T	24.9860	21.6268	30.8383	16.2519	93.7030
	S	87.540	81.591	70.971	96.240	82.217
8	T	24.9282	21.7195	30.9580	16.2626	93.8683
	S	87.743	81.242	70.697	96.177	82.072
9	T	24.9369	21.7153	30.9531	16.1946	93.7999
	S	87.712	81.258	70.708	96.581	82.132
10	T	25.0938	21.7966	32.3610	16.3306	95.5820
	S	87.164	80.955	67.632	95.777	80.601
11	T	24.9771	21.9349	31.3872	16.2485	94.5477
	S	87.571	80.445	69.730	96.261	81.483
12	T	27.5364	21.9339	31.2894	16.2691	97.0288
	S	79.432	80.448	69.948	96.139	79.399
13	T		22.2483	31.1325		287.9708
	S		79.311	70.301		26.753
14	T	25.0328	21.9953	30.9213	16.3307	94.2801
	S	87.376	80.224	70.781	95.776	81.714
15	T	25.3199	22.7072	31.3173	16.3459	95.6903
	S	86.386	77.709	69.886	95.687	80.510
16	T	24.9796	21.8702	31.0418	16.3521	94.2437
	S	87.562	80.683	70.506	95.651	81.746
17	T	25.1792	22.0268	31.0738	16.3857	94.6655
	S	86.868	80.109	70.433	95.455	81.381
18	T	24.9916	21.7818	31.1337	16.3167	94.2238
	S	87.520	81.010	70.298	95.858	81.763
19	T	24.9607	21.7877	30.9738	16.4057	94.1279
	S	87.629	80.988	70.661	95.338	81.846

Event: Global MX-5 Cup at NJMP Thunderbolt
Track: New Jersey Motorsports Park
Report: Section Data Report
Session: Practice 2

Round 9 / 10
2.14 mile(s)

Global Mazda MX-5 Cup
October 10, 2020



Section Data for Car 87 - Rollan, Selin

Lap	T/SF to I1	I1 to I2	I2 to I3	I3 to SF	Lap	
20	T	24.9078	21.8676	30.9192	16.3193	94.0139
	S	87.815	80.692	70.786	95.843	81.945
21	T	26.2315	21.8186	31.1248	16.3288	95.5037
	S	83.383	80.873	70.318	95.787	80.667
22	T	25.2747	21.8493	31.1381	16.3749	94.6370
	S	86.540	80.760	70.288	95.518	81.406
23	T	25.0458	21.8078	31.8278	16.3848	95.0662
	S	87.331	80.914	68.765	95.460	81.038
24	T	24.9067	21.6912	31.0911	16.2242	93.9132
	S	87.819	81.348	70.394	96.405	82.033
25	T	24.9056	21.8126	31.0272	16.4175	94.1629
	S	87.823	80.896	70.539	95.270	81.816

Event: Global MX-5 Cup at NJMP Thunderbolt
Track: New Jersey Motorsports Park
Report: Section Data Report
Session: Practice 2

Round 9 / 10
2.14 mile(s)

Global Mazda MX-5 Cup
October 10, 2020



Section Data for Car 9 - Piscitell, Justin

Lap	T/SF to I1	I1 to I2	I2 to I3	I3 to SF	Lap	
1	T	25.6903	22.3398	30.6937	16.1451	94.8689
	S	85.140	78.987	71.306	96.877	81.207
2	T	24.9594	21.4288	30.7931	16.1127	93.2940
	S	87.633	82.345	71.076	97.072	82.578
3	T	24.7924	21.5221	30.6029	15.9662	92.8836
	S	88.224	81.988	71.517	97.963	82.943
4	T	33.2383	27.8861	32.3001	16.2392	109.6637
	S	65.806	63.277	67.759	96.316	70.251
5	T		24.8187	30.7733		218.0168
	S		71.097	71.121		35.337
6	T	24.5809	21.5908	30.3754	16.2123	92.7594
	S	88.983	81.727	72.053	96.476	83.054
7	T	24.6256	21.6322	30.6952	16.1175	93.0705
	S	88.821	81.570	71.302	97.043	82.776
8	T	24.6901	21.5907	30.6569	15.9969	92.9346
	S	88.589	81.727	71.391	97.775	82.897
9	T	24.9359	22.2404	30.9335	16.0353	94.1451
	S	87.716	79.340	70.753	97.540	81.831
10	T	24.7258	21.6979	30.9395	16.0903	93.4535
	S	88.461	81.323	70.739	97.207	82.437
11	T	28.4468	25.1398	31.0783	22.3310	106.9959
	S	76.890	70.189	70.423	70.041	72.003
12	T	24.8505	21.7097	30.6952	16.0468	93.3022
	S	88.017	81.279	71.302	97.471	82.570
13	T	24.8689	21.7477	30.9948	16.1488	93.7602
	S	87.952	81.137	70.613	96.855	82.167
14	T	26.1418	22.7127	34.3962	16.0316	99.2823
	S	83.670	77.690	63.630	97.563	77.597
15	T	24.9089	21.7516	30.9402	16.1368	93.7375
	S	87.811	81.123	70.738	96.927	82.187
16	T	24.9114	22.0713	31.2089	16.0745	94.2661
	S	87.802	79.948	70.129	97.303	81.726
17	T		26.5322	31.1511		272.2914
	S		66.506	70.259		28.293
18	T	24.7682	21.6229	30.9526	16.1727	93.5164
	S	88.310	81.605	70.709	96.712	82.381
19	T	24.8937	21.7010	30.9425	16.1485	93.6857
	S	87.865	81.312	70.732	96.857	82.232

Event: Global MX-5 Cup at NJMP Thunderbolt
Track: New Jersey Motorsports Park
Report: Section Data Report
Session: Practice 2

Round 9 / 10
2.14 mile(s)

Global Mazda MX-5 Cup
October 10, 2020



Section Data for Car 9 - Piscitell, Justin

Lap	T/SF to I1	I1 to I2	I2 to I3	I3 to SF	Lap	
20	T	24.7670	21.5676	32.0784	16.1528	94.5658
	S	88.314	81.815	68.228	96.831	81.467
21	T	25.2064	21.6929	31.3847	16.1923	94.4763
	S	86.774	81.342	69.736	96.595	81.544
22	T	25.0456	21.6918	31.0066	16.4205	94.1645
	S	87.332	81.346	70.586	95.252	81.814
23	T	25.4463	27.4204	31.4125	16.3705	100.6497
	S	85.956	64.352	69.674	95.543	76.543

Event: Global MX-5 Cup at NJMP Thunderbolt
Track: New Jersey Motorsports Park
Report: Section Data Report
Session: Practice 2

Round 9 / 10
2.14 mile(s)

Global Mazda MX-5 Cup
October 10, 2020



Section Data for Car 96 - Thomas, Jared (R)

Lap	T/SF to I1	I1 to I2	I2 to I3	I3 to SF	Lap	
1	T	24.9817	21.9822	30.7497	16.3310	94.0446
	S	87.555	80.272	71.176	95.774	81.919
2	T	24.8693	21.5532	30.7057	16.2735	93.4017
	S	87.951	81.869	71.278	96.113	82.482
3	T	24.7730	21.9578	31.5213	16.5715	94.8236
	S	88.293	80.361	69.434	94.384	81.246
4	T	24.9125	21.7203	30.8422	16.1358	93.6108
	S	87.798	81.239	70.962	96.933	82.298
5	T	24.7952	21.5410	30.5709	16.0703	92.9774
	S	88.214	81.916	71.592	97.328	82.859
6	T	25.1087	21.5767	30.6210	16.0732	93.3796
	S	87.112	81.780	71.475	97.310	82.502
7	T		22.2206	30.7825		279.5657
	S		79.410	71.100		27.557
8	T	24.8221	21.6784	30.7320	16.2714	93.5039
	S	88.118	81.396	71.217	96.125	82.392
9	T	25.2149	21.8487	31.1504	16.1776	94.3916
	S	86.745	80.762	70.260	96.683	81.617
10	T	27.1258	21.8869	30.7868	19.2665	99.0660
	S	80.634	80.621	71.090	81.182	77.766
11	T	24.8907	21.5950	30.7468	16.1511	93.3836
	S	87.875	81.711	71.183	96.841	82.498
12	T	24.8952	22.1918	32.9093	16.1370	96.1333
	S	87.859	79.513	66.505	96.926	80.139
13	T	24.7926	22.2343	30.7233	16.1452	93.8954
	S	88.223	79.361	71.237	96.877	82.049
14	T	24.8674	21.8919	30.7454	16.3481	93.8528
	S	87.957	80.603	71.186	95.674	82.086
15	T	24.9102	21.6897	30.8829	16.2074	93.6902
	S	87.806	81.354	70.869	96.505	82.228
16	T	25.2376	21.7519	31.1161	16.2078	94.3134
	S	86.667	81.121	70.338	96.502	81.685
17	T	24.8688	21.7931	31.0667	16.1294	93.8580
	S	87.952	80.968	70.450	96.971	82.081

Event: Global MX-5 Cup at NJMP Thunderbolt
Track: New Jersey Motorsports Park
Report: Section Data Report
Session: Practice 2

Round 9 / 10
2.14 mile(s)



Global Mazda MX-5 Cup
October 10, 2020

Section Data for Car 98 - Robillard, Jackson

Lap	T/SF to I1	I1 to I2	I2 to I3	I3 to SF	Lap	
1	T	25.6740	23.3760	34.2625	16.4954	99.8079
	S	85.194	75.485	63.878	94.820	77.188
2	T	25.4193	22.0380	30.6836	16.1688	94.3097
	S	86.048	80.068	71.329	96.735	81.688
3	T	25.3699	21.6041	30.4138	16.2008	93.5886
	S	86.215	81.676	71.962	96.544	82.318
4	T	24.8886	22.0112	30.4927	16.0517	93.4442
	S	87.883	80.166	71.776	97.441	82.445
5	T		26.6286	40.6040		139.1209
	S		66.265	53.902		55.376
6	T	24.9779	21.7682	30.6019	16.1653	93.5133
	S	87.568	81.061	71.520	96.756	82.384
7	T	24.8490	21.7139	30.5210	16.1559	93.2398
	S	88.023	81.263	71.709	96.812	82.626
8	T	24.8805	21.6552	30.5659	16.1828	93.2844
	S	87.911	81.484	71.604	96.651	82.586
9	T	24.8575	21.5350	30.5633	16.1005	93.0563
	S	87.992	81.938	71.610	97.145	82.789
10	T	25.0551	21.8152	30.6381	16.0659	93.5743
	S	87.299	80.886	71.435	97.355	82.330
11	T	25.3443	21.9262	30.8637	16.0129	94.1471
	S	86.302	80.477	70.913	97.677	81.829
12	T	25.7457	22.8183	31.6831	17.3410	97.5881
	S	84.957	77.330	69.079	90.196	78.944
13	T		23.6770	37.7553		191.6405
	S		74.526	57.969		40.200
14	T	25.0338	22.2363	30.9139	16.1180	94.3020
	S	87.373	79.354	70.798	97.040	81.695
15	T	24.9404	21.8894	30.8305	16.1275	93.7878
	S	87.700	80.612	70.989	96.983	82.143
16	T	24.7850	22.0851	30.7593	16.2116	93.8410
	S	88.250	79.898	71.154	96.480	82.096
17	T	24.8604	21.9094	30.7852	16.1903	93.7453
	S	87.982	80.538	71.094	96.607	82.180
18	T	24.8630	22.0394	31.0661	16.1710	94.1395
	S	87.973	80.063	70.451	96.722	81.836
19	T	25.0156	22.9161	31.2177	16.1744	95.3238
	S	87.436	77.000	70.109	96.702	80.819

Event: Global MX-5 Cup at NJMP Thunderbolt

Round 9 / 10

Track: New Jersey Motorsports Park

2.14 mile(s)

Report: Section Data Report

Global Mazda MX-5 Cup

Session: Practice 2

October 10, 2020



Section Data for Car 98 - Robillard, Jackson

Lap	T/SF to I1	I1 to I2	I2 to I3	I3 to SF	Lap	
20	T	25.1260	21.9222	30.8924	16.0448	93.9854
	S	87.052	80.491	70.847	97.483	81.970
21	T	24.8658	21.8692	30.9458	16.1615	93.8423
	S	87.963	80.686	70.725	96.779	82.095
22	T	24.8839	22.0122	31.3311	16.1388	94.3660
	S	87.899	80.162	69.855	96.915	81.640

Event: Global MX-5 Cup at NJMP Thunderbolt
Track: New Jersey Motorsports Park
Report: Section Data Report
Session: Practice 2

Round 9 / 10
2.14 mile(s)








Global Mazda MX-5 Cup
October 10, 2020

Section Data for Car

Report Support Information

Section Legend	
Name	Length
SF to I1	0.607576 miles
I1 to I2	0.490152 miles
I2 to I3	0.607955 miles
I3 to SF	0.434470 miles
Lap	2.140000 miles
SFP to I1	0.607576 miles
I3 to SFP	0.434470 miles

Color Legend	
	Fastest Lap
	Section Under Caution
	Section Under Green
	Section Time Data
	Section Speed Data

