

Event: MX-5 Cup at Barber Motorsports Park

Round 3 / 4

Track: Barber Motorsports Park


2.3 mile(s)

Report: Section Data Report

Battery Tender Global MX-5 Cup

Session: Practice 2

April 19, 2018



Section Data for Car 01 - Reger, Nikko

Lap	T/S	I7 to I8	I8 to SF	SF to I1	I1 to I2	I2 to I3A	I3A to I3	I3 to I4	I4 to I5A	I5A to I5	I5 to I6	I6 to I7	Lap	PI to PO	PO to SF	SF to PI
1	T	7.7704	13.2402	2.9678	14.0796	10.5555	7.2731	11.9263	10.1107	6.2691	8.9194	8.1506	101.2627	96.1343	103.1533	
	S	77.479	80.437	102.463	73.704	90.948	55.028	87.012	64.266	87.007	101.133	87.835	81.768	9.092	76.739	
2	T	7.5568	13.4098	2.9993	13.8901	10.5608	7.2111	11.9711	9.9125	6.2635	8.8994	8.1799	100.8543			
	S	79.669	79.420	101.387	74.710	90.902	55.502	86.686	65.551	87.085	101.360	87.521	82.099			
3	T	7.6375	13.2386	2.9662	14.0015	10.4374	7.2273	12.0228	10.0106	6.2120	8.7208	8.6194	101.0941			
	S	78.828	80.447	102.519	74.115	91.977	55.377	86.313	64.908	87.807	103.436	83.058	81.904			
4	T	7.7415	13.4763	2.9755	13.8820	10.4871	7.3221	12.1378	10.0260	6.3141	8.9601	8.1442	101.4667			
	S	77.769	79.028	102.198	74.753	91.541	54.660	85.495	64.809	86.387	100.674	87.904	81.603			
5	T	7.7168	13.2988	3.0012	13.9414	10.5553	7.3548	12.1789	9.9214	6.2893	8.9757	8.2619	101.4955			
	S	78.018	80.082	101.323	74.435	90.950	54.417	85.207	65.492	86.727	100.499	86.652	81.580			
6	T	7.7100	13.3555	2.9896	13.9070	10.6015	7.3316	12.0558	9.8566	6.3015	9.0067	8.1822	101.2980			
	S	78.086	79.742	101.716	74.619	90.553	54.589	86.077	65.923	86.559	100.153	87.496	81.739			
7	T	7.8444	13.3603	2.9821	13.9776	10.6262	7.2565	12.0915	9.9400	6.3274	9.0005	8.3063	101.7128			98.3165
	S	76.748	79.714	101.972	74.242	90.343	55.154	85.823	65.369	86.205	100.222	86.189	81.406			77.741
8	T					10.6626	7.2015	12.0886	10.1450	6.7303	9.7639	8.5366	202.3690	103.5792	102.2938	
	S					90.034	55.576	85.843	64.049	81.045	92.386	83.863	40.915	8.439	77.384	
9	T	7.9778	13.3346	2.9847	14.9161	10.6145	7.2371	12.1099	10.0190	6.2976	8.9680	8.4759	102.9352			
	S	75.465	79.867	101.883	69.571	90.442	55.302	85.692	64.854	86.613	100.585	84.464	80.439			
10	T	7.8210	13.0658	2.9127	14.1604	10.6491	7.2690	12.0072	9.9157	6.2797	9.0572	8.2722	101.4100			
	S	76.978	81.511	104.402	73.284	90.148	55.059	86.425	65.530	86.860	99.594	86.544	81.649			
11	T	7.7812	13.4268	2.9467	16.8566	11.0160	7.1854	12.4046	10.4507	7.0175	11.3058	10.2535	110.6448			114.2976
	S	77.372	79.319	103.197	61.562	87.146	55.700	83.657	62.175	77.728	79.786	69.821	74.834			66.871

Event: MX-5 Cup at Barber Motorsports Park

Round 3 / 4

Track: Barber Motorsports Park

2.3 mile(s)

Report: Section Data Report

Battery Tender Global MX-5 Cup

Session: Practice 2

April 19, 2018



Section Data for Car 03 - Harrison, Ashton

Lap	T/S I7 to I8	I8 to SF	SF to I1	I1 to I2	I2 to I3A	I3A to I3	I3 to I4	I4 to I5A	I5A to I5	I5 to I6	I6 to I7	Lap	PI to PO	PO to SF	SF to PI	
1	T	7.8283	13.6502	2.9970	14.1270	10.6325	7.2639	12.0892	10.1857	6.3144	8.9907	8.6166	102.6955	406.1007	104.1131	
	S	76.906	78.021	101.465	73.457	90.289	55.098	85.839	63.793	86.383	100.331	83.085	80.627	2.152	76.032	
2	T	7.8448	13.3026	2.9580	13.9115	10.5727	7.2669	12.0104	9.9845	6.3659	8.9563	11.9183	105.0919			
	S	76.745	80.060	102.803	74.595	90.800	55.075	86.402	65.078	85.684	100.716	60.068	78.788			
3	T	9.8566	13.4453	3.0079	14.6647	10.7759	7.3732	12.3167	10.0259	6.3565	8.9643	8.6638	105.4508			
	S	61.080	79.210	101.097	70.764	89.088	54.281	84.254	64.809	85.811	100.626	82.632	78.520			
4	T	7.8722	13.4262	3.0127	14.0940	10.6406	7.3014	12.1573	10.0884	6.3826	8.9734	8.5806	102.5294			
	S	76.477	79.323	100.936	73.629	90.220	54.815	85.358	64.408	85.460	100.524	83.433	80.757			
5	T	8.0055	13.5137	2.9762	14.3391	10.7102	7.5525	12.2752	10.0912	6.4039	9.0345	8.3791	103.2811			
	S	75.204	78.809	102.174	72.370	89.634	52.993	84.539	64.390	85.175	99.845	85.440	80.170			
6	T	7.8984	13.5273	3.0366	14.1500	10.7616	7.2886	12.2574	10.0276	6.4715	9.1236	8.5783	103.1209			
	S	76.224	78.730	100.142	73.338	89.206	54.911	84.661	64.798	84.286	98.869	83.456	80.294			
7	T	7.8782	13.3388	3.0095	14.1325	10.7076	7.2411	12.1332	9.9466	6.3935	9.0458	8.3169	102.1437			
	S	76.419	79.842	101.044	73.428	89.656	55.272	85.528	65.326	85.314	99.720	86.079	81.062			
8	T	7.7566	13.5313	3.0258	14.0565	10.7010	7.2239	12.0370	9.9394	6.4133	9.1550	8.5410	102.3808			
	S	77.617	78.706	100.499	73.825	89.711	55.403	86.211	65.373	85.051	98.530	83.820	80.875			
9	T	7.7293	13.6248	3.0163	14.5190	14.9216	8.1575	14.3011	10.5930	6.9500	10.4057	9.1126	113.3309			116.7917
	S	77.891	78.166	100.816	71.474	64.335	49.062	72.563	61.340	78.483	86.688	78.563	73.060			65.443

Event: MX-5 Cup at Barber Motorsports Park

Round 3 / 4

Track: Barber Motorsports Park


2.3 mile(s)

Report: Section Data Report

Battery Tender Global MX-5 Cup

Session: Practice 2

April 19, 2018



Section Data for Car 12 - Globe(m), Michael (R)

Lap	T/S	I7 to I8	I8 to SF	SF to I1	I1 to I2	I2 to I3A	I3A to I3	I3 to I4	I4 to I5A	I5A to I5	I5 to I6	I6 to I7	Lap	PI to PO	PO to SF	SF to PI
1	T	9.3480	14.0571	3.1667	14.6116	10.8684	8.1447	12.2710	10.8762	6.5811	9.7257	9.4027	109.0532	95.8442	108.8236	
	S	64.404	75.762	96.028	71.021	88.329	49.140	84.567	59.743	82.882	92.749	76.139	75.926	9.120	72.741	
2	T	8.1486	13.8474	3.1576	14.9726	11.0516	7.7536	12.2452	10.6389	6.5051	9.7238	9.5432	107.5876			
	S	73.883	76.910	96.304	69.308	86.865	51.618	84.746	61.075	83.850	92.767	75.018	76.961			
3	T	8.9508	14.2178	3.1623	15.0228	10.8437	7.6694	12.5786	10.9279	6.5023	9.6738	9.4887	109.0381			
	S	67.262	74.906	96.161	69.077	88.531	52.185	82.499	59.460	83.886	93.246	75.449	75.937			
4	T	8.1386	13.8756	3.0244	14.6603	11.0057	7.4105	12.4154	10.5569	6.5249	9.5207	9.3162	106.4492			
	S	73.974	76.753	100.546	70.785	87.228	54.008	83.584	61.550	83.596	94.746	76.846	77.784			
5	T	8.0744	13.9782	3.1400	14.8931	10.9037	7.3969	12.3804	10.4545	6.3551	10.1391	9.7963	107.5117			
	S	74.562	76.190	96.844	69.678	88.044	54.107	83.820	62.152	85.829	88.967	73.080	77.015			
6	T	8.2534	14.3058	3.1879	14.6098	10.8516	7.3238	12.1123	10.2927	6.4687	9.7435	9.1588	106.3083			
	S	72.945	74.445	95.389	71.030	88.466	54.647	85.675	63.129	84.322	92.579	78.166	77.887			
7	T	8.2405	14.0927	3.1005	14.7992	10.8256	7.3482	12.2552	10.3275	6.4964	9.6504	9.2353	106.3715			
	S	73.059	75.571	98.078	70.120	88.679	54.466	84.676	62.917	83.963	93.472	77.519	77.840			
8	T	8.9752	14.0636	3.0854	14.7311	10.8873	7.6110	12.2267	10.3223	7.0340	9.9695	9.5871	108.4932			108.8901
	S	67.079	75.727	98.558	70.445	88.176	52.585	84.874	62.948	77.545	90.481	74.674	76.318			70.192
9	T					11.1497	7.6216	12.7295	10.4605	6.5276	9.7446	9.3967	208.3752	99.2479	108.0456	
	S					86.101	52.512	81.521	62.117	83.561	92.569	76.187	39.736	8.807	73.265	
10	T	8.3339	14.0201	3.1645	14.8512	10.7237	7.5062	12.3611	10.4032	6.4809	9.6483	9.4628	106.9559			
	S	72.241	75.962	96.094	69.875	89.521	53.320	83.951	62.459	84.163	93.493	75.655	77.415			
11	T	8.4407	15.1734	4.4519	17.0934	15.4134	8.6919	14.3349	11.8458	8.0684	12.0873	10.8195	126.4206			130.2285
	S	71.326	70.189	68.306	60.709	62.283	46.046	72.392	54.853	67.604	74.628	66.168	65.496			58.691

Event: MX-5 Cup at Barber Motorsports Park

Round 3 / 4

Track: Barber Motorsports Park


2.3 mile(s)

Report: Section Data Report

Battery Tender Global MX-5 Cup

Session: Practice 2

April 19, 2018



Section Data for Car 13 - Noaker, Robert (R)

Lap	T/S	I7 to I8	I8 to SF	SF to I1	I1 to I2	I2 to I3A	I3A to I3	I3 to I4	I4 to I5A	I5A to I5	I5 to I6	I6 to I7	Lap	PI to PO	PO to SF	SF to PI
1	T	8.4766	13.4689	3.1102	14.4477	10.7410	7.2837	12.1154	10.3370	6.3622	8.9378	8.7324	104.0129	94.2522	104.9475	
	S	71.024	79.071	97.772	71.826	89.377	54.948	85.654	62.859	85.734	100.925	81.983	79.606	9.274	75.427	
2	T	8.3519	13.7148	3.0748	14.6765	10.7297	7.1901	12.2019	10.3548	6.3383	9.4226	9.3276	105.3830			
	S	72.085	77.653	98.898	70.707	89.471	55.664	85.046	62.751	86.057	95.732	76.752	78.571			
3	T	8.1552	13.4863	3.1119	14.2575	10.7100	7.3372	12.2934	10.0373	6.3120	8.9383	8.5695	103.2086			
	S	73.824	78.969	97.719	72.785	89.636	54.548	84.413	64.736	86.415	100.919	83.542	80.226			
4	T	7.7060	13.4512	3.0488	14.1542	10.6494	7.1943	12.2328	9.9792	6.3533	8.9086	8.2910	101.9688			
	S	78.127	79.175	99.741	73.316	90.146	55.631	84.832	65.113	85.854	101.256	86.348	81.201			
5	T	7.8405	13.3907	3.0716	14.0891	10.6547	7.2437	12.2485	9.9687	6.3713	8.9202	8.2882	102.0872			
	S	76.787	79.533	99.001	73.655	90.101	55.252	84.723	65.181	85.611	101.124	86.377	81.107			
6	T	7.9255	13.4055	3.0772	13.9592	10.7153	7.2393	11.9982	9.9379	6.3466	8.9369	8.2645	101.8061			
	S	75.963	79.445	98.821	74.340	89.592	55.285	86.490	65.383	85.944	100.935	86.625	81.331			
7	T	7.8662	13.3394	3.0376	14.1335	10.5555	7.3676	12.1486	10.0970	6.2618	8.8180	8.3603	101.9855			
	S	76.536	79.839	100.109	73.423	90.948	54.323	85.419	64.353	87.108	102.296	85.632	81.188			
8	T	8.0943	13.2093	3.0170	14.0850	10.5336	7.2664	12.0525	10.0919	6.2964	8.7994	8.2731	101.7189			
	S	74.379	80.625	100.792	73.676	91.137	55.079	86.101	64.386	86.630	102.512	86.535	81.401			
9	T	7.9661	13.2810	2.9750	14.1777	10.6022	7.2354	12.0008	10.0059	6.2665	8.8525	8.6008	101.9639			
	S	75.576	80.190	102.215	73.194	90.547	55.315	86.472	64.939	87.043	101.897	83.238	81.205			
10	T	8.3312	13.2240	2.9747	14.1700	10.6540	7.2482	12.1225	10.4324	6.2879	8.8133	8.6034	102.8616			
	S	72.264	80.535	102.226	73.234	90.107	55.217	85.603	62.284	86.747	102.350	83.212	80.497			
11	T	7.9755	13.2982	3.0284	14.2726	10.5330	7.2775	11.9724	9.9876	6.3694	9.0770	8.4020	102.1936			
	S	75.487	80.086	100.413	72.708	91.142	54.995	86.677	65.058	85.637	99.377	85.207	81.023			
12	T	7.8563	13.1801	3.0576	14.1084	10.7872	7.2193	13.9749	11.0411	7.2700	11.4196	9.9556	109.8701			111.1873
	S	76.632	80.804	99.454	73.554	88.994	55.439	74.257	58.850	75.028	78.991	71.910	75.362			68.742

Event: MX-5 Cup at Barber Motorsports Park

Round 3 / 4

Track: Barber Motorsports Park

2.3 mile(s)

Report: Section Data Report

Battery Tender Global MX-5 Cup

Session: Practice 2

April 19, 2018



Section Data for Car 14 - Kimball, Kyle (R)

Lap	T/S	I7 to I8	I8 to SF	SF to I1	I1 to I2	I2 to I3A	I3A to I3	I3 to I4	I4 to I5A	I5A to I5	I5 to I6	I6 to I7	Lap	PI to PO	PO to SF	SF to PI
1	T	8.0234	13.4444	3.1170	14.8471	10.5334	7.5913	12.4486	10.0231	6.3080	8.9814	8.5090	103.8267	95.6637	103.9256	
	S	75.036	79.215	97.559	69.894	91.139	52.722	83.361	64.828	86.470	100.435	84.136	79.748	9.137	76.169	
2	T	7.7147	13.5694	3.0715	14.1802	10.6179	7.4239	12.2435	10.2323	6.3305	8.9506	8.5821	102.9166			
	S	78.039	78.485	99.004	73.181	90.413	53.911	84.757	63.502	86.163	100.780	83.419	80.453			
3	T	7.7447	13.7440	3.0901	14.2140	10.6346	7.2722	12.1287	9.9321	6.3270	8.9633	8.5886	102.6393			
	S	77.736	77.488	98.408	73.007	90.271	55.035	85.560	65.421	86.211	100.638	83.356	80.671			
4	T	7.7905	13.5266	3.0537	14.1532	10.6306	7.2766	12.2202	10.0272	6.3944	8.9919	8.4680	102.5329			
	S	77.279	78.734	99.581	73.321	90.305	55.002	84.919	64.801	85.302	100.318	84.543	80.755			
5	T	7.7132	13.5529	3.0663	14.1611	10.6993	7.3550	12.2075	9.8601	6.3756	9.0632	8.5059	102.5601			
	S	78.054	78.581	99.172	73.280	89.725	54.416	85.007	65.899	85.553	99.528	84.166	80.733			
6	T	7.8259	13.5764	3.0524	14.2926	10.7274	7.3414	12.0522	10.0729	6.4110	9.0265	8.5187	102.8974			
	S	76.930	78.445	99.624	72.606	89.490	54.516	86.103	64.507	85.081	99.933	84.040	80.469			
7	T	7.9293	13.4824	3.0411	14.3730	10.6352	7.3075	12.1298	9.8893	6.3363	8.9970	8.5411	102.6620			
	S	75.927	78.992	99.994	72.200	90.266	54.769	85.552	65.705	86.084	100.261	83.819	80.653			
8	T	7.7720	13.5425	3.0410	14.3013	10.6285	7.3838	12.2050	10.0416	6.3822	9.1296	8.5327	102.9602			
	S	77.463	78.641	99.997	72.562	90.323	54.203	85.025	64.708	85.465	98.804	83.902	80.419			
9	T	7.7537	13.5932	3.0525	14.2366	10.6943	7.3310	12.1222	9.9456	6.3796	9.0175	8.5398	102.6660			
	S	77.646	78.348	99.620	72.892	89.767	54.594	85.606	65.333	85.500	100.033	83.832	80.650			
10	T	7.8841	13.4964	3.0120	14.2226	10.6703	7.2688	12.3276	10.3731	6.3105	9.0619	8.5775	103.2048			
	S	76.362	78.910	100.960	72.963	89.969	55.061	84.179	62.640	86.436	99.543	83.464	80.229			
11	T	7.8049	13.5079	3.0468	14.3564	10.7047	7.4988	12.0732	9.9744	6.3348	9.1328	9.1381	103.5728			
	S	77.137	78.843	99.807	72.283	89.680	53.372	85.953	65.144	86.104	98.770	78.343	79.944			
12	T	7.8425	13.3687	2.9974	14.1961	10.6139	7.3613	14.6919	11.1365	7.6478	11.2174	9.7568	110.8303			113.2659
	S	76.767	79.664	101.452	73.099	90.447	54.369	70.633	58.346	71.322	80.415	73.375	74.709			67.480

Event: MX-5 Cup at Barber Motorsports Park

Track: Barber Motorsports Park

Report: Section Data Report


Session: Practice 2

Round 3 / 4

2.3 mile(s)

Battery Tender Global MX-5 Cup

April 19, 2018



Section Data for Car 16 - Dean II, John

Lap	T/S I7 to I8	I8 to SF	SF to I1	I1 to I2	I2 to I3A	I3A to I3	I3 to I4	I4 to I5A	I5A to I5	I5 to I6	I6 to I7	Lap	PI to PO	PO to SF	SF to PI	
1	T	7.7460	13.7337	3.0794	14.0812	10.3956	7.1298	12.0849	9.8860	6.2408	8.9630	8.3599	101.7003	106.7257	118.4510	
	S	77.723	77.546	98.750	73.696	92.347	56.134	85.870	65.727	87.401	100.641	85.636	81.416	8.190	66.829	
2	T	7.7111	13.4563	3.0454	14.0945	10.4042	7.0846	12.0238	9.8583	6.2633	8.8580	8.4090	101.2085			
	S	78.075	79.145	99.853	73.626	92.270	56.493	86.306	65.911	87.087	101.834	85.136	81.811			
3	T	7.6858	13.2726	2.9376	14.0964	10.3124	7.1559	12.0417	9.8598	6.2590	8.7927	8.2703	100.6842			100.7266
	S	78.332	80.240	103.517	73.616	93.092	55.930	86.178	65.901	87.147	102.590	86.564	82.237			75.880
4	T					10.4469	7.1145	11.9514	9.8171	6.2538	8.8322	8.4290	297.8143	197.4400	100.4496	
	S					91.893	56.255	86.829	66.188	87.220	102.131	84.934	27.803	4.427	78.805	
5	T	7.7257	13.3504	2.9542	13.8912	10.2246	7.3791	12.2338	9.9194	6.2511	8.8165	8.7885	101.5345			99.5690
	S	77.928	79.773	102.935	74.704	93.891	54.238	84.825	65.505	87.257	102.313	81.460	81.549			76.763

Event: MX-5 Cup at Barber Motorsports Park

Round 3 / 4

Track: Barber Motorsports Park

2.3 mile(s)

Report: Section Data Report

Battery Tender Global MX-5 Cup

Session: Practice 2

April 19, 2018



Section Data for Car 17 - Lukazik(c), Albert (R)

Lap	T/S	I7 to I8	I8 to SF	SF to I1	I1 to I2	I2 to I3A	I3A to I3	I3 to I4	I4 to I5A	I5A to I5	I5 to I6	I6 to I7	Lap	PI to PO	PO to SF
1	T	8.8444	14.4907	3.1869	16.0591	11.0951	7.7533	12.7002	10.8069	6.4970	9.7140	9.6425	110.7901	84.3420	116.0053
	S	68.071	73.495	95.419	64.619	86.525	51.620	81.710	60.126	83.955	92.860	74.245	74.736	10.364	68.237
2	T	8.2643	14.4912	3.2236	15.4701	10.9848	7.5875	12.6480	10.8575	6.5261	9.7872	9.5874	109.4277		
	S	72.849	73.493	94.333	67.080	87.393	52.748	82.047	59.846	83.580	92.166	74.672	75.666		
3	T	8.4850	14.5435	3.2440	15.6771	11.0801	7.7537	12.8496	10.9353	6.5463	10.0317	9.9705	111.1168		
	S	70.954	73.229	93.739	66.194	86.642	51.618	80.760	59.420	83.323	89.920	71.803	74.516		
4	T	8.7231	14.1825	3.1639	15.6073	10.9064	7.7024	12.6371	10.8820	6.5287	9.7469	9.5474	109.6277		
	S	69.017	75.093	96.113	66.490	88.022	51.961	82.118	59.711	83.547	92.547	74.985	75.528		
5	T	8.4058	14.5410	3.1964	15.3475	11.1656	7.5011	12.6261	11.0753	6.5954	9.8075	9.5796	109.8413		
	S	71.623	73.241	95.135	67.615	85.978	53.356	82.189	58.669	82.702	91.975	74.733	75.381		
6	T	8.3645	14.8499	3.1817	15.4882	11.0618	7.4563	12.5496	10.8685	6.5589	9.6369	9.3728	109.3891		
	S	71.976	71.718	95.575	67.001	86.785	53.676	82.690	59.785	83.163	93.603	76.382	75.693		
7	T	8.3533	14.3598	3.1782	15.4476	11.1164	7.5282	12.7483	10.8511	6.5684	9.7647	9.4083	109.3243		
	S	72.073	74.165	95.680	67.177	86.359	53.164	81.401	59.881	83.042	92.378	76.093	75.738		
8	T	8.3277	14.1766	3.1108	15.2731	11.0209	7.6324	12.5065	10.8225	6.5946	9.8301	9.4672	108.7624		
	S	72.294	75.124	97.753	67.945	87.107	52.438	82.975	60.039	82.712	91.764	75.620	76.129		
9	T	8.5680	14.3039	3.1150	16.4535	11.0478	7.6731	12.6275	10.8834	6.6159	9.7213	9.6101	110.6195		
	S	70.267	74.455	97.621	63.070	86.895	52.160	82.180	59.703	82.446	92.791	74.495	74.851		
10	T	8.6212	14.3153	3.1371	15.3057	10.9471	7.4676	12.4198	10.5482	6.5302	9.6907	9.4537	108.4366		
	S	69.833	74.396	96.934	67.800	87.694	53.595	83.554	61.600	83.528	93.084	75.728	76.358		
11	T	8.4021	13.9204	3.1109	15.2333										
	S	71.654	76.506	97.750	68.122										

Event: MX-5 Cup at Barber Motorsports Park

Round 3 / 4

Track: Barber Motorsports Park

2.3 mile(s)

Report: Section Data Report

Battery Tender Global MX-5 Cup

Session: Practice 2

April 19, 2018



Section Data for Car 20 - Palermo(m), Hernan

Lap	T/S	I7 to I8	I8 to SF	SF to I1	I1 to I2	I2 to I3A	I3A to I3	I3 to I4	I4 to I5A	I5A to I5	I5 to I6	I6 to I7	Lap	PI to PO	PO to SF	SF to PI
1	T	7.7275	13.7190	3.0422	14.0808	10.4860	7.2880	12.1325	9.9670	6.2672	8.9148	8.2370	101.8620	97.4693	103.0012	
	S	77.909	77.630	99.958	73.698	91.551	54.916	85.533	65.192	87.033	101.185	86.914	81.286	8.968	76.853	
2	T	7.7024	13.7440	3.0725	14.1251	10.7019	7.1947	12.0163	9.9257	6.3114	8.9513	8.2827	102.0280			
	S	78.163	77.488	98.972	73.467	89.704	55.628	86.360	65.464	86.424	100.773	86.434	81.154			
3	T	7.6786	13.6312	3.0172	14.2167	11.1660	7.3634	12.1026	9.8054	6.3195	9.0212	9.0111	103.3329			
	S	78.406	78.130	100.786	72.994	85.975	54.354	85.744	66.267	86.313	99.992	79.447	80.129			
4	T	8.1337	13.4023	2.9748	14.0255	10.4482	7.2117	12.0591	10.0290	6.2650	8.7944	8.2680	101.6117			
	S	74.019	79.464	102.222	73.989	91.882	55.497	86.053	64.789	87.064	102.570	86.588	81.487			
5	T	8.1284	13.3787	2.9846	14.2037	10.5035	7.5544	12.1621	10.0208	6.3187	8.9657	8.3239	102.5445			
	S	74.067	79.604	101.887	73.060	91.398	52.979	85.325	64.842	86.324	100.611	86.006	80.745			
6	T	8.0189	13.5334	3.0104	14.1992	10.5651	7.2951	12.0833	9.9688	6.3360	9.0420	8.4297	102.4819			
	S	75.078	78.694	101.013	73.084	90.865	54.862	85.881	65.181	86.088	99.762	84.927	80.795			
7	T	8.0142	13.6033	3.0243	14.2793	10.5459	7.1745	12.0492	9.9815	6.3129	8.9974	8.4624	102.4449			102.2645
	S	75.122	78.290	100.549	72.674	91.031	55.785	86.124	65.098	86.403	100.256	84.599	80.824			74.739
8	T					10.7334	7.1353	11.9897	9.9334	7.0485	9.4751	8.7353	199.5773	97.4912	102.0266	
	S					89.440	56.091	86.552	65.413	77.386	95.202	81.956	41.488	8.966	77.587	
9	T	8.0557	13.3219	2.9608	14.3786	10.6430	7.3679	11.9878	10.1026	6.2754	8.8360	8.5948	102.5245			
	S	74.735	79.944	102.706	72.172	90.200	54.320	86.565	64.317	86.919	102.088	83.296	80.761			
10	T	8.1771	13.1773	2.9782	14.2546	10.5266	7.2274	11.9343	10.0224	6.2347	8.8692	8.6770	102.0788			
	S	73.626	80.821	102.106	72.799	91.198	55.376	86.953	64.832	87.487	101.705	82.507	81.114			
11	T	8.0257	13.2906	2.9177	14.4239	10.7521	7.6313	13.9800	10.8528	7.3996	11.1099	9.8316	110.2152			114.4264
	S	75.015	80.132	104.223	71.945	89.285	52.445	74.229	59.871	73.714	81.193	72.817	75.126			66.796

Event: MX-5 Cup at Barber Motorsports Park

Round 3 / 4

Track: Barber Motorsports Park


2.3 mile(s)

Report: Section Data Report

Battery Tender Global MX-5 Cup

Session: Practice 2

April 19, 2018



Section Data for Car 23 - Pinkerton, Andrew

Lap	T/S	I7 to I8	I8 to SF	SF to I1	I1 to I2	I2 to I3A	I3A to I3	I3 to I4	I4 to I5A	I5A to I5	I5 to I6	I6 to I7	Lap	PI to PO	PO to SF	SF to PI
1	T	8.0002	13.8589	3.0794	14.0883	10.5667	7.3725	12.2088	9.9384	6.3174	8.8681	8.7929	103.0916	93.7592	105.9877	
	S	75.254	76.846	98.750	73.659	90.851	54.287	84.998	65.380	86.342	101.718	81.419	80.317	9.323	74.687	
2	T	7.8322	13.7853	3.0985	14.4028	10.5210	7.5039	12.3021	10.0057	6.3059	9.0385	9.1254	103.9213			
	S	76.868	77.256	98.141	72.050	91.246	53.336	84.354	64.940	86.499	99.800	78.452	79.676			
3	T	8.2186	13.6530	3.2544	14.6842	10.8007	7.3558	12.1648	9.9811	6.2855	9.0698	8.4466	103.9145			
	S	73.254	78.005	93.440	70.670	88.883	54.410	85.306	65.100	86.780	99.456	84.757	79.681			
4	T	7.9705	13.4613	3.0934	14.4226	10.8059	7.6831	12.3800	9.9321	6.2812	8.9898	8.3755	103.3954			
	S	75.534	79.116	98.303	71.951	88.840	52.092	83.823	65.421	86.839	100.341	85.477	80.081			
5	T	7.9481	13.4177	3.0523	14.1241	10.6107	7.3075	12.2066	9.9889	6.3658	9.0151	8.4958	102.5326			
	S	75.747	79.373	99.627	73.472	90.475	54.769	85.014	65.049	85.685	100.059	84.266	80.755			
6	T	7.9176	13.5856	3.0788	14.1812	10.7747	7.3114	12.2112	9.9847	6.3498	10.0872	9.4458	104.9280			
	S	76.039	78.392	98.769	73.176	89.098	54.740	84.982	65.077	85.901	89.425	75.791	78.911			
7	T	8.2081	13.5438	3.0848	14.1003	10.6692	7.2465	12.1889	9.9884	6.3497	9.1759	8.4825	103.0381			
	S	73.348	78.634	98.577	73.596	89.979	55.230	85.137	65.053	85.902	98.306	84.398	80.359			
8	T	7.9889	13.5066	3.0848	14.2116	10.6605	7.2857	12.1827	9.8310	6.4432	9.1787	8.3359	102.7096			
	S	75.360	78.850	98.577	73.020	90.052	54.933	85.180	66.094	84.656	98.276	85.883	80.616			
9	T	7.9465	13.5920	3.0560	14.0922	10.7193	7.2721	12.0770	9.8993	6.3857	9.1600	8.4024	102.6025			
	S	75.762	78.355	99.506	73.638	89.558	55.036	85.926	65.638	85.418	98.477	85.203	80.700			
10	T	7.8919	13.3886	3.0390	14.3013	10.7724	7.5676	12.1107	9.9415	6.2825	8.9863	8.4396	102.7214			
	S	76.287	79.545	100.063	72.562	89.117	52.887	85.687	65.360	86.821	100.380	84.827	80.606			
11	T	7.8598	13.4175	2.9846	14.2433	10.8672	7.2939	12.0499	9.8779	6.3073	9.1216	8.5207	102.5437			
	S	76.598	79.374	101.887	72.857	88.339	54.872	86.119	65.780	86.480	98.891	84.020	80.746			
12	T	7.9412	13.3178	2.9789	15.0536	11.0424	7.4210	12.4729	10.3809	6.4295	10.0198	8.8346	105.8926			107.7238
	S	75.813	79.968	102.082	68.935	86.938	53.932	83.199	62.593	84.836	90.026	81.035	78.192			70.952

Event: MX-5 Cup at Barber Motorsports Park

Round 3 / 4

Track: Barber Motorsports Park

2.3 mile(s)

Report: Section Data Report

Battery Tender Global MX-5 Cup

Session: Practice 2

April 19, 2018



Section Data for Car 28 - Stout, Robert

Lap	T/S	I7 to I8	I8 to SF	SF to I1	I1 to I2	I2 to I3A	I3A to I3	I3 to I4	I4 to I5A	I5A to I5	I5 to I6	I6 to I7	Lap	PI to PO	PO to SF	SF to PI
1	T	8.0295	13.5252	3.0465	14.1275	10.6076	7.2854	12.2735	9.9461	6.3082	8.9684	8.6753	102.7932	77.3159	126.1899	
	S	74.979	78.742	99.816	73.454	90.501	54.936	84.550	65.329	86.468	100.580	82.523	80.550	11.305	62.730	
2	T	7.7747	13.5183	3.0431	13.9701	10.5697	7.2029	12.1549	9.9070	6.3271	9.0195	8.3256	101.8129			
	S	77.436	78.782	99.928	74.282	90.826	55.565	85.375	65.587	86.209	100.011	85.989	81.326			
3	T	7.7236	13.4606	3.0346	13.9602	10.4748	7.2069	12.0762	9.9124	6.2974	8.8508	9.4005	102.3980			
	S	77.949	79.120	100.208	74.335	91.649	55.534	85.932	65.552	86.616	101.917	76.156	80.861			
4	T	8.9748	13.7252	3.0382	14.3042	10.5243	7.4245	12.3342	9.9979	6.3320	9.0344	8.2879	103.9776			100.0791
	S	67.082	77.594	100.089	72.547	91.217	53.906	84.134	64.991	86.143	99.846	86.380	79.633			76.371
5	T					12.3347	7.5485	12.6516	10.1722	6.4302	9.1168	8.4489	391.4395	286.3444	107.3082	
	S					77.829	53.021	82.023	63.877	84.827	98.943	84.734	21.153	3.053	73.768	
6	T	7.6497	13.3649	3.0266	13.9017	10.5579	7.1593	12.1317	9.8360	6.3268	9.0242	8.4165	101.3953			
	S	78.702	79.686	100.473	74.648	90.927	55.903	85.538	66.061	86.213	99.958	85.060	81.661			
7	T	7.8996	13.2363	2.9722	14.0780	10.5613	7.1393	12.0330	9.8710	6.3124	8.9508	8.1801	101.2340			
	S	76.212	80.461	102.312	73.713	90.898	56.060	86.240	65.826	86.410	100.778	87.518	81.791			
8	T	7.6496	13.2776	3.0100	13.7867	10.5693	7.1104	11.8873	9.8475	6.2672	8.8817	8.3801	100.6674			
	S	78.703	80.210	101.027	75.270	90.829	56.288	87.297	65.984	87.033	101.562	85.430	82.251			
9	T	7.7408	13.1615	2.9677	14.3836	12.6121	8.2289	13.8875	10.8921	6.7229	10.9625	9.4061	110.9657			116.2638
	S	77.776	80.918	102.467	72.147	76.117	48.637	74.724	59.655	81.134	82.285	76.111	74.618			65.740

Event: MX-5 Cup at Barber Motorsports Park

Round 3 / 4

Track: Barber Motorsports Park

2.3 mile(s)

Report: Section Data Report

Battery Tender Global MX-5 Cup

Session: Practice 2

April 19, 2018



Section Data for Car 31 - Leal, Brooks (R)

Lap	T/S	I7 to I8	I8 to SF	SF to I1	I1 to I2	I2 to I3A	I3A to I3	I3 to I4	I4 to I5A	I5A to I5	I5 to I6	I6 to I7	Lap	PI to PO	PO to SF	SF to PI
1	T	8.2388	13.7476	3.0394	14.1792	10.7814	7.3809	12.3219	10.1149	6.3935	9.1128	8.4923	103.8027	89.2451	105.6449	
	S	73.074	77.468	100.050	73.187	89.042	54.225	84.218	64.239	85.314	98.987	84.301	79.767	9.794	74.929	
2	T	7.9436	13.8252	3.0583	14.3785	10.6639	7.3720	12.2454	10.2331	6.5385	9.3400	8.8573	104.4558			
	S	75.790	77.033	99.431	72.172	90.023	54.290	84.744	63.497	83.422	96.579	80.827	79.268			
3	T	8.0923	13.5655	3.0360	14.4117	10.8965	7.2976	12.1782	10.0476	6.3857	9.0774	8.4772	103.4657			
	S	74.397	78.508	100.162	72.006	88.102	54.844	85.212	64.669	85.418	99.373	84.451	80.027			
4	T	8.1591	14.7129	3.2185	14.9646	10.8853	7.2937	12.4210	10.7114	6.4697	9.0132	8.3993	106.2487			
	S	73.788	72.385	94.482	69.345	88.192	54.873	83.546	60.662	84.309	100.080	85.234	77.930			
5	T	8.0979	13.5231	3.0136	14.2263	10.8131	7.3172	12.2448	10.3207	6.3765	9.1818	10.9910	106.1060			
	S	74.346	78.754	100.906	72.944	88.781	54.697	84.748	62.958	85.541	98.243	65.136	78.035			
6	T	8.8605	13.6297	3.0245	14.1397	10.8336	7.3133	12.6671	9.9828	6.4524	9.1987	8.7784	104.8807			
	S	67.947	78.138	100.543	73.391	88.613	54.726	81.923	65.089	84.535	98.062	81.553	78.947			
7	T	8.1200	13.4270	3.0474	14.4191	10.7943	7.4807	12.2263	10.0179	6.4193	9.1766	8.5795	103.7081			
	S	74.144	79.318	99.787	71.969	88.936	53.501	84.877	64.861	84.971	98.298	83.444	79.839			
8	T	7.8984	13.6065	3.0297	14.3260	10.7652	7.8911	12.3219	10.3930	6.4247	9.1526	8.5996	104.4087			
	S	76.224	78.271	100.370	72.437	89.176	50.719	84.218	62.520	84.900	98.556	83.249	79.304			
9	T	7.9535	13.4688	3.0148	14.3176	10.8420	7.3341	12.3071	10.0608	6.4156	9.1858	8.6087	103.5088			
	S	75.696	79.072	100.866	72.479	88.545	54.571	84.319	64.585	85.020	98.200	83.161	79.993			
10	T	8.0111	13.4003	2.9937	14.2789	10.6191	7.2414	12.1903	10.0378	6.3739	9.1451	8.4675	102.7591			
	S	75.151	79.476	101.577	72.676	90.403	55.269	85.127	64.733	85.576	98.637	84.548	80.577			
11	T	7.9222	13.4508	3.0191	14.7496	11.0852	8.4470	12.2601	10.0626	6.4921	9.1830	8.5442	105.2159			
	S	75.995	79.177	100.722	70.356	86.602	47.381	84.643	64.573	84.018	98.230	83.789	78.695			
12	T	8.2169	13.5097	3.1432	15.1041	12.7868	7.8395	14.0516	10.7350	6.6258	10.9906	9.4348	112.4380			117.5586
	S	73.269	78.832	96.746	68.705	75.077	51.053	73.851	60.528	82.323	82.074	75.880	73.641			65.016

Event: MX-5 Cup at Barber Motorsports Park

Round 3 / 4

Track: Barber Motorsports Park

2.3 mile(s)

Report: Section Data Report

Battery Tender Global MX-5 Cup

Session: Practice 2

April 19, 2018



Section Data for Car 33 - Bachoura(m), Alex

Lap	T/S I7 to I8	I8 to SF	SF to I1	I1 to I2	I2 to I3A	I3A to I3	I3 to I4	I4 to I5A	I5A to I5	I5 to I6	I6 to I7	Lap	PI to PO	PO to SF	SF to PI	
1	T	8.5710	13.7155	3.1407	14.8197	10.4464	7.7306	12.3404	9.9251	6.3134	9.0344	8.5039	104.5411	97.1263	106.4527	
	S	70.242	77.649	96.823	70.024	91.898	51.772	84.092	65.468	86.396	99.846	84.186	79.203	9.000	74.361	
2	T	7.6366	13.5776	3.1128	14.1687	10.6365	7.4492	12.3920	10.0635	6.2955	8.8666	8.4183	102.6173			
	S	78.837	78.438	97.690	73.241	90.255	53.728	83.742	64.567	86.642	101.735	85.042	80.688			
3	T	7.6343	13.5147	3.0800	13.9936	10.7913	7.3837	12.0887	9.8532	6.2926	8.8851	8.2742	101.7914			
	S	78.861	78.803	98.731	74.157	88.961	54.204	85.843	65.945	86.682	101.523	86.523	81.343			
4	T	7.6293	13.6118	3.0208	14.2818	10.6886	7.5142	12.2909	9.8391	6.3158	9.0087	8.3126	102.5136			
	S	78.912	78.241	100.666	72.661	89.815	53.263	84.431	66.040	86.363	100.130	86.123	80.770			
5	T	7.7401	13.4273	3.0504	14.1201	10.6704	7.2872	12.1736	9.9108	6.3612	8.9379	8.3353	102.0143			
	S	77.783	79.316	99.689	73.493	89.969	54.922	85.244	65.562	85.747	100.924	85.889	81.165			
6	T	7.8138	13.5667	3.0237	14.1683	10.7124	7.6275	12.3929	10.1195	6.3460	9.0484	8.4112	103.2304			
	S	77.049	78.501	100.569	73.243	89.616	52.472	83.736	64.210	85.952	99.691	85.114	80.209			
7	T	7.7558	13.4712	3.0211	14.1879	10.6866	7.2028	12.0569	9.9345	6.2855	9.0983	8.4877	102.1883			
	S	77.625	79.058	100.656	73.142	89.832	55.566	86.069	65.406	86.780	99.144	84.347	81.027			
8	T	7.6638	13.4488	3.0364	14.4198	10.6239	7.2598	12.1335	10.0498	6.2794	8.9955	8.5990	102.5097			102.0557
	S	78.557	79.189	100.149	71.965	90.362	55.129	85.526	64.655	86.864	100.277	83.255	80.773			74.892
9	T					10.5948	7.2538	12.2172	10.0307	6.3046	8.9464	8.7423	137.9060	35.8920		
	S					90.610	55.175	84.940	64.778	86.517	100.828	81.890	60.041	24.353		
10	T					10.8324	7.5445	12.2974	10.2208	6.3926	9.3414	8.8301	132.2461	27.6232	104.9668	
	S					88.623	53.049	84.386	63.574	85.326	96.564	81.076	62.611	31.643	75.413	
11	T	8.4262	13.6945	3.0352	14.5106	10.7184	7.2393	12.0650	9.9341	6.3525	9.1297	9.9104	105.0159			107.6214
	S	71.449	77.768	100.188	71.515	89.566	55.285	86.011	65.408	85.865	98.803	72.238	78.845			71.019

Event: MX-5 Cup at Barber Motorsports Park

Round 3 / 4

Track: Barber Motorsports Park


2.3 mile(s)

Report: Section Data Report

Battery Tender Global MX-5 Cup

Session: Practice 2

April 19, 2018



Section Data for Car 34 - Bickers, Joey

Lap	T/S I7 to I8	I8 to SF	SF to I1	I1 to I2	I2 to I3A	I3A to I3	I3 to I4	I4 to I5A	I5A to I5	I5 to I6	I6 to I7	Lap	PI to PO	PO to SF	SF to PI	
1	T	7.6813	13.4351	3.0220	13.8860	10.4939	7.1200	12.1320	9.7693	6.2915	9.0097	8.1045	100.9453	284.7807	102.6917	
	S	78.378	79.270	100.626	74.732	91.482	56.212	85.536	66.512	86.697	100.119	88.335	82.025	3.069	77.084	
2	T	7.5905	13.4141	3.0281	13.7087	10.4735	7.1309	12.0566	9.7652	6.2460	8.8507	8.2511	100.5154			
	S	79.316	79.394	100.423	75.698	91.660	56.126	86.071	66.540	87.329	101.918	86.765	82.375			
3	T	7.6079	13.4215	3.0199	13.8058	10.4803	7.1431	11.9583	9.8541	6.2697	8.9123	8.1646	100.6375			
	S	79.134	79.350	100.696	75.166	91.600	56.030	86.779	65.939	86.999	101.214	87.685	82.275			
4	T	7.5957	13.3728	3.0079	13.8319	10.4778	7.0696	11.9835	9.7070	6.2436	8.8998	8.2717	100.4613			
	S	79.261	79.639	101.097	75.024	91.622	56.612	86.596	66.939	87.362	101.356	86.549	82.420			
5	T	7.7051	13.3623	3.0156	15.2165	10.7783	7.2094	12.1445	10.7868	6.4749	9.1369	8.6875	104.5178			107.9348
	S	78.136	79.702	100.839	68.198	89.068	55.515	85.448	60.238	84.241	98.726	82.407	79.221			70.813
6	T					10.6103	7.1613	12.0632	10.0391	6.2766	8.8444	8.5316	327.6448	222.4408	101.6302	
	S					90.478	55.888	86.024	64.724	86.903	101.991	83.913	25.271	3.930	77.889	
7	T	7.6429	13.2677	3.0231	13.9977	10.9439	7.2999	14.7977	11.2592	7.4165	11.4503	9.8667	110.9656			112.6686
	S	78.772	80.270	100.589	74.136	87.720	54.826	70.128	57.710	73.546	78.779	72.558	74.618			67.838

Event: MX-5 Cup at Barber Motorsports Park

Track: Barber Motorsports Park

Report: Section Data Report

Session: Practice 2

Round 3 / 4

2.3 mile(s)

Battery Tender Global MX-5 Cup

April 19, 2018



Section Data for Car 4 - Ortiz, Bryan

Lap	T/S	I7 to I8	I8 to SF	SF to I1	I1 to I2	I2 to I3A	I3A to I3	I3 to I4	I4 to I5A	I5A to I5	I5 to I6	I6 to I7	Lap	PI to PO	PO to SF	SF to PI
1	T	7.7086	13.5718	3.0288	13.9212	10.6007	7.2746	12.2783	9.9272	6.3138	9.0142	8.3408	101.9800	98.4376	103.4367	
	S	78.100	78.472	100.400	74.543	90.560	55.017	84.517	65.454	86.391	100.069	85.832	81.192	8.880	76.529	
2	T	7.5313	13.5972	3.0275	13.9136	10.5721	7.2413	12.1576	9.8063	6.3147	8.9725	8.1832	101.3173			
	S	79.939	78.325	100.443	74.584	90.805	55.270	85.356	66.261	86.379	100.534	87.485	81.723			
3	T	7.4946	13.6671	3.0268	21.7340	12.4746	7.6010	14.5366	11.4136	6.8155	10.6507	9.1678	118.5823			118.9299
	S	80.331	77.924	100.466	47.747	76.956	52.655	71.387	56.930	80.031	84.694	78.090	69.825			64.266
4	T					10.6466	7.3211	12.1818	9.9539	6.3174	8.9830	8.3355	341.8436	240.5817	101.2083	
	S					90.170	54.668	85.187	65.278	86.342	100.417	85.887	24.222	3.633	78.214	
5	T	7.4874	13.9683	3.0121	13.9930	10.5418	7.2695	12.0829	9.9319	6.2803	8.8924	8.2625	101.7221			
	S	80.408	76.244	100.956	74.160	91.066	55.056	85.884	65.423	86.852	101.440	86.646	81.398			
6	T	7.6809	13.4283	3.0103	14.1293	10.6357	7.3008	12.1585	10.2352	6.2673	9.0546	8.3915	102.2924			
	S	78.382	79.310	101.017	73.445	90.262	54.820	85.350	63.484	87.032	99.623	85.314	80.944			
7	T	7.6510	13.3246	3.0064	13.9673	10.5563	7.1762	12.0499	9.8791	6.3036	8.9993	8.3209	101.2346			
	S	78.688	79.927	101.148	74.297	90.941	55.771	86.119	65.772	86.531	100.235	86.037	81.790			
8	T	7.7710	13.3308	2.9623	13.8927	10.5516	7.1860	11.9611	9.8055	6.2400	8.8720	8.3668	100.9398			
	S	77.473	79.890	102.654	74.696	90.981	55.695	86.759	66.266	87.413	101.673	85.565	82.029			
9	T	7.7843	13.4009	3.0459	14.5984	10.4965	7.4519	12.0727	9.8768	6.2792	8.9365	8.5818	102.5249			101.6059
	S	77.341	79.472	99.836	71.085	91.459	53.708	85.957	65.788	86.867	100.939	83.422	80.761			75.224

Event: MX-5 Cup at Barber Motorsports Park

Round 3 / 4

Track: Barber Motorsports Park


2.3 mile(s)

Report: Section Data Report

Battery Tender Global MX-5 Cup

Session: Practice 2

April 19, 2018



Section Data for Car 44 - Allison, Austin (R)

Lap	T/S	I7 to I8	I8 to SF	SF to I1	I1 to I2	I2 to I3A	I3A to I3	I3 to I4	I4 to I5A	I5A to I5	I5 to I6	I6 to I7	Lap	PI to PO	PO to SF	SF to PI
1	T	8.1730	13.8047	3.0423	14.3181	10.7996	7.3923	12.2040	10.3428	6.3994	8.9715	8.6473	104.0950	94.9414	105.5674	
	S	73.663	77.148	99.954	72.477	88.892	54.141	85.032	62.824	85.235	100.546	82.790	79.543	9.207	74.984	
2	T	8.3219	13.9960	3.1217	15.1312	10.8696	7.8175	12.6684	10.2675	6.4378	8.9959	9.0317	106.6592			
	S	72.345	76.093	97.412	68.582	88.320	51.196	81.915	63.284	84.727	100.273	79.266	77.630			
3	T	8.4633	14.0097	3.0471	14.4588	10.7496	7.9043	12.7929	10.1360	6.4770	9.8314	9.4448	107.3149			
	S	71.136	76.019	99.797	71.771	89.306	50.634	81.117	64.105	84.214	91.751	75.799	77.156			
4	T	9.1898	14.0974	3.0342	14.1387	10.6881	7.3667	12.2370	10.3010	6.5658	9.1050	8.4701	105.1938			
	S	65.512	75.546	100.221	73.396	89.820	54.329	84.802	63.079	83.075	99.071	84.522	78.712			
5	T	7.8610	13.8939	3.1392	14.7897	10.6970	7.3729	12.2187	10.0150	6.4306	9.0553	8.5558	104.0291			
	S	76.586	76.652	96.869	70.166	89.745	54.284	84.929	64.880	84.822	99.615	83.675	79.593			
6	T	7.7979	13.8984	3.0952	15.0500	10.6932	7.3585	12.2036	10.1439	6.4867	9.0694	8.5905	104.3873			
	S	77.206	76.628	98.246	68.952	89.777	54.390	85.035	64.056	84.088	99.460	83.337	79.320			
7	T	7.9875	13.7040	3.0262	14.3074	10.6737	7.3023	12.2475	10.0657	6.4276	9.0255	8.7169	103.4843			
	S	75.373	77.715	100.486	72.531	89.941	54.808	84.730	64.553	84.861	99.944	82.129	80.012			
8	T	7.9341	13.7756	3.0765	14.6732	10.6420	7.3997	12.1990	10.2792	6.4684	9.1518	8.5829	104.1824			104.3607
	S	75.881	77.311	98.843	70.723	90.209	54.087	85.067	63.212	84.326	98.565	83.411	79.476			73.238
9	T					10.7164	7.2358	12.1790	10.0185	6.4312	9.0728	8.3937	212.5809	109.9841	102.2672	
	S					89.582	55.312	85.206	64.857	84.814	99.423	85.291	38.950	7.947	77.404	
10	T	7.9252	13.6332	3.0330	14.2642	10.8479	7.7053	12.0450	10.0734	6.4788	9.1383	8.6917	103.8360			
	S	75.966	78.118	100.261	72.750	88.496	51.942	86.154	64.504	84.191	98.710	82.367	79.741			
11	T	8.3018	13.6113	3.0314	14.3633	12.4674	7.9290	13.8288	10.6618	6.6143	10.7273	9.6568	111.1932			115.2543
	S	72.520	78.244	100.314	72.249	77.001	50.476	75.041	60.944	82.466	84.089	74.135	74.465			66.316

Event: MX-5 Cup at Barber Motorsports Park

Track: Barber Motorsports Park

Report: Section Data Report

Session: Practice 2

Round 3 / 4

2.3 mile(s)

Battery Tender Global MX-5 Cup

April 19, 2018



Section Data for Car 48 - Lee(m), Zach

Lap	T/S	I7 to I8	I8 to SF	SF to I1	I1 to I2	I2 to I3A	I3A to I3	I3 to I4	I4 to I5A	I5A to I5	I5 to I6	I6 to I7	Lap	PI to PO	PO to SF	SF to PI
1	T					10.6749	7.4200	12.0639	9.9637	6.3508	8.8705	8.3903	189.1843	86.4202	101.7322	
	S					89.931	53.939	86.019	65.214	85.888	101.690	85.326	43.767	10.114	77.811	
2	T	7.5750	13.3415	3.0534	14.0223	10.5296	7.2480	12.0479	9.8968	6.3072	8.8108	8.3020	101.1345			102.2987
	S	79.478	79.826	99.591	74.005	91.172	55.219	86.133	65.655	86.481	102.380	86.233	81.871			74.714
3	T					13.6977	7.7435	15.8645	10.0278	6.3095	9.2979	9.3684	144.0517	28.7097	116.4724	
	S					70.085	51.686	65.412	64.797	86.450	97.016	76.417	57.479	30.446	67.964	
4	T	8.2017	15.0094	4.3884	16.1314	10.5894	7.2965	12.0894	10.5716	7.0252	9.3573	8.5669	109.2272			
	S	73.405	70.956	69.294	64.330	90.657	54.852	85.838	61.464	77.643	96.400	83.567	75.805			
5	T	7.5197	13.4554	3.0318	14.1652	10.5743	7.7079	12.4656	10.0822	6.2843	8.8224	8.5051	102.6139			
	S	80.062	79.150	100.300	73.259	90.786	51.924	83.247	64.448	86.796	102.245	84.174	80.691			
6	T	8.1450	13.4451	3.0239	14.0919	10.4845	7.1838	12.0211	9.9837	6.3307	8.9094	8.5313	102.1504			
	S	73.916	79.211	100.562	73.640	91.564	55.712	86.325	65.083	86.160	101.246	83.916	81.057			
7	T	7.6023	13.3702	3.0134	13.9798	10.5338	7.4441	12.0140	9.9897	6.2911	8.9273	8.6765	101.8422			
	S	79.193	79.655	100.913	74.230	91.135	53.764	86.377	65.044	86.703	101.043	82.511	81.302			
8	T	7.9736	13.2579	3.0170	14.1280	10.5441	7.2380	11.9679	10.1785	6.4292	9.0384	8.7182	102.4908			
	S	75.505	80.329	100.792	73.452	91.046	55.295	86.709	63.838	84.840	99.801	82.117	80.788			
9	T	8.0119	13.5344	3.0108	14.1216	10.7944	7.2182	12.0602	9.8659	6.3564	9.1351	8.5056	102.6145			
	S	75.144	78.688	101.000	73.485	88.935	55.447	86.046	65.860	85.812	98.745	84.169	80.690			
10	T	7.7703	13.5008	3.0458	16.3179	14.0090	8.0205	12.5187	10.0860	6.3682	9.0331	9.0010	109.6713			114.6593
	S	77.480	78.884	99.839	63.594	68.527	49.901	82.894	64.423	85.653	99.860	79.537	75.498			66.660

Event: MX-5 Cup at Barber Motorsports Park

Round 3 / 4

Track: Barber Motorsports Park

2.3 mile(s)

Report: Section Data Report

Battery Tender Global MX-5 Cup

Session: Practice 2

April 19, 2018



Section Data for Car 5 - Wagner, Gresham (R)

Lap	T/S I7 to I8	I8 to SF	SF to I1	I1 to I2	I2 to I3A	I3A to I3	I3 to I4	I4 to I5A	I5A to I5	I5 to I6	I6 to I7	Lap	PI to PO	PO to SF	SF to PI	
1	T	7.7859	13.3799	2.9691	14.0198	10.5983	7.2364	11.8845	9.9954	6.3024	8.9822	8.3829	101.5368	84.9366	105.8917	
	S	77.325	79.597	102.419	74.019	90.581	55.308	87.318	65.007	86.547	100.426	85.401	81.547	10.291	74.755	
2	T	7.7275	13.2691	3.0773	14.0940	10.8851	7.2240	12.1162	10.0841	6.2479	8.7585	8.4400	101.9237			
	S	77.909	80.262	98.817	73.629	88.194	55.402	85.648	64.435	87.302	102.991	84.823	81.237			
3	T	7.8199	13.4156	2.9535	13.9892	10.5922	7.2800	12.0740	10.3346	6.2655	8.7374	8.3153	101.7772			
	S	76.989	79.385	102.960	74.181	90.633	54.976	85.947	62.874	87.057	103.240	86.095	81.354			
4	T	8.1732	13.9243	2.9749	14.7111	10.6087	7.2587	12.4248	10.5605	6.2638	9.2286	8.5171	104.6457			
	S	73.661	76.485	102.219	70.540	90.492	55.138	83.521	61.529	87.080	97.745	84.055	79.124			
5	T	7.7868	13.2462	2.9669	13.9025	10.5116	7.1947	11.8062			9.5023	8.7277	104.5455			
	S	77.316	80.400	102.494	74.643	91.328	55.628	87.897			94.929	82.027	79.200			
6	T	8.0351	13.5251	3.0231	13.9759	10.6741	7.1849	11.9675	10.0064	6.3396	8.8882	8.2644	101.8843			
	S	74.927	78.742	100.589	74.251	89.937	55.704	86.712	64.936	86.039	101.488	86.626	81.269			
7	T	7.9324	13.1134	2.9696	14.0248	10.5395	7.1611	11.8706	9.9093	6.2801	9.0530	8.7284	101.5822			
	S	75.897	81.215	102.401	73.992	91.086	55.889	87.420	65.572	86.854	99.641	82.021	81.510			
8	T	7.9934	13.4891	2.9910	14.1422	10.5664	7.2858	11.9146	9.8490	6.3010	8.8852	8.2288	101.6465			
	S	75.318	78.953	101.669	73.378	90.854	54.933	87.097	65.973	86.566	101.522	87.000	81.459			
9	T	7.9626	13.4319	2.9541	14.2116	10.7343	7.2143	11.9420	10.0746	6.2952	9.0289	8.4325	102.2820			
	S	75.609	79.289	102.939	73.020	89.433	55.477	86.897	64.496	86.646	99.906	84.899	80.953			
10	T	8.1547	13.3730	2.9849	14.2368	10.4770	7.2664	11.9642	10.1259	6.2900	9.0353	8.4048	102.3130			
	S	73.828	79.638	101.876	72.890	91.629	55.079	86.736	64.169	86.718	99.836	85.179	80.928			
11	T	7.9030	13.3234	2.9812	14.1016	10.9022	7.2681	11.8756	10.0010	6.3691	8.9739	8.2468	101.9459			
	S	76.179	79.935	102.003	73.589	88.056	55.066	87.383	64.971	85.641	100.519	86.811	81.220			
12	T	7.9049	13.2590	2.9778	13.9968	10.5257	7.3134	12.0561	11.4311	7.3499	11.0421	9.4735	107.3303			108.7918
	S	76.161	80.323	102.119	74.140	91.205	54.725	86.075	56.843	74.213	81.691	75.570	77.145			70.255

Event: MX-5 Cup at Barber Motorsports Park

Round 3 / 4

Track: Barber Motorsports Park

2.3 mile(s)

Report: Section Data Report

Battery Tender Global MX-5 Cup

Session: Practice 2

April 19, 2018



Section Data for Car 53 - Jensen(m), Keith

Lap	T/S	I7 to I8	I8 to SF	SF to I1	I1 to I2	I2 to I3A	I3A to I3	I3 to I4	I4 to I5A	I5A to I5	I5 to I6	I6 to I7	Lap	PI to PO	PO to SF	SF to PI
1	T	7.7635	13.5833	3.0231	14.3575	10.6623	7.2981	12.1882	10.7988	6.2951	8.8306	8.6029	103.4034	97.3751	104.4728	
	S	77.548	78.405	100.589	72.278	90.037	54.840	85.142	60.171	86.647	102.150	83.217	80.075	8.977	75.770	
2	T	7.5866	13.5381	3.0018	14.2850	10.6496			10.1531	6.3017	9.0256	8.4363	103.7265			
	S	79.356	78.667	101.303	72.645	90.144			63.997	86.557	99.943	84.861	79.825			
3	T	7.5595	13.9692	3.0726	14.1966	10.7019	7.3310	12.0814	10.0195	6.3232	9.0045	8.5377	102.7971			
	S	79.641	76.239	98.969	73.097	89.704	54.594	85.895	64.851	86.262	100.177	83.853	80.547			
4	T	7.6490	13.4530	2.9753	14.1345	10.5829	7.1615	12.0944	10.3598	6.3654	8.9815	8.5239	102.2812			
	S	78.709	79.164	102.205	73.418	90.712	55.886	85.802	62.721	85.691	100.434	83.988	80.953			
5	T	7.7139	13.4507	3.0072	14.0807	10.6313	7.2508	12.1615	10.0894	6.3205	9.0782	8.8332	102.6174			
	S	78.047	79.178	101.121	73.699	90.299	55.198	85.329	64.402	86.299	99.364	81.048	80.688			
6	T	7.6413	13.8185	3.0083	14.1484	10.6463	7.2911	12.1705	10.0676	6.3243	9.0240	8.4569	102.5972			
	S	78.788	77.071	101.084	73.346	90.172	54.893	85.266	64.541	86.247	99.961	84.654	80.704			
7	T	7.7442	13.6018	3.0706	14.3465	10.6594	7.2824	12.1232	10.3550	6.3506	9.0038	8.5214	103.0589			
	S	77.741	78.298	99.033	72.333	90.061	54.958	85.598	62.750	85.890	100.185	84.013	80.342			
8	T	7.7692	13.5365	3.0092	14.3360	10.7272	7.3272	12.1929	10.1354	6.3500	9.0466	8.5398	102.9700			
	S	77.491	78.676	101.054	72.386	89.492	54.622	85.109	64.109	85.898	99.711	83.832	80.412			
9	T	7.7454	13.4829	3.0505	14.1508	10.7069	7.3482	12.0923	10.1847	6.3744	9.2048	8.6390	102.9799			
	S	77.729	78.989	99.686	73.333	89.662	54.466	85.817	63.799	85.570	97.997	82.869	80.404			
10	T	7.7574	13.4998	3.0056	14.1322	10.6213	7.1611	12.0814	10.3993	6.3636	9.0635	8.7897	102.8749			103.8512
	S	77.609	78.890	101.175	73.430	90.384	55.889	85.895	62.482	85.715	99.525	81.449	80.486			73.597
11	T					10.6217	7.4143	13.5661	11.6944	7.1914	10.5943	9.4360	225.7025	116.5789		
	S					90.381	53.980	76.494	55.563	75.848	85.144	75.870	36.685	7.498		

Event: MX-5 Cup at Barber Motorsports Park

Round 3 / 4

Track: Barber Motorsports Park


2.3 mile(s)

Report: Section Data Report

Battery Tender Global MX-5 Cup

Session: Practice 2

April 19, 2018



Section Data for Car 56 - Wolenski(c), Alex (R)

Lap	T/S	I7 to I8	I8 to SF	SF to I1	I1 to I2	I2 to I3A	I3A to I3	I3 to I4	I4 to I5A	I5A to I5	I5 to I6	I6 to I7	Lap	PI to PO	PO to SF	SF to PI
1	T	8.4770	14.7007	3.2217	15.0904	10.9522	7.4968	12.5306	10.4645	6.8976	9.6822	9.1064	108.6201	83.4851	113.3441	
	S	71.021	72.446	94.388	68.767	87.654	53.386	82.815	62.093	79.079	93.165	78.616	76.229	10.470	69.840	
2	T	8.2912	14.1405	3.1924	14.6344	10.8062	7.6151	12.4237	10.2600	6.4049	9.2819	8.9370	105.9873			
	S	72.613	75.316	95.255	70.910	88.838	52.557	83.528	63.331	85.162	97.183	80.106	78.123			
3	T	8.1635	14.2806	3.1705	14.7376	10.7784	7.4255	12.4147	10.3298	6.5141	9.4244	8.9051	106.1442			
	S	73.748	74.577	95.913	70.414	89.067	53.899	83.589	62.903	83.734	95.714	80.393	78.007			
4	T	8.0955	14.4059	3.1461	14.7653	10.7560	7.4047	12.4335	10.2828	6.4399	9.1923	8.8240	105.7460			
	S	74.368	73.928	96.656	70.281	89.253	54.050	83.462	63.190	84.699	98.131	81.132	78.301			
5	T	8.0962	14.1532	3.1038	14.8538	10.9618	7.4923	12.4660	10.1666	6.5075	9.3206	10.5994	107.7212			
	S	74.361	75.248	97.974	69.863	87.577	53.418	83.245	63.912	83.819	96.780	67.542	76.865			
6	T	8.2779	14.4945	3.1108	14.8439	10.7365	7.4682	12.3311	10.1576	6.4456	9.2455	9.1189	106.2305			
	S	72.729	73.476	97.753	69.909	89.415	53.591	84.155	63.969	84.624	97.566	78.508	77.944			
7	T	8.1258	14.0896	3.1000	14.6295	10.7821	7.6213	12.4185	10.1691	6.4194	9.2052	8.8094	105.3699			
	S	74.091	75.588	98.094	70.934	89.036	52.514	83.563	63.897	84.970	97.993	81.266	78.580			
8	T	7.9510	14.2871	3.0672	14.6380	10.8278	7.6183	12.4586	10.2763	6.4540	9.2617	8.7565	105.5965			
	S	75.719	74.543	99.143	70.893	88.661	52.535	83.294	63.230	84.514	97.395	81.757	78.412			
9	T	8.0945	14.0488	3.0716	14.4468	10.9089	7.3592	12.3764	10.1515	6.4594	9.2795	9.3709	105.5675			
	S	74.377	75.807	99.001	71.831	88.002	54.385	83.847	64.008	84.444	97.208	76.397	78.433			
10	T	8.1190	14.1674	3.0676	14.7340	10.9101	7.3521	12.3855	10.2162	6.5003	9.3501	8.9092	105.7115			
	S	74.153	75.173	99.130	70.431	87.992	54.437	83.786	63.602	83.912	96.474	80.356	78.326			
11	T	8.1926	14.1205	3.2030	14.7909	10.7388	7.4351	12.1878	10.1874	6.3497	9.2381	9.6890	106.1329			111.8687
	S	73.486	75.422	94.939	70.160	89.395	53.829	85.145	63.782	85.902	97.644	73.889	78.015			68.323

Event: MX-5 Cup at Barber Motorsports Park

Round 3 / 4

Track: Barber Motorsports Park

2.3 mile(s)

Report: Section Data Report

Battery Tender Global MX-5 Cup

Session: Practice 2

April 19, 2018



Section Data for Car 7 - Kashima(c), Racer (R)

Lap	T/S	I7 to I8	I8 to SF	SF to I1	I1 to I2	I2 to I3A	I3A to I3	I3 to I4	I4 to I5A	I5A to I5	I5 to I6	I6 to I7	Lap	PI to PO	PO to SF	SF to PI
1	T	8.4635	13.8065	3.1188	14.6846	10.6867	8.0516	12.8400	10.4121	6.4315	9.1801	9.1494	106.8248	97.7873	109.5280	
	S	71.134	77.138	97.503	70.668	89.831	49.708	80.820	62.406	84.810	98.261	78.247	77.510	8.939	72.273	
2	T	8.2470	13.7941	3.1372	14.6721	10.6067	7.4753	12.3142	10.3478	6.4600	9.4548	9.5350	106.0442			
	S	73.002	77.207	96.931	70.728	90.509	53.540	84.271	62.793	84.436	95.406	75.082	78.081			
3	T	9.0036	13.7633	3.1650	14.6119	10.7587	7.4438	12.1116	10.6099	6.7198	10.0452	9.5344	107.7672			
	S	66.867	77.380	96.079	71.019	89.230	53.767	85.680	61.242	81.171	89.799	75.087	76.832			
4	T	9.1615	16.0225	3.5344	15.4959	10.5564	7.5942	12.5550	10.5797	6.4264	9.4586	9.4713	110.8559			
	S	65.715	66.469	86.037	66.968	90.940	52.702	82.655	61.417	84.877	95.368	75.587	74.692			
5	T	8.2986	13.6339	3.0457	14.5380	10.6393	7.3236	12.3283	10.2700	6.4107	9.5100	9.1691	105.1672			
	S	72.548	78.114	99.843	71.380	90.232	54.649	84.174	63.269	85.085	94.852	78.078	78.732			
6	T	8.4063	13.7320	3.0711	14.6759	10.6086	7.3554	12.1923	10.1973	6.4401	9.2138	9.3234	105.2162			
	S	71.618	77.556	99.017	70.710	90.493	54.413	85.113	63.720	84.697	97.902	76.786	78.695			
7	T	8.5121	13.7689	3.0680	14.9076	10.5166	7.4490	12.1896	10.0629	6.4234	9.2753	9.0454	105.2188			
	S	70.728	77.348	99.117	69.611	91.284	53.729	85.132	64.571	84.917	97.252	79.146	78.693			
8	T	8.5348	13.9004	3.0659	14.5141	10.6884	7.2588	12.1244	10.1162	6.4645	9.1937	9.1626	105.0238			
	S	70.540	76.617	99.185	71.498	89.817	55.137	85.590	64.231	84.377	98.116	78.134	78.839			
9	T	8.4499	13.7362	3.1078	14.5535	10.7014	7.2823	12.2966	10.1626	6.4372	9.4214	9.2124	105.3613			
	S	71.249	77.532	97.848	71.304	89.708	54.959	84.391	63.938	84.735	95.744	77.711	78.587			
10	T	8.4103	13.5848	3.1446	14.7353	10.6451	7.2350	12.0878	10.0355	6.4152	9.2894	9.1844	104.7674			
	S	71.584	78.396	96.703	70.425	90.182	55.318	85.849	64.747	85.025	97.105	77.948	79.032			
11	T	8.6979	13.6309	3.0090	14.4598	10.6461	7.9764	12.2832	10.1284	6.3911	9.0599	9.0068	105.2895			
	S	69.217	78.131	101.060	71.766	90.174	50.176	84.483	64.154	85.346	99.565	79.485	78.640			
12	T	8.1953	13.8858	3.3258	15.5105	12.8562	8.6038	13.6090	11.0444	6.6255	10.5134	10.0370	114.2067			115.5631
	S	73.462	76.697	91.434	66.905	74.672	46.518	76.253	58.833	82.327	85.800	71.327	72.500			66.139

Event: MX-5 Cup at Barber Motorsports Park

Round 3 / 4

Track: Barber Motorsports Park

2.3 mile(s)

Report: Section Data Report

Battery Tender Global MX-5 Cup

Session: Practice 2

April 19, 2018



Section Data for Car 71 - Koskinen(m), Matt

Lap	T/S	I7 to I8	I8 to SF	SF to I1	I1 to I2	I2 to I3A	I3A to I3	I3 to I4	I4 to I5A	I5A to I5	I5 to I6	I6 to I7	Lap	PI to PO	PO to SF	SF to PI
1	T	8.1912	13.4540	3.0436	14.0862	10.5350	7.3012	12.0613	9.9171	6.3331	9.1410	8.9688	103.0325	87.4768	105.2274	
	S	73.499	79.159	99.912	73.670	91.125	54.817	86.038	65.520	86.128	98.681	79.822	80.363	9.992	75.227	
2	T	9.5952	13.3662	3.0442	14.1637	10.5250	7.2291	12.1268	9.9639	6.3008	8.9564	9.2432	104.5145			
	S	62.744	79.679	99.892	73.267	91.211	55.363	85.573	65.213	86.569	100.715	77.453	79.223			
3	T	8.5936	13.3166	3.0424	14.1911	10.5416	7.1462	12.0426	10.1196	6.2997	9.0792	8.6203	102.9929			
	S	70.057	79.975	99.951	73.125	91.068	56.006	86.171	64.209	86.584	99.353	83.049	80.394			
4	T	8.1920	14.2925	3.4914	15.3278	10.5827	7.1691	12.2146	10.3824	6.3228	9.0191	8.4993	105.4937			
	S	73.492	74.515	87.097	67.702	90.714	55.827	84.958	62.584	86.268	100.015	84.232	78.488			
5	T	8.0387	13.2897	3.0336	14.1689	10.5649	7.2154	12.0678	10.0072	6.3128	8.9019	8.6218	102.2227			
	S	74.893	80.137	100.241	73.240	90.867	55.468	85.991	64.931	86.405	101.332	83.035	81.000			
6	T	8.0013	13.4688	3.0267	14.5554	10.6271	7.2436	12.1569	10.0065	6.5639	9.0922	8.6392	103.3816			
	S	75.243	79.072	100.469	71.295	90.335	55.253	85.361	64.935	83.099	99.211	82.868	80.092			
7	T	8.0373	13.3963	3.0412	14.3044	10.6200	7.2655	12.1873	9.9593	6.3666	9.0664	8.4322	102.6765			
	S	74.906	79.500	99.990	72.546	90.395	55.086	85.148	65.243	85.674	99.493	84.902	80.642			
8	T	8.1081	13.3480	3.0498	14.3219	10.5529	7.2033	12.1492	9.9973	6.3362	9.0951	8.5461	102.7079			
	S	74.252	79.787	99.708	72.457	90.970	55.562	85.415	64.995	86.085	99.179	83.770	80.617			
9	T	8.1171	13.4706	3.0411	14.2501	10.5910	7.2236	12.0431	10.0632	6.3554	9.0604	8.5729	102.7885			
	S	74.170	79.061	99.994	72.822	90.643	55.406	86.168	64.569	85.825	99.559	83.508	80.554			
10	T	8.0778	13.3089	3.0246	14.3289	11.3152	7.6197	12.2213	10.0072	6.2976	8.9997	8.5484	103.7493			
	S	74.531	80.022	100.539	72.422	84.842	52.525	84.911	64.931	86.613	100.231	83.748	79.808			
11	T	8.3579	13.2468	3.0246	14.1677	10.6275	7.1547	12.0002	10.0373	6.3437	9.1918	8.5642	102.7164			
	S	72.033	80.397	100.539	73.246	90.332	55.939	86.476	64.736	85.984	98.136	83.593	80.610			
12	T	8.1410	13.3071	3.0274	14.4319	11.1921	7.4020	12.7262	10.3515	6.3703	9.6244	9.1210	105.6949			109.8538
	S	73.952	80.032	100.446	71.905	85.775	54.070	81.543	62.771	85.625	93.725	78.490	78.339			69.576

Event: MX-5 Cup at Barber Motorsports Park

Round 3 / 4

Track: Barber Motorsports Park


2.3 mile(s)

Report: Section Data Report

Battery Tender Global MX-5 Cup

Session: Practice 2

April 19, 2018



Section Data for Car 73 - Belluardo(c), Charlie (R)

Lap	T/S	I7 to I8	I8 to SF	SF to I1	I1 to I2	I2 to I3A	I3A to I3	I3 to I4	I4 to I5A	I5A to I5	I5 to I6	I6 to I7	Lap	PI to PO	PO to SF	SF to PI
1	T	7.9845	13.7189	3.2642	14.5262	10.6363	7.2150	12.0455	10.0576	6.3751	9.1469	8.6799	103.6501	94.1739	105.5336	
	S	75.402	77.630	93.159	71.438	90.257	55.472	86.151	64.605	85.560	98.618	82.479	79.884	9.282	75.008	
2	T	7.8393	13.6984	3.0560	14.4570	10.6071	7.2595	12.1363	9.8500	6.3422	9.1934	8.6044	103.0436			
	S	76.798	77.746	99.506	71.780	90.505	55.132	85.506	65.967	86.004	98.119	83.203	80.354			
3	T	8.1063	13.8479	3.1288	14.7787	10.6547	7.4724	12.1586	10.0038	6.5364	9.8608	8.7252	105.2736			
	S	74.269	76.907	97.191	70.218	90.101	53.561	85.349	64.953	83.449	91.478	82.051	78.652			
4	T	7.7751	13.6412	3.0783	14.2480	10.6170	7.2606	12.1366	9.9376	6.3775	9.1919	8.5645	102.8283			
	S	77.433	78.072	98.785	72.833	90.421	55.123	85.504	65.385	85.528	98.135	83.590	80.523			
5	T	7.7724	13.5724	3.0431	14.3476	10.5885	7.2333	12.3059	9.9630	6.3766	9.2489	8.9371	103.3888			
	S	77.459	78.468	99.928	72.328	90.664	55.331	84.328	65.219	85.540	97.530	80.105	80.086			
6	T	7.8973	13.4634	3.0761	14.2971	10.5767	7.2880	12.1276	10.0144	6.4780	9.2857	8.6075	103.1118			
	S	76.234	79.103	98.856	72.583	90.766	54.916	85.567	64.884	84.201	97.144	83.173	80.301			
7	T	7.9027	13.4907	3.0594	14.4234	10.5837	7.2841	12.1038	9.9718	6.3686	9.1390	8.4651	102.7923			
	S	76.182	78.943	99.396	71.947	90.706	54.945	85.736	65.161	85.647	98.703	84.572	80.551			
8	T	7.8603	13.6467	3.0627	14.2746	10.7287	7.4683	12.3713	9.9339	6.3399	9.0454	8.5707	103.3025			
	S	76.593	78.041	99.289	72.697	89.480	53.590	83.882	65.410	86.035	99.724	83.530	80.153			
9	T	8.0938	13.5654	3.0647	14.4234	10.6318	7.3464	12.0717	9.9905	6.5790	9.1823	8.9788	103.9278			104.9415
	S	74.384	78.509	99.224	71.947	90.295	54.479	85.964	65.039	82.908	98.237	79.733	79.671			72.833
10	T					10.8902	7.3629	12.0255	9.9637	6.4071	9.3576	9.0212	219.4175	115.3400	103.1043	
	S					88.153	54.357	86.294	65.214	85.133	96.397	79.359	37.736	7.578	76.776	
11	T	8.0653	13.6344	3.0658	14.4099	12.3217	7.6465	14.0548	10.4896	6.9869	10.6856	9.4742	110.8347			114.3173
	S	74.646	78.111	99.188	72.015	77.911	52.341	73.834	61.944	78.068	84.417	75.564	74.706			66.859

Event: MX-5 Cup at Barber Motorsports Park

Track: Barber Motorsports Park

Report: Section Data Report


Session: Practice 2

Round 3 / 4

2.3 mile(s)

Battery Tender Global MX-5 Cup

April 19, 2018



Section Data for Car 77 - Oxner, Luke

Lap	T/S	I7 to I8	I8 to SF	SF to I1	I1 to I2	I2 to I3A	I3A to I3	I3 to I4	I4 to I5A	I5A to I5	I5 to I6	I6 to I7	Lap	PI to PO	PO to SF	SF to PI
1	T	7.8890	13.4564	3.0345	14.1566	10.6100	7.1778	12.0339	9.9531	6.3218	9.0380	8.3023	101.9734	88.4256	105.7613	
	S	76.315	79.144	100.211	73.303	90.481	55.759	86.234	65.283	86.282	99.806	86.230	81.198	9.885	74.847	
2	T	7.6315	13.5253	3.0549	13.9665	10.5497	7.1679	12.2671	9.8930	6.2929	8.9031	8.1482	101.4001			
	S	78.890	78.741	99.542	74.301	90.998	55.836	84.594	65.680	86.678	101.318	87.861	81.657			
3	T	7.7341	13.1105	2.9590	14.4876	10.4355	7.1593	11.9592	9.8319	6.2564	8.8105	8.2332	100.9772			
	S	77.843	81.233	102.768	71.629	91.994	55.903	86.772	66.088	87.183	102.383	86.954	81.999			
4	T	8.0767	13.9397	3.1229	14.7492	10.5188	7.1330	12.0366	9.9799	6.2909	8.8302	8.5260	103.2039			
	S	74.541	76.400	97.375	70.358	91.265	56.109	86.214	65.108	86.705	102.155	83.968	80.230			
5	T	7.9011	13.4940	3.1000	14.2658	10.5723	7.0901	12.0868	9.8828	6.3630	8.9480	8.3787	102.0826			
	S	76.198	78.924	98.094	72.742	90.803	56.449	85.856	65.748	85.723	100.810	85.444	81.111			
6	T	7.8346	13.3303	3.0336	14.1116	10.4467	7.1228	11.9297	10.0950	6.3924	9.0153	8.5475	101.8595			
	S	76.844	79.893	100.241	73.537	91.895	56.190	86.987	64.366	85.329	100.057	83.757	81.288			
7	T	7.9702	13.3104	3.0415	14.1096	10.5055	7.1050	11.9199	9.8304	6.3196	8.9354	8.7263	101.7738			
	S	75.537	80.013	99.981	73.548	91.381	56.330	87.058	66.098	86.312	100.952	82.040	81.357			
8	T	7.8218	13.4653	3.0528	14.2022	10.6007	7.3802	11.9766	9.9151	6.3306	8.9448	8.7888	102.4789			
	S	76.970	79.092	99.610	73.068	90.560	54.230	86.646	65.534	86.162	100.846	81.457	80.797			
9	T	7.9889	13.6687	3.0308	14.0954	10.6419	7.1363	12.0129	9.9693	6.3337	8.9159	8.3683	102.1621			
	S	75.360	77.915	100.334	73.622	90.209	56.083	86.384	65.177	86.119	101.173	85.550	81.048			
10	T	7.8100	13.2657	2.9930	14.0774	10.4590	7.2966	12.1120	9.9022	6.3435	9.0093	8.3963	101.6650			
	S	77.086	80.282	101.601	73.716	91.787	54.851	85.678	65.619	85.986	100.124	85.265	81.444			
11	T	7.7227	13.4625	3.0248	14.0996	10.9263	7.0670	12.0130	9.8751	6.3368	9.0642	8.3985	101.9905			
	S	77.958	79.109	100.533	73.600	87.861	56.633	86.384	65.799	86.077	99.517	85.242	81.184			
12	T	7.8072	13.5246	3.0717	14.0968	10.6192	7.5582	13.3150	10.6616	6.5672	9.7306	8.9766	105.9287			107.8074
	S	77.114	78.745	98.998	73.614	90.402	52.953	77.937	60.945	83.057	92.702	79.753	78.166			70.897

Event: MX-5 Cup at Barber Motorsports Park

Round 3 / 4

Track: Barber Motorsports Park

2.3 mile(s)

Report: Section Data Report

Battery Tender Global MX-5 Cup

Session: Practice 2

April 19, 2018



Section Data for Car 8 - Sparks, Nathaniel

Lap	T/S	I7 to I8	I8 to SF	SF to I1	I1 to I2	I2 to I3A	I3A to I3	I3 to I4	I4 to I5A	I5A to I5	I5 to I6	I6 to I7	Lap	PI to PO	PO to SF	SF to PI
1	T	7.7402	13.5065	2.9982	14.0562	10.6168	7.1486	11.8537	9.9970	6.6328	9.0148	8.2122	101.7770	89.7416	107.7889	
	S	77.782	78.851	101.424	73.827	90.423	55.987	87.545	64.997	82.236	100.063	87.176	81.354	9.740	73.439	
2	T	7.6550	13.5587	2.9823	14.0959	10.7311	7.1252	12.1978	9.9990	6.3330	8.8460	8.2040	101.7280			
	S	78.647	78.547	101.965	73.619	89.460	56.171	85.075	64.984	86.129	101.972	87.263	81.394			
3	T	7.6893	13.4669	2.9969	14.1763	10.5725	7.3959	12.1213	10.1018	6.3204	8.8390	8.2985	101.9788			
	S	78.297	79.083	101.468	73.202	90.802	54.115	85.612	64.322	86.301	102.053	86.270	81.193			
4	T	7.7326	13.5873	3.1277	15.3138	10.5903	7.3074	12.1670	10.2711	6.3753	8.9383	8.4651	103.8759			104.9170
	S	77.858	78.382	97.225	67.764	90.649	54.770	85.290	63.262	85.557	100.919	84.572	79.711			72.850
5	T					10.8331	7.3187	12.2276	10.0241	6.4195	8.9621	8.1861	216.2611	109.6835	105.4966	
	S					88.617	54.686	84.868	64.821	84.968	100.651	87.454	38.287	7.969	75.035	
6	T	7.8184	13.4616	3.0108	14.0768	10.5816	7.1401	12.1017	9.8954	6.3304	8.8449	8.3643	101.6260			
	S	77.004	79.114	101.000	73.719	90.724	56.053	85.751	65.664	86.164	101.985	85.591	81.475			
7	T	8.0099	13.8205	3.0202	14.0264	10.6191	7.1959	12.1024	9.9840	6.3665	8.8974	8.2266	102.2689			
	S	75.163	77.059	100.686	73.984	90.403	55.619	85.746	65.081	85.676	101.383	87.024	80.963			
8	T	7.7197	13.9004	3.0439	14.0346	10.6497	7.1986	13.0608	10.0936	6.4505	9.0365	24.1118	119.3001			
	S	77.988	76.617	99.902	73.941	90.143	55.598	79.454	64.375	84.560	99.822	29.691	69.405			
9	T	10.1961	13.8074	3.0457	14.4901	10.7350	7.2140	12.2376	11.2389	8.1031	11.3298	8.4217	110.8194			
	S	59.047	77.133	99.843	71.616	89.427	55.479	84.798	57.815	67.314	79.617	85.008	74.716			
10	T	7.6885	13.5290	2.9958	13.9429	10.6162	7.1465	11.8670	9.8219	6.3840	8.9095	8.2160	101.1173			
	S	78.305	78.720	101.506	74.427	90.428	56.003	87.446	66.156	85.441	101.245	87.136	81.885			
11	T	7.7923	14.3619	3.7119	16.2961	15.0371	8.6527	15.2424	12.2521	7.5115	11.7930	10.8645	123.5155			126.5289
	S	77.262	74.155	81.923	63.679	63.842	46.255	68.082	53.034	72.616	76.490	65.894	67.036			60.407

Event: MX-5 Cup at Barber Motorsports Park

Round 3 / 4

Track: Barber Motorsports Park


2.3 mile(s)

Report: Section Data Report

Battery Tender Global MX-5 Cup

Session: Practice 2

April 19, 2018



Section Data for Car 82 - Faulkner(c), Nigel (R)

Lap	T/S I7 to I8	I8 to SF	SF to I1	I1 to I2	I2 to I3A	I3A to I3	I3 to I4	I4 to I5A	I5A to I5	I5 to I6	I6 to I7	Lap	PI to PO	PO to SF	SF to PI	
1	T	9.2842	14.7189	3.1870	15.4276	10.9939	7.4501	12.5933	10.4433	6.4980	9.5463	9.1251	109.2677	83.3496	116.9380	
	S	64.846	72.356	95.416	67.264	87.321	53.721	82.403	62.219	83.942	94.492	78.455	75.777	10.487	67.693	
2	T	8.3317	14.1272	3.2079	14.7010	10.8493	7.3394	12.5954	10.4077	6.4514	9.4886	9.2007	106.7003			
	S	72.260	75.386	94.794	70.589	88.485	54.531	82.389	62.432	84.548	95.066	77.810	77.601			
3	T	8.3183	14.1847	3.1363	14.7095	10.7695	7.4215	12.3975	10.3018	6.5027	9.5296	9.4216	106.6930			
	S	72.376	75.081	96.958	70.548	89.141	53.928	83.705	63.074	83.881	94.657	75.986	77.606			
4	T	8.2751	14.4284	3.0957	14.7038	11.0172	7.6556	12.4849	10.4274	6.4211	9.4662	9.1241	107.0995			
	S	72.754	73.813	98.230	70.575	87.136	52.279	83.119	62.314	84.947	95.291	78.464	77.311			
5	T	8.4907	14.1782	3.0856	14.7241	10.9553	7.3727	12.4063	10.3143	6.4603	9.4759	9.0867	106.5501			
	S	70.906	75.115	98.552	70.478	87.629	54.285	83.645	62.997	84.432	95.194	78.786	77.710			
6	T	8.3995	14.1913	3.0816	14.6366	10.8584	7.3832	12.4345	10.3802	6.5084	9.4129	9.2636	106.5502			
	S	71.676	75.046	98.680	70.899	88.411	54.208	83.455	62.597	83.808	95.831	77.282	77.710			
7	T	8.3755	14.1372	3.0751	14.7123	10.9254	7.3249	12.3722	10.2761	6.4939	9.3946	9.3877	106.4749			
	S	71.882	75.333	98.888	70.535	87.869	54.639	83.876	63.231	83.995	96.017	76.260	77.765			
8	T	8.3412	14.2517	3.0522	14.6361	10.9183	7.3771	12.3127	10.1079	6.4046	9.4104	9.1362	105.9484			
	S	72.177	74.728	99.630	70.902	87.926	54.253	84.281	64.284	85.166	95.856	78.360	78.151			
9	T	8.2882	13.9347	3.0610	14.4216	10.6565	7.3492	12.3261	10.2156	6.4034	9.3401	9.2039	105.2003			
	S	72.639	76.428	99.344	71.956	90.086	54.459	84.189	63.606	85.182	96.578	77.783	78.707			
10	T	8.4581	13.8408	3.0652	14.5203	10.7675	7.2473	12.3500	10.2509	6.4092	9.4667	9.0211	105.3971			
	S	71.180	76.946	99.208	71.467	89.157	55.224	84.026	63.387	85.105	95.286	79.359	78.560			
11	T	8.3991	13.8761	3.0315	14.5794	10.6599	7.1912	12.1845	10.0902	6.4970	12.6862	13.8224	113.0175			120.3175
	S	71.680	76.751	100.310	71.178	90.057	55.655	85.168	64.396	83.955	71.104	51.793	73.263			63.525

Event: MX-5 Cup at Barber Motorsports Park

Round 3 / 4

Track: Barber Motorsports Park

2.3 mile(s)

Report: Section Data Report

Battery Tender Global MX-5 Cup

Session: Practice 2

April 19, 2018



Section Data for Car 84 - Lamb(m), Todd

Lap	T/S	I7 to I8	I8 to SF	SF to I1	I1 to I2	I2 to I3A	I3A to I3	I3 to I4	I4 to I5A	I5A to I5	I5 to I6	I6 to I7	Lap	PI to PO	PO to SF	SF to PI
1	T	7.7666	13.4721	3.0368	14.3957	10.4755	7.2288	12.3166	10.2834	6.2868	9.0923	8.1763	102.5309	85.4828	110.6144	
	S	77.517	79.052	100.135	72.086	91.642	55.366	84.254	63.187	86.762	99.210	87.559	80.756	10.225	71.563	
2	T	7.5509	13.5617	3.0828	14.0682	10.6164	7.1880	12.2239	9.8384	6.3302	8.9479	8.3909	101.7993			
	S	79.732	78.530	98.641	73.764	90.426	55.680	84.893	66.045	86.167	100.811	85.320	81.337			
3	T	7.5406	13.5456	3.0491	13.8957	10.5257	7.1785	12.0563	9.9409	6.3184	8.8813	8.3666	101.2987			
	S	79.841	78.623	99.731	74.680	91.205	55.754	86.073	65.364	86.328	101.567	85.568	81.738			
4	T	7.7882	13.5190	3.0269	13.8937	10.5614	7.3120	12.2310	9.8008	6.2872	8.9370	8.3986	101.7558			
	S	77.302	78.778	100.463	74.690	90.897	54.736	84.844	66.298	86.756	100.934	85.241	81.371			
5	T	7.6490	13.3882	3.0401	13.8851	10.5454	7.1760	12.0989	9.8389	6.2964	8.8238	8.6519	101.3937			
	S	78.709	79.548	100.027	74.737	91.035	55.773	85.770	66.041	86.630	102.229	82.746	81.662			
6	T	7.6558	13.6077	3.0381	13.9046	10.5376	7.2215	12.1229	9.8790	6.3095	8.9275	8.2377	101.4419			
	S	78.639	78.265	100.092	74.632	91.102	55.422	85.601	65.773	86.450	101.041	86.906	81.623			
7	T	7.7809	13.3273	2.9367	14.0057	10.4787	7.1935	12.0274	9.7780	6.2533	8.8400	8.3883	101.0098			99.7896
	S	77.375	79.911	103.549	74.093	91.614	55.637	86.280	66.453	87.227	102.041	85.346	81.972			76.593
8	T					13.5044	7.7582	17.3774	11.6597	7.7607	10.3871	8.7174	267.9796	154.5736	115.4976	
	S					71.088	51.588	59.717	55.728	70.284	86.843	82.124	30.898	5.655	68.537	
9	T	8.2673	13.7123	3.2461	14.3248	10.6250	7.1602	12.1820	9.9453	6.3363	8.9903	8.4108	103.2004			
	S	72.823	77.667	93.679	72.443	90.353	55.896	85.185	65.335	86.084	100.335	85.118	80.232			
10	T	7.9754	13.5596	3.1387	15.0169	10.8148	7.2408	12.7270	9.9461	7.0617	11.4286	9.6785	108.5881			111.3230
	S	75.488	78.542	96.884	69.104	88.767	55.274	81.537	65.329	77.241	78.929	73.969	76.251			68.658
11	T													35.9933		
	S													24.285		

Event: MX-5 Cup at Barber Motorsports Park

Track: Barber Motorsports Park

Report: Section Data Report


Session: Practice 2

Round 3 / 4

2.3 mile(s)

Battery Tender Global MX-5 Cup

April 19, 2018



Section Data for Car 87 - Rollan, Selin (R)

Lap	T/S	I7 to I8	I8 to SF	SF to I1	I1 to I2	I2 to I3A	I3A to I3	I3 to I4	I4 to I5A	I5A to I5	I5 to I6	I6 to I7	Lap	PI to PO	PO to SF	SF to PI
1	T	8.0642	13.4349	3.0490	14.0705	10.4925	7.2339	11.9303	11.8282	6.7001	9.1112	8.7348	104.6496	89.3560	103.1223	
	S	74.657	79.271	99.735	73.752	91.494	55.327	86.982	54.934	81.410	99.004	81.961	79.121	9.782	76.762	
2	T	8.1959	13.5776	3.0038	14.3045	10.5565	7.2012	12.0413	9.8948	6.2991	8.8060	8.2512	102.1319			
	S	73.457	78.438	101.235	72.546	90.939	55.578	86.181	65.668	86.592	102.435	86.764	81.072			
3	T	8.0895	13.7170	3.0419	14.4957	10.4518	7.2916	12.0709	10.4390	6.4533	9.2609	8.2116	103.5232			
	S	74.423	77.641	99.967	71.589	91.850	54.889	85.969	62.245	84.523	97.404	87.183	79.982			
4	T	7.6718	13.6051	2.9814	13.9432	10.4329	7.3447	12.0980	9.8466	6.3281	8.8729	8.1436	101.2683			
	S	78.475	78.279	101.996	74.425	92.017	54.492	85.777	65.990	86.196	101.663	87.911	81.763			
5	T	7.7117	13.4660	3.0043	13.9804	10.4746	7.2797	12.0992	9.9497	6.3288	8.8504	8.1743	101.3191			
	S	78.069	79.088	101.219	74.227	91.650	54.979	85.768	65.306	86.186	101.921	87.580	81.722			
6	T	7.7878	13.5212	3.0015	14.1200	10.4456	7.2081	11.9431	9.8915	6.2881	8.8253	8.2927	101.3249			
	S	77.306	78.765	101.313	73.493	91.905	55.525	86.889	65.690	86.744	102.211	86.330	81.717			
7	T	7.7901	13.3050	3.0208	14.2318	10.2907	7.2194	12.0075	9.9400	6.3193	8.8760	8.4450	101.4456			
	S	77.283	80.045	100.666	72.916	93.288	55.438	86.423	65.369	86.316	101.627	84.773	81.620			
8	T	7.8083	13.4221	2.9838	14.0731	10.4625	7.3155	12.0299	9.8900	6.2930	8.8771	8.2804	101.4357			
	S	77.103	79.347	101.914	73.738	91.756	54.709	86.262	65.700	86.676	101.615	86.458	81.628			
9	T	7.7601	13.6201	2.9626	14.0980	10.4191	7.2642	12.0832	10.1042	6.2633	8.9000	8.8141	102.2889			
	S	77.582	78.193	102.643	73.608	92.138	55.096	85.882	64.307	87.087	101.353	81.223	80.947			
10	T	7.9008	13.3953	2.9331	14.2188	10.6054	7.2593	11.9493	10.0724	6.3368	8.9727	8.7358	102.3797			105.1040
	S	76.201	79.505	103.676	72.983	90.520	55.133	86.844	64.510	86.077	100.532	81.951	80.875			72.720

Event: MX-5 Cup at Barber Motorsports Park

Round 3 / 4

Track: Barber Motorsports Park

2.3 mile(s)

Report: Section Data Report

Battery Tender Global MX-5 Cup

Session: Practice 2

April 19, 2018



Section Data for Car 9 - Schmidt, Jesse

Lap	T/S	I7 to I8	I8 to SF	SF to I1	I1 to I2	I2 to I3A	I3A to I3	I3 to I4	I4 to I5A	I5A to I5	I5 to I6	I6 to I7	Lap	PI to PO	PO to SF	SF to PI
1	T	8.2719	13.4214	3.0191	14.3398	10.4914	7.3480	12.2379	10.0812	6.3796	9.0510	8.5371	103.1784	91.6968	106.4623	
	S	72.782	79.351	100.722	72.367	91.504	54.468	84.796	64.454	85.500	99.663	83.859	80.249	9.532	74.354	
2	T	8.2139	13.4453	3.0662	14.8299	10.5947	7.3775	12.2439	10.0365	6.2492	8.8727	8.4583	103.3881			
	S	73.296	79.210	99.175	69.975	90.611	54.250	84.755	64.741	87.284	101.665	84.640	80.087			
3	T	8.0606	13.4769	3.0081	14.4254	10.4385	7.3070	12.3821	10.1064	6.2255	9.4986	9.1723	104.1014			
	S	74.690	79.024	101.091	71.938	91.967	54.773	83.809	64.293	87.616	94.966	78.051	79.538			
4	T	8.9031	13.4685	3.0109	14.3194	10.4938	7.4170	12.1147	9.9993	6.2744	8.7779	8.4332	103.2122			
	S	67.622	79.073	100.997	72.470	91.483	53.961	85.659	64.982	86.933	102.763	84.892	80.223			
5	T	8.0273	13.4667	3.0160	14.3171	10.5552	7.5831	12.4998	9.9541	6.4210	8.9385	8.5516	103.3304			
	S	75.000	79.084	100.826	72.482	90.950	52.779	83.020	65.277	84.949	100.917	83.716	80.131			
6	T	8.2179	13.7002	3.0267	14.2713	10.4487	7.3512	12.0239	10.0926	6.4462	8.9962	8.6701	103.2450			
	S	73.260	77.736	100.469	72.714	91.877	54.444	86.305	64.381	84.616	100.270	82.572	80.198			
7	T	8.5185	13.6400	2.9909	14.4542	10.5709	7.2386	12.1507	10.0995	6.4391	8.8952	8.4538	103.4514			
	S	70.675	78.079	101.672	71.794	90.815	55.291	85.405	64.337	84.710	101.408	84.685	80.038			
8	T	8.0492	13.4444	3.0399	14.3113	10.6967	7.5998	12.0469	10.1748	6.3778	8.8935	8.5765	103.2108			
	S	74.796	79.215	100.033	72.511	89.747	52.663	86.141	63.861	85.524	101.427	83.473	80.224			
9	T	8.0471	13.5803	3.0198	14.4431	10.5550	7.3234	12.0770	10.0758	6.4257	8.9297	8.6211	103.0980			
	S	74.815	78.422	100.699	71.849	90.952	54.650	85.926	64.488	84.886	101.016	83.042	80.312			
10	T	8.1508	13.8439	3.0237	15.0480	10.8451	7.3938	12.0736	10.0489	6.3802	9.5632	8.6608	105.0320			
	S	73.863	76.929	100.569	68.961	88.519	54.130	85.950	64.661	85.492	94.325	82.661	78.833			
11	T	8.3344	14.1028	3.1901	14.6046	10.6708	7.2667	12.0339	10.2855	6.4585	9.0466	8.5164	104.5103			
	S	72.236	75.517	95.323	71.055	89.965	55.077	86.234	63.174	84.455	99.711	84.062	79.227			
12	T	8.3426	13.4568	3.0280	14.6912	12.8581	7.7977	12.8465	10.3622	6.3887	9.4502	8.9183	108.1403			113.6745
	S	72.165	79.142	100.426	70.636	74.661	51.326	80.779	62.706	85.378	95.453	80.274	76.567			67.237

Event: MX-5 Cup at Barber Motorsports Park

Track: Barber Motorsports Park

Report: Section Data Report

Session: Practice 2

Round 3 / 4

2.3 mile(s)

Battery Tender Global MX-5 Cup

April 19, 2018



Section Data for Car

Report Support Information

Section Legend	
Name	Length
I7 to I8	0.167235 miles
I8 to SF	0.295833 miles
SF to I1	0.084470 miles
I1 to I2	0.288258 miles
I2 to I3A	0.266667 miles
I3A to I3	0.111174 miles
I3 to I4	0.288258 miles
I4 to I5A	0.180492 miles
I5A to I5	0.151515 miles
I5 to I6	0.250568 miles
I6 to I7	0.198864 miles
I2 to I3	0.377841 miles
I4 to I5	0.332008 miles
Lap	2.300000 miles
PI to PO	0.242803 miles
PO to SF	2.198864 miles
SF to PI	2.123106 miles
PO to I2	0.280871 miles
I7 to PI	0.302841 miles
PO to PI	2.038636 miles

Color Legend	
	Fastest Lap
	Section Under Caution
	Section Under Green
	Section Time Data
	Section Speed Data

