

**Event:** NJMP RTI - MX-5 Open Test  
**Track:** New Jersey Motorsports Park  
**Report:** Section Data Report  
**Session:** MX-5 Cup Test Session 1

2.14 mile(s)



**Global Mazda MX-5 Cup**  
**October 9, 2020**

**Section Data for Car 08 - Carter, Michael**

Lap	T/SF to I1	I1 to I2	I2 to I3	I3 to SF	Lap	
1	T	27.2246	23.7847	31.1390	16.6018	98.7501
	S	80.342	74.188	70.286	94.212	78.015
2	T	25.3789	21.9185	31.2635	15.9512	94.5121
	S	86.185	80.505	70.006	98.055	81.513
3	T	25.2603	22.1414	30.9426	15.9757	94.3200
	S	86.589	79.694	70.732	97.904	81.679
4	T	24.9010	21.7805	31.3645	15.9330	93.9790
	S	87.839	81.015	69.781	98.167	81.976
5	T	24.7336	21.7208	30.7188	15.9471	93.1203
	S	88.433	81.238	71.247	98.080	82.732
6	T	24.8611	21.8295	30.7545	15.9608	93.4059
	S	87.980	80.833	71.165	97.996	82.479
7	T	24.8963	21.6953	30.8412	16.0469	93.4797
	S	87.855	81.333	70.965	97.470	82.414
8	T	27.7754	22.5218	30.8836	16.0756	97.2564
	S	78.749	78.348	70.867	97.296	79.213
9	T	25.3754	21.6729	30.8975	16.1847	94.1305
	S	86.197	81.417	70.835	96.640	81.844
10	T	25.1602	21.5932	30.7140	16.1572	93.6246
	S	86.934	81.718	71.259	96.805	82.286
11	T	25.3891	21.6848	31.0585	16.2108	94.3432
	S	86.150	81.372	70.468	96.484	81.659
12	T	25.0992	21.7209	30.6317	16.2067	93.6585
	S	87.145	81.237	71.450	96.509	82.256
13	T	25.0537	21.6351	30.8050	16.1434	93.6372
	S	87.303	81.559	71.048	96.887	82.275
14	T	25.3481	21.8535	31.0221	16.0773	94.3010
	S	86.289	80.744	70.551	97.286	81.696
15	T		23.1829	35.3066		254.0898
	S		76.114	61.989		30.320
16	T		22.0520	31.4163		132.3527
	S		80.017	69.666		58.208
17	T	25.2056	21.6893	30.8350	16.2261	93.9560
	S	86.777	81.356	70.979	96.394	81.996
18	T	25.0119	21.6043	30.6993	16.1724	93.4879
	S	87.449	81.676	71.293	96.714	82.406
19	T	24.9681	21.7481	30.7612	16.2117	93.6891
	S	87.603	81.136	71.149	96.479	82.229

**Event:** NJMP RTI - MX-5 Open Test  
**Track:** New Jersey Motorsports Park  
**Report:** Section Data Report  
**Session:** MX-5 Cup Test Session 1

2.14 mile(s)



**Global Mazda MX-5 Cup**  
**October 9, 2020**

**Section Data for Car 08 - Carter, Michael**

Lap	T/SF to I1	I1 to I2	I2 to I3	I3 to SF	Lap	
20	T	24.9958	21.7412	30.7565	16.2029	93.6964
	S	87.506	81.161	71.160	96.532	82.223
21	T	25.1310	21.6144	30.7924	16.2261	93.7639
	S	87.035	81.637	71.077	96.394	82.164
22	T	25.0219	21.6199	30.7111	16.1766	93.5295
	S	87.414	81.617	71.265	96.688	82.370
23	T	25.1382	21.7338	30.8265	16.2139	93.9124
	S	87.010	81.189	70.999	96.466	82.034
24	T	25.3958	21.6498	30.8352	16.1746	94.0554
	S	86.127	81.504	70.979	96.700	81.909

**Event:** NJMP RTI - MX-5 Open Test  
**Track:** New Jersey Motorsports Park  
**Report:** Section Data Report  
**Session:** MX-5 Cup Test Session 1

2.14 mile(s)



**Global Mazda MX-5 Cup**  
**October 9, 2020**

**Section Data for Car 13 - Noaker, Robert**

Lap	T/SF to I1	I1 to I2	I2 to I3	I3 to SF	Lap	
1	T	28.3767	25.3515	33.6364	17.1821	104.5467
	S	77.080	69.603	65.067	91.030	73.690
2	T	27.2230	23.7207	33.2501	16.4409	100.6347
	S	80.346	74.388	65.823	95.134	76.554
3	T		23.7406	33.1115		710.2546
	S		74.326	66.099		10.847
4	T	28.5457	28.2337	32.8162	16.7765	106.3721
	S	76.624	62.498	66.694	93.231	72.425
5	T		22.9097	32.1852		530.4726
	S		77.022	68.001		14.523
6	T	27.2412	23.5212	32.7800	16.5211	100.0635
	S	80.293	75.019	66.767	94.672	76.991
7	T	25.3044	21.8696	30.6467	16.4950	94.3157
	S	86.438	80.685	71.415	94.822	81.683
8	T	24.8672	21.6914	30.6376	16.2666	93.4628
	S	87.958	81.348	71.436	96.154	82.429
9	T	24.8056	21.7151	30.5457	16.1852	93.2516
	S	88.177	81.259	71.651	96.637	82.615
10	T	24.9620	21.8355	30.6124	16.3674	93.7773
	S	87.624	80.811	71.495	95.561	82.152
11	T	26.7081	27.1619	32.6438	16.3443	102.8581
	S	81.895	64.964	67.046	95.696	74.899

**Event:** NJMP RTI - MX-5 Open Test  
**Track:** New Jersey Motorsports Park  
**Report:** Section Data Report  
**Session:** MX-5 Cup Test Session 1

2.14 mile(s)



**Global Mazda MX-5 Cup**  
**October 9, 2020**

**Section Data for Car 3 - Stout, Robert**

Lap	T/SF to I1	I1 to I2	I2 to I3	I3 to SF	Lap	
1	T	26.3321	22.4146	31.3313	17.1197	97.1977
	S	83.065	78.723	69.855	91.362	79.261
2	T	25.2988	21.9359	30.8779	16.3226	94.4352
	S	86.458	80.441	70.880	95.824	81.580
3	T	25.4647	21.8047	30.7667	16.3005	94.3366
	S	85.894	80.925	71.137	95.954	81.665
4	T	25.3567	21.4659	30.7466	16.2650	93.8342
	S	86.260	82.202	71.183	96.163	82.102
5	T	26.4284	21.8465	31.2256	16.3013	95.8018
	S	82.762	80.770	70.091	95.949	80.416
6	T		22.1855	31.0550		329.8870
	S		79.536	70.476		23.353
7	T	25.1520	21.8402	30.7170	16.3342	94.0434
	S	86.962	80.793	71.252	95.756	81.920
8	T	25.1601	21.6231	30.7171	16.3169	93.8172
	S	86.934	81.605	71.251	95.857	82.117
9	T	25.1633	21.5818	30.7279	16.3030	93.7760
	S	86.923	81.761	71.226	95.939	82.153
10	T	25.9824	22.1653	31.1374	16.3456	95.6307
	S	84.183	79.608	70.290	95.689	80.560
11	T		22.0142	30.9403		245.2221
	S		80.155	70.737		31.416
12	T	25.1346	21.6886	30.9877	16.2980	94.1089
	S	87.022	81.358	70.629	95.968	81.863
13	T	25.0273	21.5310	30.7798	16.2452	93.5833
	S	87.395	81.954	71.106	96.280	82.322
14	T	26.8233	22.3597	31.4355	16.2768	96.8953
	S	81.544	78.916	69.623	96.093	79.509
15	T		22.5494	31.1101		354.2884
	S		78.252	70.351		21.745
16	T	26.4015	21.6846	31.1517	16.2267	95.4645
	S	82.847	81.373	70.257	96.390	80.700
17	T	24.9541	21.5376	30.8045	16.2498	93.5460
	S	87.652	81.929	71.049	96.253	82.355
18	T	24.9756	21.7666	30.5784	16.1700	93.4906
	S	87.576	81.067	71.575	96.728	82.404
19	T	27.3682	22.5002	31.3177	16.1738	97.3599
	S	79.920	78.424	69.885	96.705	79.129

**Event:** NJMP RTI - MX-5 Open Test  
**Track:** New Jersey Motorsports Park  
**Report:** Section Data Report  
**Session:** MX-5 Cup Test Session 1

2.14 mile(s)

Global Mazda MX-5 Cup  
October 9, 2020



**Section Data for Car 3 - Stout, Robert**

Lap	T/SF to I1	I1 to I2	I2 to I3	I3 to SF	Lap	
20	T	24.9306	21.5619	30.6865	16.2966	93.4756
	S	87.734	81.836	71.322	95.977	82.417
21	T	24.9594	21.7085	32.7360	16.1904	95.5943
	S	87.633	81.284	66.857	96.606	80.591

**Event:** NJMP RTI - MX-5 Open Test  
**Track:** New Jersey Motorsports Park  
**Report:** Section Data Report  
**Session:** MX-5 Cup Test Session 1

2.14 mile(s)



**Global Mazda MX-5 Cup**  
**October 9, 2020**

**Section Data for Car 33 - Bachoura, Alex**

Lap	T/SF to I1	I1 to I2	I2 to I3	I3 to SF	Lap	
1	T	27.2613	22.8250	32.0431	17.7837	99.9131
	S	80.234	77.308	68.303	87.951	77.107
2	T	27.2990	22.5333	31.3339	16.4013	97.5675
	S	80.123	78.308	69.849	95.364	78.961
3	T	25.6404	22.8931	31.6884	16.1523	96.3742
	S	85.306	77.078	69.067	96.834	79.938
4	T	25.3730	22.1734	32.3613	16.0557	95.9634
	S	86.205	79.579	67.631	97.417	80.281
5	T	25.9277	22.4784	31.0199	16.1171	95.5431
	S	84.360	78.500	70.556	97.045	80.634
6	T	25.3775	22.2848	30.8130	16.2782	94.7535
	S	86.189	79.182	71.030	96.085	81.306
7	T	25.8251	22.0872	30.9412	16.2231	95.0766
	S	84.696	79.890	70.735	96.411	81.029
8	T	25.5941	22.0794	30.9759	16.2050	94.8544
	S	85.460	79.918	70.656	96.519	81.219
9	T	25.2498	22.0137	30.9321	16.2068	94.4024
	S	86.625	80.157	70.756	96.508	81.608
10	T	26.0055	22.3608	31.4554	16.3316	96.1533
	S	84.108	78.912	69.579	95.771	80.122
11	T		22.7880	31.6658		211.0756
	S		77.433	69.117		36.499
12	T	25.7402	22.3872	31.5060	16.3957	96.0291
	S	84.975	78.819	69.467	95.396	80.226
13	T	25.6262	22.1342	31.4083	16.2946	95.4633
	S	85.353	79.720	69.683	95.988	80.701
14	T	25.3123	22.0084	31.1417	16.2765	94.7389
	S	86.411	80.176	70.280	96.095	81.318
15	T	26.8273	26.0007	33.8516	16.3025	102.9821
	S	81.532	67.865	64.654	95.942	74.809
16	T	27.9834	23.9398	36.7729	16.3042	105.0003
	S	78.163	73.708	59.518	95.932	73.371
17	T	25.7807	22.1286	31.1334	16.3765	95.4192
	S	84.841	79.740	70.299	95.508	80.738
18	T	25.2618	22.0118	30.8855	16.1066	94.2657
	S	86.584	80.164	70.863	97.109	81.726
19	T	25.2376	21.8439	31.0415	16.1374	94.2604
	S	86.667	80.780	70.507	96.923	81.731

**Event:** NJMP RTI - MX-5 Open Test  
**Track:** New Jersey Motorsports Park  
**Report:** Section Data Report  
**Session:** MX-5 Cup Test Session 1

2.14 mile(s)

**Global Mazda MX-5 Cup**  
**October 9, 2020**



**Section Data for Car 33 - Bachoura, Alex**

Lap	T/SF to I1	I1 to I2	I2 to I3	I3 to SF	Lap	
20	T	25.4005	21.9936	31.0081	16.1511	94.5533
	S	86.111	80.230	70.583	96.841	81.478
21	T	25.2319	22.2358	31.1257	16.2157	94.8091
	S	86.687	79.356	70.316	96.455	81.258
22	T	25.7529	21.9340	31.5867	16.2636	95.5372
	S	84.933	80.448	69.290	96.171	80.639
23	T	25.7690	22.2290	31.5694	16.3821	95.9495
	S	84.880	79.380	69.328	95.476	80.292
24	T	25.6786	22.2711	31.3064	16.3696	95.6257
	S	85.179	79.230	69.910	95.549	80.564
25	T	25.8096	22.0730	31.5752	16.3115	95.7693
	S	84.746	79.941	69.315	95.889	80.443
26	T	25.8615	22.1955	32.2758	16.4768	96.8096
	S	84.576	79.500	67.810	94.927	79.579

**Event:** NJMP RTI - MX-5 Open Test  
**Track:** New Jersey Motorsports Park  
**Report:** Section Data Report  
**Session:** MX-5 Cup Test Session 1

2.14 mile(s)



**Global Mazda MX-5 Cup**  
**October 9, 2020**

**Section Data for Car 38 - Williams, Dan (R)**

Lap	T/SF to I1	I1 to I2	I2 to I3	I3 to SF	Lap	
1	T	28.2481	24.5488	33.0250	18.1072	103.9291
	S	77.431	71.879	66.272	86.380	74.127
2	T	29.5628	23.7874	32.5074	16.8044	102.6620
	S	73.987	74.180	67.327	93.076	75.042
3	T		23.1663	31.5327		191.2277
	S		76.169	69.408		40.287
4	T	25.5208	22.2212	31.6275	16.2317	95.6012
	S	85.705	79.408	69.200	96.360	80.585
5	T	25.6759	22.3552	31.8325	16.3530	96.2166
	S	85.188	78.932	68.755	95.646	80.069
6	T	25.7491	22.1384	31.1500	16.3630	95.4005
	S	84.946	79.705	70.261	95.587	80.754
7	T	25.7295	21.9883	31.1001	16.4747	95.2926
	S	85.010	80.249	70.374	94.939	80.846
8	T		22.5244	31.2485		246.7924
	S		78.339	70.040		31.217
9	T	25.3864	22.1091	31.2373	16.3372	95.0700
	S	86.159	79.811	70.065	95.738	81.035
10	T	25.4269	22.0864	31.9623	16.4761	95.9517
	S	86.022	79.893	68.476	94.931	80.290
11	T	25.2235	21.9156	30.9885	16.2555	94.3831
	S	86.716	80.515	70.627	96.219	81.625
12	T	25.3635	22.1633	31.1295	16.2286	94.8849
	S	86.237	79.616	70.307	96.379	81.193
13	T	26.8210	22.1545	32.3001	16.3426	97.6182
	S	81.551	79.647	67.759	95.706	78.920
14	T	25.4705	21.9094	31.0159	16.2460	94.6418
	S	85.875	80.538	70.565	96.275	81.402
15	T	25.2127	21.9927	31.0101	16.1539	94.3694
	S	86.753	80.233	70.578	96.824	81.637
16	T	25.4908	21.9430	30.9552	16.4061	94.7951
	S	85.806	80.415	70.703	95.336	81.270
17	T	25.2263	22.2588	31.1057	16.3740	94.9648
	S	86.706	79.274	70.361	95.523	81.125
18	T	25.3543	22.0520	30.9792	16.4863	94.8718
	S	86.268	80.017	70.649	94.872	81.204
19	T	25.2245	21.9856	31.0484	16.4805	94.7390
	S	86.712	80.259	70.491	94.906	81.318



**Event:** NJMP RTI - MX-5 Open Test  
**Track:** New Jersey Motorsports Park  
**Report:** Section Data Report  
**Session:** MX-5 Cup Test Session 1

2.14 mile(s)

**Global Mazda MX-5 Cup**  
**October 9, 2020**



**Section Data for Car 38 - Williams, Dan (R)**

Lap	T/SF to I1	I1 to I2	I2 to I3	I3 to SF	Lap	
20	T	25.8330	22.1494	31.2831	16.5283	95.7938
	S	84.670	79.666	69.962	94.631	80.423
21	T	25.2881	21.9671	31.2385	16.5031	94.9968
	S	86.494	80.327	70.062	94.776	81.097
22	T	25.3479	22.1384	30.9161	16.5119	94.9143
	S	86.290	79.705	70.793	94.725	81.168
23	T	25.3718	22.1696	31.0056	16.5017	95.0487
	S	86.209	79.593	70.588	94.784	81.053

**Event:** NJMP RTI - MX-5 Open Test  
**Track:** New Jersey Motorsports Park  
**Report:** Section Data Report  
**Session:** MX-5 Cup Test Session 1

2.14 mile(s)



**Global Mazda MX-5 Cup**  
**October 9, 2020**

**Section Data for Car 5 - Wagner, Gresham**

Lap	T/SF to I1	I1 to I2	I2 to I3	I3 to SF	Lap	
1	T	26.1659	22.3436	32.8923	16.8882	98.2900
	S	83.592	78.973	66.539	92.614	78.380
2	T	25.3256	22.0684	31.5711	16.1500	95.1151
	S	86.366	79.958	69.324	96.848	80.997
3	T	25.2057	21.6819	30.9574	16.3345	94.1795
	S	86.777	81.383	70.698	95.754	81.801
4	T	25.2678	22.2440	30.3996	16.5393	94.4507
	S	86.564	79.327	71.996	94.568	81.566
5	T	24.7194	21.8350	30.5941	16.1231	93.2716
	S	88.484	80.813	71.538	97.009	82.597
6	T	24.9654	21.9117	30.7430	16.1222	93.7423
	S	87.612	80.530	71.191	97.015	82.183
7	T	24.8293	21.5682	30.8285	16.4324	93.6584
	S	88.092	81.812	70.994	95.183	82.256
8	T	25.0311	21.7792	30.5652	16.3175	93.6930
	S	87.382	81.020	71.605	95.854	82.226
9	T	28.2233	22.4341	30.5081	16.1176	97.2831
	S	77.499	78.655	71.740	97.042	79.192
10	T	24.7820	21.5713	31.6908	16.2785	94.3226
	S	88.261	81.801	69.062	96.083	81.677
11	T	24.8335	21.7031	30.5173	16.2764	93.3303
	S	88.078	81.304	71.718	96.096	82.546
12	T	24.8877	21.4449	30.9365	16.2397	93.5088
	S	87.886	82.283	70.746	96.313	82.388
13	T		22.1314	30.8251		387.9892
	S		79.730	71.002		19.856
14	T	24.9341	21.7877	31.1990	16.4664	94.3872
	S	87.722	80.988	70.151	94.987	81.621
15	T	24.9789	21.4801	30.6267	16.3524	93.4381
	S	87.565	82.148	71.462	95.649	82.450
16	T	24.7932	22.1746	36.7065	16.4080	100.0823
	S	88.221	79.575	59.625	95.325	76.977
17	T	25.0345	21.9157	31.3609	16.3967	94.7078
	S	87.370	80.515	69.789	95.391	81.345
18	T	25.4065	21.7298	30.7231	16.3991	94.2585
	S	86.091	81.204	71.237	95.377	81.733
19	T	26.2720	25.7423	41.5503	16.4477	110.0123
	S	83.255	68.547	52.674	95.095	70.029

**Event:** NJMP RTI - MX-5 Open Test  
**Track:** New Jersey Motorsports Park  
**Report:** Section Data Report  
**Session:** MX-5 Cup Test Session 1

2.14 mile(s)



**Global Mazda MX-5 Cup**  
**October 9, 2020**

**Section Data for Car 63 - Hixon, Bryan**

Lap	T/SF to I1	I1 to I2	I2 to I3	I3 to SF	Lap	
1	T	27.2106	23.2319	31.8583	16.4794	98.7802
	S	80.383	75.954	68.699	94.912	77.991
2	T	26.9469	22.4479	32.7673	16.6277	98.7898
	S	81.170	78.606	66.793	94.065	77.984
3	T	26.7040	22.4635	31.4602	16.3571	96.9848
	S	81.908	78.552	69.568	95.622	79.435
4	T	26.7521	22.0199	31.4030	16.3747	96.5497
	S	81.761	80.134	69.695	95.519	79.793
5	T	26.4953	22.0768	31.1721	16.2855	96.0297
	S	82.553	79.928	70.211	96.042	80.225
6	T	26.4336	22.3826	31.7096	16.2455	96.7713
	S	82.746	78.836	69.021	96.278	79.610
7	T		22.2758	31.1870		178.3953
	S		79.214	70.178		43.185
8	T	26.4216	21.8647	31.3024	16.2435	95.8322
	S	82.784	80.703	69.919	96.290	80.391
9	T	26.7179	22.6172	31.5297	16.2459	97.1107
	S	81.865	78.018	69.415	96.276	79.332
10	T	25.7360	21.9420	31.2499	16.1596	95.0875
	S	84.989	80.419	70.037	96.790	81.020
11	T	25.9167	22.5919	31.2237	16.2186	95.9509
	S	84.396	78.105	70.095	96.438	80.291
12	T	25.4768	21.8156	31.0669	16.0493	94.4086
	S	85.854	80.885	70.449	97.455	81.603
13	T	25.4403	22.0457	31.1210	16.0176	94.6246
	S	85.977	80.040	70.327	97.648	81.416
14	T	26.1094	21.9933	31.3809	16.0580	95.5416
	S	83.773	80.231	69.744	97.403	80.635
15	T	26.3124	21.9605	31.2716	16.2717	95.8162
	S	83.127	80.351	69.988	96.123	80.404
16	T	26.2843	21.7582	31.4350	16.7147	96.1922
	S	83.216	81.098	69.624	93.576	80.090
17	T	25.8061	21.8982	31.3272	16.1330	95.1645
	S	84.758	80.579	69.864	96.950	80.955
18	T	25.6532	21.9164	31.5530	16.2862	95.4088
	S	85.263	80.513	69.364	96.038	80.747
19	T	26.1113	22.1257	31.2608	16.2421	95.7399
	S	83.767	79.751	70.012	96.299	80.468

**Event:** NJMP RTI - MX-5 Open Test  
**Track:** New Jersey Motorsports Park  
**Report:** Section Data Report  
**Session:** MX-5 Cup Test Session 1

2.14 mile(s)

**Global Mazda MX-5 Cup**  
**October 9, 2020**



**Section Data for Car 63 - Hixon, Bryan**

Lap	T/SF to I1	I1 to I2	I2 to I3	I3 to SF	Lap	
20	T		22.8165	31.9319	226.4214	
	S		77.336	68.541	34.025	
21	T	25.9959	22.2735	31.4418	16.6057	96.3169
	S	84.139	79.222	69.609	94.190	79.986
22	T	25.5670	22.0197	31.8306	16.1914	95.6087
	S	85.551	80.135	68.759	96.600	80.578
23	T	25.6288	22.1598	31.7183	16.1132	95.6201
	S	85.344	79.628	69.002	97.069	80.569
24	T	26.0229	21.7541	31.4540	16.3315	95.5625
	S	84.052	81.113	69.582	95.771	80.617
25	T	25.8879	22.5158	32.2522	16.0616	
	S	84.490	78.369	67.860	97.381	

Event: NJMP RTI - MX-5 Open Test  
Track: New Jersey Motorsports Park  
Report: Section Data Report  
Session: MX-5 Cup Test Session 1

2.14 mile(s)



Global Mazda MX-5 Cup  
October 9, 2020

Section Data for Car 68 - Geesbreght, John (R)

Lap	T/SF to I1	I1 to I2	I2 to I3	I3 to SF	Lap	
1	T	27.9074	22.6352	31.8021	16.9768	99.3215
	S	78.376	77.956	68.820	92.131	77.566
2	T	26.4953	22.4888	33.0150	16.4198	98.4189
	S	82.553	78.463	66.292	95.256	78.278
3	T	25.3670	22.2008	31.0582	16.3095	94.9355
	S	86.225	79.481	70.469	95.901	81.150
4	T	25.3335	22.0160	31.3928	16.1163	94.8586
	S	86.339	80.148	69.718	97.050	81.216
5	T	40.8806	22.2700	31.7897	16.1790	111.1193
	S	53.504	79.234	68.847	96.674	69.331
6	T	26.4850	22.1086	31.4014	16.2820	96.2770
	S	82.585	79.813	69.699	96.063	80.019
7	T	25.3405	21.9733	30.9549	16.3193	94.5880
	S	86.315	80.304	70.704	95.843	81.448
8	T	25.5082	22.0208	31.3384	16.3794	95.2468
	S	85.748	80.131	69.839	95.491	80.885
9	T		22.0735	31.5212		129.2699
	S		79.940	69.434		59.596
10	T	25.7749	21.8313	31.5878	16.5435	95.7375
	S	84.861	80.826	69.287	94.544	80.470
11	T	25.9869	22.0318	31.3527	16.4986	95.8700
	S	84.168	80.091	69.807	94.801	80.359
12	T	26.0159	22.3177	31.5091	16.4512	96.2939
	S	84.074	79.065	69.460	95.075	80.005
13	T	25.5925	22.1568	32.0665	16.3965	96.2123
	S	85.465	79.639	68.253	95.392	80.073
14	T	25.6052	22.0018	31.4897	16.6207	95.7174
	S	85.423	80.200	69.503	94.105	80.487
15	T		22.7121	31.7716		370.1684
	S		77.692	68.887		20.812
16	T	25.4825	22.1786	31.2433	16.3113	95.2157
	S	85.834	79.561	70.051	95.890	80.911
17	T	25.9244	21.8969	31.7224	16.3554	95.8991
	S	84.371	80.584	68.993	95.631	80.334
18	T	25.6869	21.8998	32.1012	16.4845	96.1724
	S	85.151	80.574	68.179	94.883	80.106
19	T	25.8094	22.1997	31.9749	16.4766	96.4606
	S	84.747	79.485	68.449	94.928	79.867

**Event:** NJMP RTI - MX-5 Open Test  
**Track:** New Jersey Motorsports Park  
**Report:** Section Data Report  
**Session:** MX-5 Cup Test Session 1

2.14 mile(s)



**Global Mazda MX-5 Cup**  
**October 9, 2020**

**Section Data for Car 68 - Geesbreght, John (R)**

Lap	T/SF to I1	I1 to I2	I2 to I3	I3 to SF	Lap	
20	T	25.5979	21.9355	32.1921	16.4643	96.1898
	S	85.447	80.442	67.987	94.999	80.092
21	T	25.6940	21.7780	31.6912	16.4863	95.6495
	S	85.128	81.024	69.061	94.872	80.544
22	T	25.7119	22.0344	31.6874	16.4776	95.9113
	S	85.068	80.081	69.070	94.922	80.324
23	T	25.6665	22.0001	31.5955	16.4454	95.7075
	S	85.219	80.206	69.271	95.108	80.495
24	T	25.6159	22.1511	32.9472	16.4290	97.1432
	S	85.387	79.659	66.429	95.203	79.306

**Event:** NJMP RTI - MX-5 Open Test  
**Track:** New Jersey Motorsports Park  
**Report:** Section Data Report  
**Session:** MX-5 Cup Test Session 1

2.14 mile(s)



**Global Mazda MX-5 Cup**  
**October 9, 2020**

**Section Data for Car 76 - Dirks, Matthew (R)**

Lap	T/SF to I1	I1 to I2	I2 to I3	I3 to SF	Lap	
1	T	26.4894	22.7318	31.8256	16.7900	97.8368
	S	82.572	77.625	68.770	93.156	78.743
2	T	27.8794	22.5191	31.4860	16.2621	98.1466
	S	78.455	78.358	69.511	96.180	78.495
3	T	25.9755	22.5568	31.4356	16.1577	96.1256
	S	84.205	78.227	69.623	96.802	80.145
4	T	25.4617	21.9066	31.2248	16.2705	94.8636
	S	85.904	80.549	70.093	96.130	81.211
5	T	25.5019	21.9157	31.1617	16.0984	94.6777
	S	85.769	80.515	70.235	97.158	81.371
6	T	25.3758	22.5730	31.1229	16.2546	95.3263
	S	86.195	78.171	70.322	96.225	80.817
7	T	25.1084	22.1433	31.3009	16.0943	94.6469
	S	87.113	79.688	69.922	97.183	81.397
8	T	25.1721	21.7522	31.3558	16.3420	94.6221
	S	86.893	81.120	69.800	95.710	81.419
9	T		22.3136	31.2475		366.7238
	S		79.079	70.042		21.008
10	T	25.1851	21.7873	30.9457	16.2568	94.1749
	S	86.848	80.990	70.725	96.211	81.805
11	T	24.9537	22.2044	30.9657	16.1656	94.2894
	S	87.653	79.468	70.679	96.754	81.706
12	T	25.3409	21.8848	30.9191	16.1355	94.2803
	S	86.314	80.629	70.786	96.935	81.714
13	T	24.9907	21.7576	31.5925	16.2741	94.6149
	S	87.523	81.100	69.277	96.109	81.425
14	T		22.0355	30.9992		262.3293
	S		80.077	70.603		29.368
15	T	25.6902	22.0564	32.2461	16.2609	96.2536
	S	85.140	80.002	67.873	96.187	80.039
16	T	25.0192	21.6518	31.0102	17.0682	94.7494
	S	87.424	81.496	70.578	91.638	81.309
17	T	24.8607	21.9714	31.3478	16.2480	94.4279
	S	87.981	80.311	69.818	96.264	81.586

**Event:** NJMP RTI - MX-5 Open Test  
**Track:** New Jersey Motorsports Park  
**Report:** Section Data Report  
**Session:** MX-5 Cup Test Session 1

2.14 mile(s)



**Global Mazda MX-5 Cup**  
**October 9, 2020**

**Section Data for Car 77 - Oxner, Luke**

Lap	T/SF to I1	I1 to I2	I2 to I3	I3 to SF	Lap	
1	T	26.4636	22.4552	31.1716	16.7282	96.8186
	S	82.652	78.581	70.213	93.500	79.571
2	T	25.6159	21.8430	31.0382	16.3838	94.8809
	S	85.387	80.783	70.514	95.466	81.197
3	T	25.3294	21.7451	30.6336	17.4430	95.1511
	S	86.353	81.147	71.446	89.669	80.966
4	T	25.1604	21.6703	30.4917	16.2976	93.6200
	S	86.933	81.427	71.778	95.971	82.290
5	T	24.9819	21.5408	30.9670	16.5852	94.0749
	S	87.554	81.916	70.676	94.306	81.892
6	T	26.5513	21.9192	31.0871	16.2806	95.8382
	S	82.379	80.502	70.403	96.071	80.385
7	T	24.9560	21.5610	31.0347	16.3623	93.9140
	S	87.645	81.840	70.522	95.591	82.032
8	T	24.8934	21.9658	30.9455	16.2176	94.0223
	S	87.866	80.331	70.726	96.444	81.938
9	T	25.1263	21.9771	31.7939	16.4518	95.3491
	S	87.051	80.290	68.838	95.071	80.798
10	T		24.0374	30.8964		340.3108
	S		73.408	70.838		22.638
11	T	25.0635	21.7758	30.7197	16.2588	93.8178
	S	87.269	81.032	71.245	96.200	82.117
12	T	24.9380	23.0724	31.5000	16.1526	95.6630
	S	87.708	76.479	69.481	96.832	80.533
13	T		21.7224	31.1216		303.2272
	S		81.232	70.325		25.407
14	T	25.5324	21.6327	30.9759	16.3394	94.4804
	S	85.667	81.568	70.656	95.725	81.541
15	T	24.8880	21.8311	31.0643	16.3315	94.1149
	S	87.885	80.827	70.455	95.771	81.857
16	T	25.0296	21.6722	30.7521	16.2328	93.6867
	S	87.387	81.420	71.170	96.354	82.232
17	T	25.1453	21.8453	30.9094	16.3170	94.2170
	S	86.985	80.775	70.808	95.857	81.769
18	T	25.0370	21.7891	31.2223	16.5032	94.5516
	S	87.362	80.983	70.098	94.775	81.479
19	T	25.1678	21.8997	31.2641	16.4156	94.7472
	S	86.908	80.574	70.005	95.281	81.311



**Event:** NJMP RTI - MX-5 Open Test  
**Track:** New Jersey Motorsports Park  
**Report:** Section Data Report  
**Session:** MX-5 Cup Test Session 1

2.14 mile(s)



**Global Mazda MX-5 Cup**  
**October 9, 2020**

**Section Data for Car 87 - Rollan, Selin**

Lap	T/SF to I1	I1 to I2	I2 to I3	I3 to SF	Lap	
1	T	25.9697	22.6788	30.9326	16.3463	95.9274
	S	84.224	77.806	70.755	95.685	80.311
2	T	24.9753	21.5244	31.2368	16.2031	93.9396
	S	87.577	81.979	70.066	96.530	82.010
3	T	25.4533	22.6230	30.6931	15.9694	94.7388
	S	85.933	77.998	71.307	97.943	81.318
4	T	24.7750	21.7064	30.6519	16.1394	93.2727
	S	88.285	81.291	71.403	96.911	82.597
5	T	24.7399	21.6855	30.6527	16.4047	93.4828
	S	88.411	81.370	71.401	95.344	82.411
6	T	24.6421	21.5674	30.6446	16.2618	93.1159
	S	88.762	81.815	71.420	96.182	82.736
7	T	24.7227	21.7280	30.5867	16.3224	93.3598
	S	88.472	81.211	71.555	95.825	82.519
8	T	24.7257	21.4018	30.7182	16.3197	93.1654
	S	88.462	82.448	71.249	95.841	82.692
9	T	24.9188	22.2212	32.9089	16.3681	96.4170
	S	87.776	79.408	66.506	95.557	79.903
10	T		21.6681	30.8453		177.2208
	S		81.435	70.955		43.471
11	T	25.0846	21.7270	30.6237	16.1886	93.6239
	S	87.196	81.214	71.469	96.617	82.287
12	T	25.4690	21.8070	30.7127	16.0962	94.0849
	S	85.880	80.916	71.262	97.171	81.883
13	T	24.7868	21.5249	30.5790	16.2263	93.1170
	S	88.243	81.977	71.573	96.392	82.735
14	T	24.7925	21.6589	30.6509	16.2461	93.3484
	S	88.223	81.470	71.405	96.275	82.530
15	T	24.8388	21.5015	30.6473	16.2525	93.2401
	S	88.059	82.066	71.414	96.237	82.625
16	T	26.7020	22.1623	31.1259	16.2779	96.2681
	S	81.914	79.619	70.316	96.087	80.027
17	T	24.7787	21.5472	30.9314	16.3104	93.5677
	S	88.272	81.892	70.758	95.895	82.336
18	T	24.9367	21.8117	30.8213	16.3633	93.9330
	S	87.713	80.899	71.011	95.585	82.016
19	T	25.5188	21.7268	31.3036	16.1372	94.6864
	S	85.712	81.215	69.916	96.925	81.363

**Event:** NJMP RTI - MX-5 Open Test  
**Track:** New Jersey Motorsports Park  
**Report:** Section Data Report  
**Session:** MX-5 Cup Test Session 1

2.14 mile(s)

**Global Mazda MX-5 Cup**  
**October 9, 2020**



**Section Data for Car 87 - Rollan, Selin**

Lap	T/SF to I1	I1 to I2	I2 to I3	I3 to SF	Lap	
20	T	25.0256	21.9620	31.0749	16.4405	94.5030
	S	87.401	80.345	70.431	95.136	81.521
21	T		21.7395	30.6899		238.2105
	S		81.168	71.315		32.341
22	T	24.7618	21.5979	30.6732	16.0776	93.1105
	S	88.333	81.700	71.353	97.284	82.740
23	T	24.9224	21.7177	30.9559	16.2907	93.8867
	S	87.763	81.249	70.702	96.011	82.056
24	T	24.9922	21.7332	31.3049	16.3149	94.3452
	S	87.518	81.191	69.914	95.869	81.658

**Event:** NJMP RTI - MX-5 Open Test  
**Track:** New Jersey Motorsports Park  
**Report:** Section Data Report  
**Session:** MX-5 Cup Test Session 1

2.14 mile(s)



**Global Mazda MX-5 Cup**  
**October 9, 2020**

**Section Data for Car 9 - Piscitell, Justin**

Lap	T/SF to I1	I1 to I2	I2 to I3	I3 to SF	Lap	
1	T	26.4308	22.1237	31.7245	16.5216	96.8006
	S	82.755	79.758	68.989	94.669	79.586
2	T	26.0825	22.2228	30.6637	16.4338	95.4028
	S	83.860	79.402	71.375	95.175	80.752
3	T	25.5344	21.9084	30.6895	16.4776	94.6099
	S	85.660	80.542	71.315	94.922	81.429
4	T	25.5632	21.8398	30.7237	16.3343	94.4610
	S	85.563	80.795	71.236	95.755	81.557
5	T	25.3517	21.9920	30.7376	16.4337	94.5150
	S	86.277	80.236	71.204	95.176	81.511
6	T	25.2769	21.8670	30.7175	16.3505	94.2119
	S	86.532	80.694	71.250	95.660	81.773
7	T		23.0047	31.3388		192.6049
	S		76.704	69.838		39.999
8	T	25.2292	21.6580	30.6540	16.3690	93.9102
	S	86.696	81.473	71.398	95.552	82.036
9	T	25.1880	21.5397	30.8148	16.2149	93.7574
	S	86.838	81.921	71.025	96.460	82.170
10	T	25.1286	21.7654	30.7318	16.3481	93.9739
	S	87.043	81.071	71.217	95.674	81.980
11	T	25.2090	21.7018	30.7153	16.2959	93.9220
	S	86.766	81.309	71.256	95.981	82.026
12	T	24.8772	21.6782	30.6576	16.2879	93.5009
	S	87.923	81.397	71.390	96.028	82.395
13	T	25.2332	22.0403	30.8943	16.2858	94.4536
	S	86.682	80.060	70.843	96.040	81.564
14	T	24.8841	21.6263	31.0781	16.3266	93.9151
	S	87.898	81.593	70.424	95.800	82.032
15	T	25.1100	21.9973	30.9815	16.2930	94.3818
	S	87.108	80.216	70.643	95.998	81.626
16	T	25.2263	21.6636	31.0175	16.4406	94.3480
	S	86.706	81.452	70.561	95.136	81.655
17	T	24.9986	21.5641	30.8035	16.3777	93.7439
	S	87.496	81.828	71.052	95.501	82.181
18	T	25.1908	21.7358	31.0757	16.2791	94.2814
	S	86.828	81.182	70.429	96.080	81.713
19	T	24.9573	21.8833	31.0730	16.2257	94.1393
	S	87.641	80.634	70.435	96.396	81.836

**Event:** NJMP RTI - MX-5 Open Test  
**Track:** New Jersey Motorsports Park  
**Report:** Section Data Report  
**Session:** MX-5 Cup Test Session 1

2.14 mile(s)

**Global Mazda MX-5 Cup**  
**October 9, 2020**



**Section Data for Car 9 - Piscitell, Justin**

Lap	T/SF to I1	I1 to I2	I2 to I3	I3 to SF	Lap	
20	T		22.8731	31.9161	244.9392	
	S		77.145	68.575	31.453	
21	T	25.5878	21.8714	31.1726	16.6666	95.2984
	S	85.481	80.678	70.210	93.846	80.841
22	T	24.9568	22.0112	31.0420	16.2080	94.2180
	S	87.642	80.166	70.506	96.501	81.768
23	T	25.0841	21.6814	31.0500	16.2362	94.0517
	S	87.198	81.385	70.487	96.334	81.912
24	T	26.2966	21.8889	31.3223	19.8539	99.3617
	S	83.177	80.614	69.875	78.780	77.535
25	T	25.4655	22.0070	31.8774	16.2695	
	S	85.892	80.181	68.658	96.136	

**Event:** NJMP RTI - MX-5 Open Test  
**Track:** New Jersey Motorsports Park  
**Report:** Section Data Report  
**Session:** MX-5 Cup Test Session 1

2.14 mile(s)



**Global Mazda MX-5 Cup**  
**October 9, 2020**

**Section Data for Car 96 - Thomas, Jared (R)**

Lap	T/SF to I1	I1 to I2	I2 to I3	I3 to SF	Lap	
1	T	27.9166	22.7367	32.2915	17.2213	100.1661
	S	78.350	77.608	67.777	90.823	76.912
2	T	27.7660	22.1864	31.4240	16.7540	98.1304
	S	78.775	79.533	69.649	93.356	78.508
3	T	25.9804	22.0072	31.3851	16.5057	95.8784
	S	84.189	80.180	69.735	94.761	80.352
4	T	25.4877	21.7643	30.9159	16.3196	94.4875
	S	85.817	81.075	70.793	95.841	81.535
5	T	25.7460	22.0181	31.0971	16.2772	95.1384
	S	84.956	80.141	70.381	96.091	80.977
6	T	25.3526	21.8058	30.8951	16.3242	94.3777
	S	86.274	80.921	70.841	95.814	81.629
7	T	25.2897	21.8918	30.7740	16.2807	94.2362
	S	86.489	80.603	71.120	96.070	81.752
8	T	25.2123	21.7492	30.8433	16.3029	94.1077
	S	86.754	81.132	70.960	95.939	81.864
9	T	25.5874	21.8154	30.9021	16.2285	94.5334
	S	85.482	80.885	70.825	96.379	81.495
10	T	25.2411	21.7421	30.9149	16.2311	94.1292
	S	86.655	81.158	70.796	96.364	81.845
11	T	25.4645	21.7695	31.2299	16.2470	94.7109
	S	85.895	81.056	70.081	96.270	81.342
12	T	25.3642	21.7669	31.1153	16.2956	94.5420
	S	86.235	81.066	70.340	95.982	81.488
13	T	25.7313	21.8639	31.3608	16.1738	95.1298
	S	85.004	80.706	69.789	96.705	80.984
14	T	25.3683	21.7587	31.1049	16.2717	94.5036
	S	86.221	81.096	70.363	96.123	81.521
15	T	25.5698	21.9357	31.5267	16.3587	95.3909
	S	85.541	80.442	69.422	95.612	80.762
16	T	26.2637	22.4218	31.7510	16.3882	96.8247
	S	83.281	78.698	68.931	95.440	79.566
17	T	25.7679	21.9065	31.5482	16.3925	95.6151
	S	84.884	80.549	69.374	95.415	80.573
18	T		22.0014	31.3110		244.3152
	S		80.202	69.900		31.533
19	T	25.3704	21.8380	31.2725	16.6456	95.1265
	S	86.214	80.802	69.986	93.964	80.987

**Event:** NJMP RTI - MX-5 Open Test  
**Track:** New Jersey Motorsports Park  
**Report:** Section Data Report  
**Session:** MX-5 Cup Test Session 1

2.14 mile(s)

Global Mazda MX-5 Cup  
October 9, 2020



**Section Data for Car 96 - Thomas, Jared (R)**

Lap	T/SF to I1	I1 to I2	I2 to I3	I3 to SF	Lap	
20	T	25.4948	22.5248	31.3894	16.3813	95.7903
	S	85.793	78.338	69.725	95.480	80.426
21	T	25.4582	21.8547	31.4072	16.3729	95.0930
	S	85.916	80.740	69.686	95.529	81.015
22	T	26.2831	22.0214	31.7861	16.2971	96.3877
	S	83.220	80.129	68.855	95.974	79.927
23	T	25.7437	22.7075	32.2683	16.4021	97.1216
	S	84.963	77.708	67.826	95.359	79.323

**Event:** NJMP RTI - MX-5 Open Test  
**Track:** New Jersey Motorsports Park  
**Report:** Section Data Report  
**Session:** MX-5 Cup Test Session 1

2.14 mile(s)



**Global Mazda MX-5 Cup**  
**October 9, 2020**

**Section Data for Car 98 - Robillard, Jackson**

Lap	T/SF to I1	I1 to I2	I2 to I3	I3 to SF	Lap	
1	T		23.9927	33.5441	202.5262	
	S		73.545	65.247	38.040	
2	T	27.3446	23.2210	32.0706	16.6113	99.2475
	S	79.989	75.989	68.244	94.158	77.624
3	T	27.7713	23.2305	31.6681	16.5516	99.2215
	S	78.760	75.958	69.112	94.498	77.644
4	T	26.5585	22.4692	31.7725	16.5972	97.3974
	S	82.357	78.532	68.885	94.238	79.099
5	T	27.3036	22.7832	31.8284	16.3608	98.2760
	S	80.109	77.449	68.764	95.600	78.391
6	T	26.2568	22.6435	31.6894	16.4635	97.0532
	S	83.303	77.927	69.065	95.004	79.379
7	T	26.1396	22.4144	31.1378	16.5749	96.2667
	S	83.677	78.724	70.289	94.365	80.028
8	T	26.0902	22.1574	31.0911	16.3773	95.7160
	S	83.835	79.637	70.394	95.504	80.488
9	T		22.9520	31.7452		206.4860
	S		76.880	68.944		37.310
10	T	26.3340	22.4966	31.4814	16.4968	96.8088
	S	83.059	78.436	69.522	94.812	79.580
11	T	26.4394	22.1541	31.2713	16.4212	96.2860
	S	82.728	79.649	69.989	95.248	80.012
12	T	26.0529	22.0692	31.2273	16.4320	95.7814
	S	83.955	79.955	70.087	95.186	80.433
13	T	25.9852	22.2437	31.0947	16.5319	95.8555
	S	84.174	79.328	70.386	94.610	80.371
14	T	25.9891	22.2027	31.3535	16.4326	95.9779
	S	84.161	79.474	69.805	95.182	80.268
15	T	26.0211	22.2664	31.3345	16.4064	96.0284
	S	84.058	79.247	69.847	95.334	80.226
16	T	25.9947	22.1127	31.3143	16.4147	95.8364
	S	84.143	79.798	69.893	95.286	80.387
17	T	25.7902	21.9859	31.2774	16.4240	95.4775
	S	84.810	80.258	69.975	95.232	80.689
18	T	25.7178	22.2457	31.2687	16.2857	95.5179
	S	85.049	79.321	69.994	96.041	80.655
19	T	25.7241	21.9772	31.1629	16.4949	95.3591
	S	85.028	80.290	70.232	94.823	80.789

**Event:** NJMP RTI - MX-5 Open Test  
**Track:** New Jersey Motorsports Park  
**Report:** Section Data Report  
**Session:** MX-5 Cup Test Session 1

2.14 mile(s)

Global Mazda MX-5 Cup  
October 9, 2020



**Section Data for Car 98 - Robillard, Jackson**

Lap	T/SF to I1	I1 to I2	I2 to I3	I3 to SF	Lap	
20	T	25.6417	22.1656	31.1069	16.4255	95.3397
	S	85.301	79.607	70.359	95.223	80.806
21	T	25.7748	21.9516	31.6806	16.3996	95.8066
	S	84.861	80.383	69.084	95.374	80.412
22	T	25.9119	22.1556	31.5551	16.4708	96.0934
	S	84.412	79.643	69.359	94.961	80.172
23	T	26.0496	22.3407	31.5405	16.4818	96.4126
	S	83.966	78.983	69.391	94.898	79.907
24	T	26.1177	22.3182	31.6646	16.5093	96.6098
	S	83.747	79.063	69.119	94.740	79.743



**Event:** NJMP RTI - MX-5 Open Test  
**Track:** New Jersey Motorsports Park  
**Report:** Section Data Report  
**Session:** MX-5 Cup Test Session 1

2.14 mile(s)








**Global Mazda MX-5 Cup**  
**October 9, 2020**

Section Data for Car

Report Support Information

Section Legend	
Name	Length
SF to I1	0.607576 miles
I1 to I2	0.490152 miles
I2 to I3	0.607955 miles
I3 to SF	0.434470 miles
Lap	2.140000 miles
SFP to I1	0.607576 miles
I3 to SFP	0.434470 miles

Color Legend	
	Fastest Lap
	Section Under Caution
	Section Under Green
	Section Time Data
	Section Speed Data

