

Event: Global MX-5 Cup at NJMP Thunderbolt
Track: New Jersey Motorsports Park
Report: Section Data Report
Session: Practice 1

Round 9 / 10
2.14 mile(s)

Global Mazda MX-5 Cup
October 10, 2020



Section Data for Car 08 - Carter, Michael

Lap	T/SF to I1	I1 to I2	I2 to I3	I3 to SF	Lap	
1	T	24.9759	21.6356	30.5575	15.9621	93.1311
	S	87.575	81.558	71.624	97.988	82.722
2	T	24.8887	22.5455	30.5028	15.8649	93.8019
	S	87.882	78.266	71.752	98.588	82.131
3	T	24.5144	21.4732	30.0203	15.9294	91.9373
	S	89.224	82.174	72.905	98.189	83.796
4	T	25.7379	21.4730	30.8584	15.8089	93.8782
	S	84.983	82.175	70.925	98.937	82.064
5	T	24.7755	21.5624	31.8411	16.3841	94.5631
	S	88.284	81.834	68.736	95.464	81.469
6	T	24.7829	21.5692	32.2112	15.9958	94.5591
	S	88.257	81.809	67.946	97.781	81.473
7	T	24.7337	21.7214	30.9729	15.9550	93.3830
	S	88.433	81.235	70.663	98.031	82.499
8	T		21.9925	30.8439		497.3226
	S		80.234	70.958		15.491
9	T	24.8864	21.6523	30.7109	16.2545	93.5041
	S	87.890	81.495	71.266	96.225	82.392
10	T	24.8378	21.5689	30.6296	16.2365	93.2728
	S	88.062	81.810	71.455	96.332	82.596
11	T	24.5619	21.4409	30.4569	16.0620	92.5217
	S	89.051	82.298	71.860	97.378	83.267
12	T	24.9074	21.4914	30.6500	15.9418	92.9906
	S	87.816	82.105	71.407	98.113	82.847
13	T	24.9236	21.5645	30.6186	16.2221	93.3288
	S	87.759	81.826	71.481	96.417	82.547
14	T	24.7823	21.7052	30.6684	16.2362	93.3921
	S	88.259	81.296	71.365	96.334	82.491
15	T	25.0744	21.6398	30.8462	16.2351	93.7955
	S	87.231	81.542	70.953	96.340	82.136
16	T	25.6704	21.9185	32.0629	16.1442	95.7960
	S	85.206	80.505	68.261	96.883	80.421
17	T	25.1406	21.7087	31.7029	16.2289	94.7811
	S	87.002	81.283	69.036	96.377	81.282

Event: **Global MX-5 Cup at NJMP Thunderbolt**
Track: **New Jersey Motorsports Park**
Report: **Section Data Report**
Session: **Practice 1**

Round 9 / 10
2.14 mile(s)

Global Mazda MX-5 Cup
October 10, 2020



Section Data for Car 13 - Noaker, Robert

Lap	T/SF to I1	I1 to I2	I2 to I3	I3 to SF	Lap
1	T 25.5136	21.9811	30.8466	16.3537	94.6950
	S 85.730	80.276	70.952	95.641	81.356
2	T 25.0241	21.7103	30.7874	16.2555	93.7773
	S 87.407	81.277	71.089	96.219	82.152
3	T 24.8384	21.7856	30.5442	16.2294	93.3976
	S 88.060	80.996	71.655	96.374	82.486
4	T 24.8342	21.5617	30.7900	16.1594	93.3453
	S 88.075	81.837	71.083	96.791	82.532
5	T	21.7717	30.8381		197.8055
	S		81.048	70.972	38.947
6	T 24.7702	21.5691	30.5753	16.1238	93.0384
	S 88.303	81.809	71.582	97.005	82.805
7	T 24.8046	21.5663	30.9002	16.0460	93.3171
	S 88.180	81.820	70.829	97.475	82.557
8	T 25.5204	21.7745	30.8524	16.2391	94.3864
	S 85.707	81.037	70.939	96.316	81.622
9	T	22.0402	31.0510		321.1269
	S		80.060	70.485	23.991
10	T 25.0325	21.7611	30.8613	16.2600	93.9149
	S 87.377	81.087	70.918	96.193	82.032
11	T 24.8911	21.6765	30.9775	16.2315	93.7766
	S 87.874	81.404	70.652	96.361	82.153
12	T 24.9118	21.9852	31.3934	16.2515	94.5419
	S 87.801	80.261	69.716	96.243	81.488
13	T	24.3015	32.3967		351.0429
	S		72.611	67.557	21.946
14	T 25.4338	21.9957	31.0682	16.4071	94.9048
	S 85.999	80.222	70.446	95.330	81.176
15	T 24.8241	21.7268	30.6566	16.2209	93.4284
	S 88.111	81.215	71.392	96.424	82.459
16	T 24.6117	21.4912	30.6545	16.1410	92.8984
	S 88.871	82.105	71.397	96.902	82.929
17	T 24.6750	21.4922	30.7184	16.1235	93.0091
	S 88.643	82.102	71.248	97.007	82.831
18	T 24.6583	21.6458	30.5428	16.1035	92.9504
	S 88.703	81.519	71.658	97.127	82.883
19	T 24.6893	21.6831	30.7636	15.9949	93.1309
	S 88.592	81.379	71.144	97.787	82.722

Event: Global MX-5 Cup at NJMP Thunderbolt

Round 9 / 10

Track: New Jersey Motorsports Park

2.14 mile(s)

Report: Section Data Report

Global Mazda MX-5 Cup

Session: Practice 1

October 10, 2020



Section Data for Car 13 - Noaker, Robert

Lap	T/SF to I1	I1 to I2	I2 to I3	I3 to SF	Lap	
20	T	25.0772	21.5496	30.8597	16.2041	93.6906
	S	87.222	81.883	70.922	96.524	82.228

Event: Global MX-5 Cup at NJMP Thunderbolt
Track: New Jersey Motorsports Park
Report: Section Data Report
Session: Practice 1

Round 9 / 10
2.14 mile(s)

Global Mazda MX-5 Cup
October 10, 2020



Section Data for Car 3 - Stout, Robert

Lap	T/SF to I1	I1 to I2	I2 to I3	I3 to SF	Lap	
1	T	25.3033	21.7746	31.2071	16.3225	94.6075
	S	86.442	81.037	70.133	95.824	81.431
2	T	25.0046	21.6932	30.6791	16.2651	93.6420
	S	87.475	81.341	71.340	96.162	82.271
3	T	25.1247	21.4255	30.4210	16.1916	93.1628
	S	87.057	82.357	71.945	96.599	82.694
4	T	26.7393	21.6068	30.7203	16.0749	95.1413
	S	81.800	81.666	71.244	97.300	80.974
5	T	25.3526	22.3717	30.8096	15.8823	94.4162
	S	86.274	78.874	71.037	98.480	81.596
6	T	24.7372	21.4360	30.5624	15.9433	92.6789
	S	88.420	82.317	71.612	98.103	83.126
7	T	25.1438	21.6035	30.9685	15.9459	93.6617
	S	86.991	81.679	70.673	98.087	82.253
8	T		21.6953	30.9530		307.4920
	S		81.333	70.708		25.054
9	T	25.0391	21.7067	30.7484	16.2114	93.7056
	S	87.354	81.290	71.179	96.481	82.215
10	T	25.0723	21.5098	30.8728	16.2920	93.7469
	S	87.239	82.034	70.892	96.004	82.179
11	T	25.0462	21.6703	30.6509	16.2042	93.5716
	S	87.330	81.427	71.405	96.524	82.333
12	T	25.3169	21.8787	30.6906	16.1961	94.0823
	S	86.396	80.651	71.313	96.572	81.886
13	T	25.0417	21.8380	30.9792	16.2400	94.0989
	S	87.345	80.802	70.649	96.311	81.871
14	T		21.9101	31.1612		454.1831
	S		80.536	70.236		16.962
15	T	25.1081	21.5679	30.7307	16.2985	93.7052
	S	87.114	81.814	71.220	95.965	82.215
16	T	25.1353	21.5279	30.8242	16.2885	93.7759
	S	87.020	81.966	71.004	96.024	82.153
17	T	24.9614	21.5764	30.8375	16.2855	93.6608
	S	87.626	81.781	70.973	96.042	82.254

Event: **Global MX-5 Cup at NJMP Thunderbolt**
Track: **New Jersey Motorsports Park**
Report: **Section Data Report**
Session: **Practice 1**

Round 9 / 10
2.14 mile(s)

Global Mazda MX-5 Cup
October 10, 2020



Section Data for Car 33 - Bachoura, Alex

Lap	T/SF to I1	I1 to I2	I2 to I3	I3 to SF	Lap	
1	T	25.9990	22.2599	31.3342	16.3658	95.9589
	S	84.129	79.270	69.848	95.571	80.284
2	T	25.2904	22.3011	31.1804	16.1317	94.9036
	S	86.486	79.124	70.193	96.958	81.177
3	T	25.1936	22.0868	30.8560	16.0960	94.2324
	S	86.819	79.891	70.931	97.173	81.755
4	T	33.1589	22.7936	35.2343	16.1160	107.3028
	S	65.963	77.414	62.117	97.052	71.797
5	T	25.7772	22.5364	31.0699	16.3186	95.7021
	S	84.853	78.298	70.442	95.847	80.500
6	T	25.3785	21.7745	30.8358	16.1282	94.1170
	S	86.186	81.037	70.977	96.979	81.856
7	T	25.0203	21.6968	30.9299	16.0216	93.6686
	S	87.420	81.327	70.761	97.624	82.247
8	T	25.0170	21.8294	31.1866	16.0397	94.0727
	S	87.431	80.833	70.179	97.514	81.894
9	T	26.7022	22.5393	31.4720	16.1330	96.8465
	S	81.914	78.288	69.542	96.950	79.549
10	T		22.6666	31.4745		342.8431
	S		77.848	69.537		22.471
11	T	25.5341	22.1026	31.3562	16.1782	95.1711
	S	85.661	79.834	69.799	96.679	80.949
12	T	25.2424	22.0567	31.6026	16.3112	95.2129
	S	86.651	80.000	69.255	95.891	80.913
13	T	25.4306	22.0445	31.1923	16.3262	94.9936
	S	86.009	80.045	70.166	95.803	81.100
14	T		22.5828	31.4163		261.2289
	S		78.137	69.666		29.491
15	T	25.3521	22.1243	31.1036	16.3476	94.9276
	S	86.276	79.756	70.366	95.677	81.157
16	T	25.0838	22.0583	31.4253	16.1807	94.7481
	S	87.199	79.995	69.646	96.664	81.310
17	T		22.1397	31.4277		189.1086
	S		79.701	69.640		40.738
18	T	25.3834	22.0689	31.2348	16.2670	94.9541
	S	86.169	79.956	70.070	96.151	81.134
19	T	25.2428	22.0255	31.4194	16.1756	94.8633
	S	86.649	80.114	69.659	96.694	81.212

Event: Global MX-5 Cup at NJMP Thunderbolt

Round 9 / 10

Track: New Jersey Motorsports Park

2.14 mile(s)

Report: Section Data Report

Global Mazda MX-5 Cup

Session: Practice 1

October 10, 2020



Section Data for Car 33 - Bachoura, Alex

Lap	T/SF to I1	I1 to I2	I2 to I3	I3 to SF	Lap	
20	T	25.2511	21.8867	31.1633	16.2741	94.5752
	S	86.621	80.622	70.231	96.109	81.459
21	T	25.4084	22.0231	31.6294	16.3048	95.3657
	S	86.085	80.122	69.196	95.928	80.784
22	T	32.2848	23.3073	31.7613	16.1490	103.5024
	S	67.749	75.708	68.909	96.854	74.433

Event: **Global MX-5 Cup at NJMP Thunderbolt**
Track: **New Jersey Motorsports Park**
Report: **Section Data Report**
Session: **Practice 1**

Round 9 / 10
2.14 mile(s)

Global Mazda MX-5 Cup
October 10, 2020



Section Data for Car 38 - Williams, Dan (R)

Lap	T/SF to I1	I1 to I2	I2 to I3	I3 to SF	Lap	
1	T	29.5894	26.2956	35.8049	18.4441	110.1340
	S	73.921	67.104	61.127	84.802	69.951
2	T		22.5767	31.7738		181.7647
	S		78.158	68.882		42.384
3	T	25.2830	22.0741	32.5995	16.4612	96.4178
	S	86.512	79.937	67.137	95.017	79.902
4	T	25.5699	22.7963	31.5087	16.3303	96.2052
	S	85.541	77.405	69.461	95.778	80.079
5	T	25.0298	22.0458	30.9986	16.2701	94.3443
	S	87.387	80.040	70.604	96.133	81.658
6	T	24.9128	21.9281	30.8916	16.2304	93.9629
	S	87.797	80.470	70.849	96.368	81.990
7	T	24.9942	21.9483	31.2692	16.3451	94.5568
	S	87.511	80.396	69.993	95.692	81.475
8	T	25.1455	22.0479	32.7102	16.4134	96.3170
	S	86.985	80.032	66.910	95.294	79.986
9	T	25.0173	22.2032	31.0386	16.2354	94.4945
	S	87.430	79.473	70.513	96.338	81.529
10	T	25.0168	22.0087	31.2472	16.3509	94.6236
	S	87.432	80.175	70.043	95.658	81.417
11	T	25.4063	24.0191	31.7566	16.3624	97.5444
	S	86.092	73.464	68.919	95.591	78.979
12	T	25.1478	21.8902	31.1283	16.3326	94.4989
	S	86.977	80.609	70.310	95.765	81.525
13	T		22.2309	31.3966		361.7167
	S		79.374	69.709		21.298
14	T	25.4306	22.7304	31.6498	16.3938	96.2046
	S	86.009	77.629	69.152	95.407	80.079
15	T	25.5620	22.2245	31.3429	16.4796	95.6090
	S	85.567	79.396	69.829	94.911	80.578
16	T	25.1821	21.9979	31.1477	16.3960	94.7237
	S	86.858	80.214	70.266	95.395	81.331
17	T	25.5262	25.5220	36.0704	16.3881	103.5067
	S	85.687	69.138	60.677	95.441	74.430
18	T	25.1301	21.8608	30.8402	16.2357	94.0668
	S	87.038	80.717	70.967	96.337	81.899
19	T	25.0892	22.0623	31.2510	16.2952	94.6977
	S	87.180	79.980	70.034	95.985	81.354

Event: Global MX-5 Cup at NJMP Thunderbolt

Round 9 / 10

Track: New Jersey Motorsports Park

2.14 mile(s)

Report: Section Data Report

Global Mazda MX-5 Cup

Session: Practice 1

October 10, 2020



Section Data for Car 38 - Williams, Dan (R)

Lap	T/SF to I1	I1 to I2	I2 to I3	I3 to SF	Lap	
20	T	25.2569	21.8512	30.9503	16.4678	94.5262
	S	86.601	80.753	70.715	94.979	81.501
21	T	25.3712	22.0271	31.3246	16.4678	95.1907
	S	86.211	80.108	69.870	94.979	80.932
22	T	25.3089	21.9961	31.1319	16.4889	94.9258
	S	86.423	80.221	70.302	94.857	81.158

Event: **Global MX-5 Cup at NJMP Thunderbolt**
Track: **New Jersey Motorsports Park**
Report: **Section Data Report**
Session: **Practice 1**

Round 9 / 10
2.14 mile(s)

Global Mazda MX-5 Cup
October 10, 2020



Section Data for Car 5 - Wagner, Gresham

Lap	T/SF to I1	I1 to I2	I2 to I3	I3 to SF	Lap	
1	T	25.2336	24.1284	36.5824	16.2202	102.1646
	S	86.681	73.131	59.828	96.429	75.408
2	T	24.6968	21.5915	30.3356	16.1716	92.7955
	S	88.565	81.724	72.147	96.718	83.021
3	T	24.5094	21.4868	30.3744	16.1662	92.5368
	S	89.242	82.122	72.055	96.751	83.253
4	T	27.1457	27.1976	31.1305	16.2222	101.6960
	S	80.575	64.879	70.305	96.417	75.755
5	T	24.5165	21.4907	30.2819	16.2532	92.5423
	S	89.216	82.107	72.275	96.233	83.248
6	T	26.5623	25.9031	37.3455	16.2387	106.0496
	S	82.345	68.121	58.605	96.319	72.645
7	T	24.5049	21.6280	33.8156	16.2957	96.2442
	S	89.259	81.586	64.723	95.982	80.046
8	T		31.9655	32.2160		150.4409
	S		55.202	67.936		51.209
9	T	24.5094	21.4746	30.7388	16.1554	92.8782
	S	89.242	82.169	71.201	96.815	82.947
10	T	24.4881	21.6140	30.5125	16.1613	92.7759
	S	89.320	81.639	71.729	96.780	83.039
11	T			31.0583	15.9085	102.3430
	S			70.469	98.318	75.276
12	T	24.4842	21.5961	30.6663	16.0985	92.8451
	S	89.334	81.707	71.369	97.158	82.977
13	T	24.8546	21.5179	30.9841	15.9903	93.3469
	S	88.003	82.004	70.637	97.815	82.531
14	T	24.8324	21.7768	40.9738	16.0465	103.6295
	S	88.081	81.029	53.416	97.472	74.342
15	T	24.7728	25.2733	38.7729	16.3194	105.1384
	S	88.293	69.819	56.448	95.842	73.275
16	T		26.9255	35.9468		311.9407
	S		65.534	60.885		24.697
17	T	24.8165	21.7555	37.9098	16.3167	100.7985
	S	88.138	81.108	57.733	95.858	76.430
18	T	24.6897	21.7475	30.4964	16.2274	93.1610
	S	88.590	81.138	71.767	96.386	82.696
19	T	26.6642	23.1763	32.3546	16.2376	98.4327
	S	82.030	76.136	67.645	96.325	78.267

Event: Global MX-5 Cup at NJMP Thunderbolt
Track: New Jersey Motorsports Park
Report: Section Data Report
Session: Practice 1

Round 9 / 10
2.14 mile(s)

Global Mazda MX-5 Cup
October 10, 2020



Section Data for Car 5 - Wagner, Gresham

Lap	T/SF to I1	I1 to I2	I2 to I3	I3 to SF	Lap	
20	T	24.6829	21.6555	30.8098	16.3668	93.5150
	S	88.615	81.483	71.037	95.565	82.383
21	T	24.5601	21.6866	30.8086	16.2389	93.2942
	S	89.058	81.366	71.040	96.318	82.577
22	T	24.6535	21.7169	33.4950	16.1875	96.0529
	S	88.721	81.252	65.342	96.623	80.206
23	T	24.6840	21.8165	30.7284	16.1150	93.3439
	S	88.611	80.881	71.225	97.058	82.534
24	T	24.7480	21.7396	32.6086	16.2053	95.3015
	S	88.382	81.167	67.118	96.517	80.838

Event: Global MX-5 Cup at NJMP Thunderbolt
Track: New Jersey Motorsports Park
Report: Section Data Report
Session: Practice 1

Round 9 / 10
2.14 mile(s)



Global Mazda MX-5 Cup
October 10, 2020

Section Data for Car 63 - Hixon, Bryan

Lap	T/SF to I1	I1 to I2	I2 to I3	I3 to SF	Lap	
1	T	26.1978	22.4528	31.2027	16.1297	95.9830
	S	83.491	78.589	70.143	96.970	80.264
2	T	25.4262	22.1621	31.2502	16.0205	94.8590
	S	86.024	79.620	70.036	97.631	81.215
3	T	25.2015	22.0468	30.9815	15.9965	94.2263
	S	86.791	80.036	70.643	97.777	81.761
4	T	25.4512	21.9922	30.9198	15.9086	94.2718
	S	85.940	80.235	70.784	98.317	81.721
5	T	25.3106	21.8219	31.0343	16.1219	94.2887
	S	86.417	80.861	70.523	97.017	81.707
6	T	25.1839	21.7278	30.9960	15.9386	93.8463
	S	86.852	81.211	70.610	98.132	82.092
7	T	25.3883	21.9836	31.1308	16.0178	94.5205
	S	86.153	80.266	70.305	97.647	81.506
8	T	25.0584	21.7908	31.0910	16.0523	93.9925
	S	87.287	80.977	70.395	97.437	81.964
9	T	25.4100	22.0431	30.9781	16.2080	94.6392
	S	86.079	80.050	70.651	96.501	81.404
10	T	25.0806	21.7510	30.8568	16.1894	93.8778
	S	87.210	81.125	70.929	96.612	82.064
11	T	25.3124	21.8167	31.0878	16.3316	94.5485
	S	86.411	80.880	70.402	95.771	81.482
12	T	25.9964	21.9661	31.1204	16.2807	95.3636
	S	84.138	80.330	70.328	96.070	80.786
13	T	26.0251	21.8440	31.2485	16.1372	95.2548
	S	84.045	80.779	70.040	96.925	80.878
14	T	25.4059	21.9618	31.0801	15.9387	94.3865
	S	86.093	80.346	70.419	98.132	81.622
15	T		24.2524	31.3494		224.5503
	S		72.758	69.814		34.309
16	T	25.0703	21.8710	31.1789	16.1647	94.2849
	S	87.246	80.680	70.196	96.760	81.710
17	T	25.2546	22.0849	31.2484	16.2199	94.8078
	S	86.609	79.898	70.040	96.430	81.259
18	T	25.7579	22.0359	31.2062	16.1831	95.1831
	S	84.917	80.076	70.135	96.650	80.939
19	T	25.4686	21.8374	30.9543	16.3021	94.5624
	S	85.881	80.804	70.705	95.944	81.470

Event: Global MX-5 Cup at NJMP Thunderbolt
Track: New Jersey Motorsports Park
Report: Section Data Report
Session: Practice 1

Round 9 / 10
2.14 mile(s)

Global Mazda MX-5 Cup
October 10, 2020



Section Data for Car 63 - Hixon, Bryan

Lap	T/SF to I1	I1 to I2	I2 to I3	I3 to SF	Lap	
20	T	25.2130	21.9269	31.3468	16.3703	94.8570
	S	86.752	80.474	69.820	95.544	81.217
21	T	25.2957	21.8137	31.4092	16.3370	94.8556
	S	86.468	80.892	69.681	95.739	81.218
22	T	25.3535	21.7558	31.0886	16.5630	94.7609
	S	86.271	81.107	70.400	94.433	81.299
23	T	25.1332	21.9345	31.0993	16.2387	94.4057
	S	87.027	80.446	70.376	96.319	81.605
24	T	26.2285	21.8430	31.3244	16.8718	96.2677
	S	83.393	80.783	69.870	92.704	80.027
25	T	25.1466	21.9092	31.3387	16.2577	94.6522
	S	86.981	80.539	69.838	96.206	81.393
26	T	25.5660	21.8731	31.4682	16.3556	95.2629
	S	85.554	80.672	69.551	95.630	80.871

Event: Global MX-5 Cup at NJMP Thunderbolt
Track: New Jersey Motorsports Park
Report: Section Data Report
Session: Practice 1

Round 9 / 10
2.14 mile(s)

Global Mazda MX-5 Cup
October 10, 2020



Section Data for Car 67 - Conway, Kevin (R)

Lap	T/SF to I1	I1 to I2	I2 to I3	I3 to SF	Lap	
1	T	25.8101	22.1082	30.8239	16.0920	94.8342
	S	84.745	79.814	71.005	97.197	81.237
2	T	25.1383	21.6133	30.6103	16.0330	93.3949
	S	87.010	81.642	71.500	97.554	82.488
3	T	25.2677	21.7933	30.9000	15.9979	93.9589
	S	86.564	80.967	70.830	97.769	81.993
4	T	25.0714	22.0755	30.9089	16.1069	94.1627
	S	87.242	79.932	70.809	97.107	81.816
5	T	25.2199	21.8047	30.9547	16.0756	94.0549
	S	86.728	80.925	70.704	97.296	81.910
6	T	25.1959	21.6028	30.6773	16.0574	93.5334
	S	86.811	81.681	71.344	97.406	82.366
7	T	25.0365	21.6058	32.1175	16.0304	94.7902
	S	87.363	81.670	68.145	97.570	81.274
8	T	25.4346	21.8541	31.0477	16.1214	94.4578
	S	85.996	80.742	70.493	97.020	81.560
9	T		22.2593	31.1184		204.4076
	S		79.272	70.333		37.689
10	T	25.3893	21.7234	31.1045	16.1975	94.4147
	S	86.149	81.228	70.364	96.564	81.597
11	T	25.3487	21.8190	30.8517	16.1614	94.1808
	S	86.287	80.872	70.941	96.779	81.800
12	T	25.1677	21.7210	31.0922	16.1347	94.1156
	S	86.908	81.237	70.392	96.940	81.857
13	T	25.4025	21.9152	31.1972	16.1584	94.6733
	S	86.105	80.517	70.155	96.797	81.375
14	T		22.2716	31.3381		211.9467
	S		79.228	69.839		36.349
15	T	25.5858	22.0529	31.2970	16.2153	95.1510
	S	85.488	80.014	69.931	96.458	80.966
16	T	25.5602	21.6352	31.2808	16.2354	94.7116
	S	85.573	81.559	69.967	96.338	81.342
17	T	25.4223	21.8138	31.0714	16.3074	94.6149
	S	86.038	80.891	70.439	95.913	81.425
18	T	25.5880	22.1991	31.3234	16.1935	95.3040
	S	85.480	79.487	69.872	96.588	80.836
19	T		22.3023	31.2866		257.1550
	S		79.119	69.954		29.959

Event: Global MX-5 Cup at NJMP Thunderbolt

Round 9 / 10

Track: New Jersey Motorsports Park

2.14 mile(s)

Report: Section Data Report

Global Mazda MX-5 Cup

Session: Practice 1

October 10, 2020



Section Data for Car 67 - Conway, Kevin (R)

Lap	T/SF to I1	I1 to I2	I2 to I3	I3 to SF	Lap	
20	T	25.2549	22.2200	31.4262	16.0553	94.9564
	S	86.608	79.412	69.644	97.419	81.132

Event: **Global MX-5 Cup at NJMP Thunderbolt**
Track: **New Jersey Motorsports Park**
Report: **Section Data Report**
Session: **Practice 1**

Round 9 / 10
2.14 mile(s)



Global Mazda MX-5 Cup
October 10, 2020

Section Data for Car 68 - Geesbreght, John (R)

Lap	T/SF to I1	I1 to I2	I2 to I3	I3 to SF	Lap	
1	T	25.3856	21.9165	30.8699	16.5352	94.7072
	S	86.162	80.512	70.899	94.592	81.345
2	T	24.8982	21.6497	30.4168	16.3765	93.3412
	S	87.849	81.504	71.955	95.508	82.536
3	T	24.8026	21.3849	30.4937	16.4025	93.0837
	S	88.187	82.514	71.773	95.357	82.764
4	T	24.5838	21.5261	30.6229	16.3783	93.1111
	S	88.972	81.972	71.471	95.498	82.740
5	T	24.7582	22.6622	30.8067	16.3188	94.5459
	S	88.345	77.863	71.044	95.846	81.484
6	T	24.8579	21.6795	30.7013	16.4329	93.6716
	S	87.991	81.392	71.288	95.180	82.245
7	T	24.8516	21.7299	30.7122	16.3215	93.6152
	S	88.013	81.204	71.263	95.830	82.294
8	T			31.2145	16.2263	100.9697
	S			70.116	96.392	76.300
9	T	25.1286	21.6724	30.9757	16.4993	94.2760
	S	87.043	81.419	70.657	94.797	81.718
10	T	25.1286	21.8058	31.0685	16.4309	94.4338
	S	87.043	80.921	70.446	95.192	81.581
11	T	24.8308	21.8852	30.8349	16.4337	93.9846
	S	88.087	80.627	70.979	95.176	81.971
12	T	24.9028	21.5783	30.9396	16.4139	93.8346
	S	87.832	81.774	70.739	95.291	82.102
13	T	24.9037	21.8384	30.7291	16.4720	93.9432
	S	87.829	80.800	71.224	94.955	82.007
14	T	24.8350	21.6724	30.9566	16.4059	93.8699
	S	88.072	81.419	70.700	95.337	82.071
15	T		22.5641	30.8924		216.1520
	S		78.201	70.847		35.642
16	T	25.0067	21.9011	31.0151	16.2443	94.1672
	S	87.467	80.569	70.567	96.286	81.812
17	T		21.9833	31.0912		172.1744
	S		80.268	70.394		44.745
18	T	25.1494	21.7814	31.0606	16.4122	94.4036
	S	86.971	81.012	70.463	95.301	81.607
19	T	24.9542	21.7728	30.9782	16.4262	94.1314
	S	87.651	81.044	70.651	95.219	81.843

Event: Global MX-5 Cup at NJMP Thunderbolt

Round 9 / 10

Track: New Jersey Motorsports Park

2.14 mile(s)

Report: Section Data Report

Global Mazda MX-5 Cup

Session: Practice 1

October 10, 2020



Section Data for Car 68 - Geesbreght, John (R)

Lap	T/SF to I1	I1 to I2	I2 to I3	I3 to SF	Lap	
20	T	24.9614	21.9309	30.9657	16.4671	94.3251
	S	87.626	80.459	70.679	94.983	81.675
21	T	26.5747	22.1841	31.0654	16.4359	96.2601
	S	82.307	79.541	70.453	95.163	80.033
22	T	25.0359	22.0589	31.1214	16.4467	94.6629
	S	87.365	79.992	70.326	95.101	81.384

Event: **Global MX-5 Cup at NJMP Thunderbolt**
Track: **New Jersey Motorsports Park**
Report: **Section Data Report**
Session: **Practice 1**

Round 9 / 10
2.14 mile(s)

Global Mazda MX-5 Cup
October 10, 2020



Section Data for Car 76 - Dirks, Matthew (R)

Lap	T/SF to I1	I1 to I2	I2 to I3	I3 to SF	Lap	
1	T	25.9067	22.0785	30.8690	16.5866	95.4408
	S	84.429	79.921	70.901	94.298	80.720
2	T	24.8894	21.5657	30.3934	16.2059	93.0544
	S	87.880	81.822	72.010	96.514	82.790
3	T	24.6259	21.4120	30.5209	16.1509	92.7097
	S	88.820	82.409	71.709	96.842	83.098
4	T	24.5641	21.3949	30.3279	16.0983	92.3852
	S	89.043	82.475	72.166	97.159	83.390
5	T	24.6701	21.4657	30.8595	16.1710	93.1663
	S	88.661	82.203	70.923	96.722	82.691
6	T		21.5911	30.6945		211.1633
	S		81.726	71.304		36.484
7	T	24.7339	21.4794	31.0982	16.1321	93.4436
	S	88.432	82.151	70.378	96.955	82.445
8	T	24.6327	21.5342	30.8572	16.0743	93.0984
	S	88.795	81.942	70.928	97.304	82.751
9	T	25.1872	21.9647	31.0359	16.0019	94.1897
	S	86.841	80.336	70.520	97.744	81.792
10	T	24.5925	21.8328	30.7574	16.0208	93.2035
	S	88.941	80.821	71.158	97.629	82.658
11	T	24.7934	21.5262	30.7554	16.2739	93.3489
	S	88.220	81.972	71.163	96.110	82.529
12	T	24.7436	21.7120	30.8995	16.2106	93.5657
	S	88.398	81.271	70.831	96.486	82.338
13	T	24.7330	21.7337	31.0393	16.2457	93.7517
	S	88.435	81.189	70.512	96.277	82.175
14	T		22.1352	31.3749		358.0541
	S		79.717	69.758		21.516
15	T	25.1491	21.7411	30.7868	16.3379	94.0149
	S	86.972	81.162	71.090	95.734	81.944
16	T	24.9983	21.5368	30.9482	16.1838	93.6671
	S	87.497	81.932	70.719	96.645	82.249
17	T	25.0315	21.7797	31.1504	16.2845	94.2461
	S	87.381	81.018	70.260	96.048	81.743
18	T	24.7484	21.5850	31.0643	16.1266	93.5243
	S	88.380	81.749	70.455	96.988	82.374
19	T	24.7240	21.6549	30.7691	16.1257	93.2737
	S	88.468	81.485	71.131	96.994	82.596

Event: Global MX-5 Cup at NJMP Thunderbolt

Round 9 / 10

Track: New Jersey Motorsports Park

2.14 mile(s)

Report: Section Data Report

Global Mazda MX-5 Cup

Session: Practice 1

October 10, 2020



Section Data for Car 76 - Dirks, Matthew (R)

Lap	T/SF to I1	I1 to I2	I2 to I3	I3 to SF	Lap	
20	T	21.6201	31.2375		255.0578	
	S	81.616	70.064		30.205	
21	T	25.2978	21.5663	31.0659	16.0972	94.0272
	S	86.461	81.820	70.451	97.165	81.934
22	T	24.9319	21.6888	32.3796	16.1763	
	S	87.730	81.357	67.593	96.690	

Event: Global MX-5 Cup at NJMP Thunderbolt
Track: New Jersey Motorsports Park
Report: Section Data Report
Session: Practice 1

Round 9 / 10
2.14 mile(s)

Global Mazda MX-5 Cup
October 10, 2020



Section Data for Car 77 - Oxner, Luke

Lap	T/SF to I1	I1 to I2	I2 to I3	I3 to SF	Lap	
1	T	25.3232	22.0211	31.1062	16.5285	94.9790
	S	86.374	80.130	70.360	94.630	81.113
2	T	24.8711	21.8246	30.7110	16.2393	93.6460
	S	87.944	80.851	71.266	96.315	82.267
3	T	25.7951	21.7884	30.7655	16.1810	94.5300
	S	84.794	80.986	71.139	96.662	81.498
4	T	24.7006	21.5179	30.6174	16.1688	93.0047
	S	88.551	82.004	71.483	96.735	82.835
5	T	24.8732	21.8147	30.5949	16.1969	93.4797
	S	87.937	80.888	71.536	96.567	82.414
6	T	25.2144	21.6325	30.7485	16.3266	93.9220
	S	86.747	81.569	71.179	95.800	82.026
7	T	24.7333	21.6731	30.7106	16.2632	93.3802
	S	88.434	81.416	71.266	96.174	82.501
8	T	24.8919	21.6758	30.9864	16.2924	93.8465
	S	87.871	81.406	70.632	96.001	82.092
9	T	26.0936	21.9622	31.2430	17.1417	96.4405
	S	83.824	80.345	70.052	91.245	79.883
10	T	25.8706	22.0161	31.0156	16.3560	95.2583
	S	84.547	80.148	70.566	95.628	80.875
11	T		23.4532	31.2088		281.8643
	S		75.237	70.129		27.332
12	T	25.9361	22.0947	31.0963	16.3733	95.5004
	S	84.333	79.863	70.383	95.527	80.670
13	T	24.7872	21.7236	30.7233	16.1925	93.4266
	S	88.242	81.227	71.237	96.594	82.460
14	T	25.4604	21.6170	30.7299	16.2656	94.0729
	S	85.909	81.628	71.222	96.159	81.894
15	T	24.8015	21.9026	30.9191	16.0861	93.7093
	S	88.191	80.563	70.786	97.232	82.212
16	T	24.9461	21.6778	31.0009	16.2436	93.8684
	S	87.680	81.399	70.599	96.290	82.072
17	T		21.8504	30.9788		172.8888
	S		80.756	70.649		44.560
18	T	24.8345	21.8795	31.0649	16.1044	93.8833
	S	88.074	80.648	70.454	97.122	82.059
19	T	25.1944	21.7777	30.9208	16.1456	94.0385
	S	86.816	81.025	70.782	96.874	81.924

Event: Global MX-5 Cup at NJMP Thunderbolt

Round 9 / 10

Track: New Jersey Motorsports Park

2.14 mile(s)

Report: Section Data Report

Global Mazda MX-5 Cup

Session: Practice 1

October 10, 2020



Section Data for Car 77 - Oxner, Luke

Lap	T/SF to I1	I1 to I2	I2 to I3	I3 to SF	Lap	
20	T	25.6182	23.5692	31.6087	16.1992	96.9953
	S	85.380	74.867	69.242	96.554	79.427
21	T		22.3377	31.0953		301.0773
	S		78.994	70.385		25.588
22	T	25.7978	21.8981	30.9562	16.3364	94.9885
	S	84.785	80.580	70.701	95.743	81.105

Event: **Global MX-5 Cup at NJMP Thunderbolt**
Track: **New Jersey Motorsports Park**
Report: **Section Data Report**
Session: **Practice 1**

Round 9 / 10
2.14 mile(s)

Global Mazda MX-5 Cup
October 10, 2020



Section Data for Car 87 - Rollan, Selin

Lap	T/SF to I1	I1 to I2	I2 to I3	I3 to SF	Lap	
1	T	24.9166	21.7881	31.0559	16.1237	93.8843
	S	87.784	80.987	70.474	97.006	82.058
2	T	24.8594	21.6100	30.4649	16.0147	92.9490
	S	87.986	81.654	71.841	97.666	82.884
3	T	24.8278	21.4548	30.5506	16.0446	92.8778
	S	88.098	82.245	71.640	97.484	82.948
4	T	24.8684	21.4220	30.6126	15.8400	92.7430
	S	87.954	82.371	71.495	98.743	83.068
5	T	25.5379	22.3246	31.1142	15.9718	94.9485
	S	85.648	79.040	70.342	97.928	81.139
6	T	25.0028	21.5827	30.6010	15.9790	93.1655
	S	87.481	81.757	71.522	97.884	82.692
7	T	24.9031	21.4172	30.5751	16.2729	93.1683
	S	87.831	82.389	71.582	96.116	82.689
8	T	24.8934	21.4920	30.5671	16.3192	93.2717
	S	87.866	82.102	71.601	95.844	82.597
9	T	24.8387	21.5658	30.7272	16.2829	93.4146
	S	88.059	81.821	71.228	96.057	82.471
10	T	24.8206	21.5643	30.7637	16.2204	93.3690
	S	88.123	81.827	71.143	96.427	82.511
11	T	24.8529	21.6111	30.6598	16.2673	93.3911
	S	88.009	81.650	71.385	96.149	82.492
12	T	24.8133	21.6282	30.8180	16.2570	93.5165
	S	88.149	81.585	71.018	96.210	82.381
13	T	24.8529	21.5470	30.6893	16.2670	93.3562
	S	88.009	81.893	71.316	96.151	82.523
14	T	24.7020	21.6043	30.7449	16.1124	93.1636
	S	88.546	81.676	71.187	97.074	82.693
15	T	24.9555	21.7324	30.8585	16.1759	93.7223
	S	87.647	81.194	70.925	96.693	82.200
16	T	24.9171	21.6200	30.8423	16.3337	93.7131
	S	87.782	81.616	70.962	95.759	82.208
17	T	24.9638	21.6899	30.7592	16.3261	93.7390
	S	87.618	81.353	71.154	95.803	82.186
18	T	25.0381	21.7018	30.9759	16.3191	94.0349
	S	87.358	81.309	70.656	95.844	81.927
19	T	28.6568	22.0387	31.1698	16.2986	98.1639
	S	76.326	80.066	70.217	95.965	78.481

Event: Global MX-5 Cup at NJMP Thunderbolt
Track: New Jersey Motorsports Park
Report: Section Data Report
Session: Practice 1

Round 9 / 10
2.14 mile(s)

Global Mazda MX-5 Cup
October 10, 2020



Section Data for Car 87 - Rollan, Selin

Lap	T/SF to I1	I1 to I2	I2 to I3	I3 to SF	Lap	
20	T	24.9325	21.6829	30.8224	16.3270	93.7648
	S	87.728	81.380	71.008	95.798	82.163
21	T	24.8983	21.7546	30.8093	16.3380	93.8002
	S	87.848	81.111	71.038	95.733	82.132
22	T	24.9501	21.8898	30.8655	16.3455	94.0509
	S	87.666	80.610	70.909	95.689	81.913
23	T	25.1807	21.7605	31.0364	16.3078	94.2854
	S	86.863	81.089	70.518	95.911	81.709
24	T	25.0333	21.7040	31.4451	16.2967	94.4791
	S	87.375	81.300	69.602	95.976	81.542
25	T	24.9844	21.7528	30.9675	16.3758	94.0805
	S	87.546	81.118	70.675	95.512	81.887
26	T	25.4964	21.9229	30.9244	16.3401	94.6838
	S	85.788	80.489	70.774	95.721	81.366
27	T	25.1045	21.8325	31.1559	16.3012	94.3941
	S	87.127	80.822	70.248	95.949	81.615

Event: Global MX-5 Cup at NJMP Thunderbolt
Track: New Jersey Motorsports Park
Report: Section Data Report
Session: Practice 1

Round 9 / 10
2.14 mile(s)

Global Mazda MX-5 Cup
October 10, 2020



Section Data for Car 9 - Piscitell, Justin

Lap	T/SF to I1	I1 to I2	I2 to I3	I3 to SF	Lap	
1	T	25.4863	22.0628	31.0775	16.5440	95.1706
	S	85.822	79.978	70.425	94.541	80.949
2	T	25.6361	22.2658	31.3863	16.0829	95.3711
	S	85.320	79.249	69.732	97.252	80.779
3	T	24.9257	22.0950	31.4469	16.0130	94.4806
	S	87.752	79.862	69.598	97.676	81.541
4	T	25.2618	21.7494	31.1527	16.2154	94.3793
	S	86.584	81.131	70.255	96.457	81.628
5	T	26.6619	21.9953	31.0363	16.1824	95.8759
	S	82.037	80.224	70.519	96.654	80.354
6	T	24.8619	21.8932	30.7044	16.2473	93.7068
	S	87.977	80.598	71.281	96.268	82.214
7	T	24.9234	21.6926	31.1159	16.0273	93.7592
	S	87.760	81.343	70.338	97.589	82.168
8	T	25.1228	21.6746	31.2631	16.3391	94.3996
	S	87.063	81.411	70.007	95.727	81.611
9	T		22.0488	31.1592		210.9961
	S		80.029	70.240		36.513
10	T	25.2136	21.7966	31.1445	16.1557	94.3104
	S	86.750	80.955	70.274	96.814	81.688
11	T	24.8482	21.8524	31.1932	16.1965	94.0903
	S	88.025	80.748	70.164	96.570	81.879
12	T	25.2640	21.7249	31.3150	16.2810	94.5849
	S	86.577	81.222	69.891	96.068	81.451
13	T	25.2298	21.7428	31.2374	16.2380	94.4480
	S	86.694	81.155	70.065	96.323	81.569
14	T		21.9127	31.0996		219.6326
	S		80.526	70.375		35.077
15	T	24.9717	21.8017	30.9806	16.3272	94.0812
	S	87.590	80.936	70.645	95.797	81.887
16	T	25.0391	21.7731	31.0445	16.3705	94.2272
	S	87.354	81.042	70.500	95.543	81.760
17	T	25.5177	22.1039	31.5760	16.3377	95.5353
	S	85.716	79.830	69.313	95.735	80.640
18	T		21.8866	31.7281		201.6290
	S		80.622	68.981		38.209
19	T	25.1484	21.8664	31.1413	16.2118	94.3679
	S	86.975	80.697	70.281	96.479	81.638

Event: Global MX-5 Cup at NJMP Thunderbolt
Track: New Jersey Motorsports Park
Report: Section Data Report
Session: Practice 1

Round 9 / 10
2.14 mile(s)

Global Mazda MX-5 Cup
October 10, 2020



Section Data for Car 9 - Piscitell, Justin

Lap	T/SF to I1	I1 to I2	I2 to I3	I3 to SF	Lap	
20	T	25.1918	21.7976	30.9461	16.2086	94.1441
	S	86.825	80.951	70.724	96.498	81.832
21	T	25.1961	21.8911	31.2346	16.1989	94.5207
	S	86.810	80.606	70.071	96.555	81.506
22	T	25.2456	21.8067	31.4771	16.2271	94.7565
	S	86.640	80.918	69.531	96.388	81.303
23	T	25.2092	21.8363	31.3063	16.1725	94.5243
	S	86.765	80.808	69.910	96.713	81.503
24	T	25.6488	22.5662	31.3645	16.2624	95.8419
	S	85.278	78.194	69.781	96.178	80.382

Event: Global MX-5 Cup at NJMP Thunderbolt
Track: New Jersey Motorsports Park
Report: Section Data Report
Session: Practice 1

Round 9 / 10
2.14 mile(s)

Global Mazda MX-5 Cup
October 10, 2020



Section Data for Car 96 - Thomas, Jared (R)

Lap	T/SF to I1	I1 to I2	I2 to I3	I3 to SF	Lap	
1	T	24.9776	21.6407	30.3568	16.2974	93.2725
	S	87.569	81.538	72.097	95.972	82.597
2	T	24.6036	21.6277	30.2370	16.0700	92.5383
	S	88.901	81.587	72.383	97.330	83.252
3	T	24.2762	21.3092	29.9676	15.9127	91.4657
	S	90.099	82.807	73.033	98.292	84.228
4	T	24.8628	21.3519	30.6043	15.6691	92.4881
	S	87.974	82.641	71.514	99.820	83.297
5	T	25.2758	22.2018	30.5086	15.9127	93.8989
	S	86.536	79.478	71.738	98.292	82.046
6	T		21.6593	30.4345		289.3408
	S		81.468	71.913		26.626
7	T	24.6686	21.5403	30.2421	16.2200	92.6710
	S	88.666	81.918	72.371	96.430	83.133
8	T	24.7099	21.6318	30.4552	16.2482	93.0451
	S	88.518	81.572	71.864	96.262	82.799
9	T	24.8646	21.6466	30.3811	16.2522	93.1445
	S	87.967	81.516	72.039	96.239	82.710
10	T	24.7541	21.6195	30.5127	16.2429	93.1292
	S	88.360	81.618	71.729	96.294	82.724
11	T	24.8720	21.6431	30.5606	16.2921	93.3678
	S	87.941	81.529	71.616	96.003	82.512
12	T	24.8248	21.6354	30.5959	16.2321	93.2882
	S	88.108	81.558	71.534	96.358	82.583

Event: Global MX-5 Cup at NJMP Thunderbolt
Track: New Jersey Motorsports Park
Report: Section Data Report
Session: Practice 1

Round 9 / 10
2.14 mile(s)

Global Mazda MX-5 Cup
October 10, 2020



Section Data for Car 98 - Robillard, Jackson

Lap	T/SF to I1	I1 to I2	I2 to I3	I3 to SF	Lap	
1	T	26.3942	22.6767	31.3557	16.6113	97.0379
	S	82.869	77.813	69.800	94.158	79.392
2	T	25.6865	22.2283	31.2015	16.3549	95.4712
	S	85.153	79.383	70.145	95.634	80.694
3	T	25.6418	22.1742	31.1578	16.4471	95.4209
	S	85.301	79.577	70.244	95.098	80.737
4	T	25.5231	21.8368	30.8019	16.0196	94.1814
	S	85.698	80.806	71.055	97.636	81.800
5	T	25.1971	22.0366	30.9401	16.0233	94.1971
	S	86.807	80.073	70.738	97.614	81.786
6	T	25.2787	22.0379	31.0203	16.3314	94.6683
	S	86.526	80.069	70.555	95.772	81.379
7	T	25.6342	22.0564	30.7058	16.5131	94.9095
	S	85.326	80.002	71.278	94.718	81.172
8	T	25.1576	22.3333	31.1757	16.2385	94.9051
	S	86.943	79.010	70.203	96.320	81.176
9	T	25.8312	22.4976	31.7631	16.1612	96.2531
	S	84.676	78.433	68.905	96.781	80.039
10	T	24.9978	22.1891	31.2145	16.1669	94.5683
	S	87.499	79.523	70.116	96.746	81.465
11	T	25.0809	21.8487	30.6984	16.0571	93.6851
	S	87.209	80.762	71.295	97.408	82.233
12	T	25.0411	21.9772	30.6509	16.2017	93.8709
	S	87.347	80.290	71.405	96.539	82.070
13	T	25.5553	21.9025	30.9939	16.0610	94.5127
	S	85.590	80.564	70.615	97.384	81.513
14	T	26.0334	23.3135	31.6012	16.3645	97.3126
	S	84.018	75.688	69.258	95.578	79.168
15	T	26.5842	22.1792	30.9685	16.9579	96.6898
	S	82.277	79.559	70.673	92.234	79.677
16	T	25.2378	21.8680	30.8989	16.2485	94.2532
	S	86.667	80.691	70.832	96.261	81.737
17	T	26.4151	22.7643	31.5633	16.2912	97.0339
	S	82.804	77.514	69.341	96.008	79.395
18	T		22.2268	31.2425		233.1130
	S		79.388	70.053		33.048
19	T	25.4093	21.9458	31.1589	16.3966	94.9106
	S	86.082	80.405	70.241	95.391	81.171

Event: Global MX-5 Cup at NJMP Thunderbolt
Track: New Jersey Motorsports Park
Report: Section Data Report
Session: Practice 1

Round 9 / 10
2.14 mile(s)

Global Mazda MX-5 Cup
October 10, 2020



Section Data for Car 98 - Robillard, Jackson

Lap	T/SF to I1	I1 to I2	I2 to I3	I3 to SF	Lap	
20	T	25.1565	22.5243	31.2646	16.6299	95.5753
	S	86.947	78.340	70.004	94.053	80.607
21	T	26.7454	22.2594	31.3046	16.5214	96.8308
	S	81.781	79.272	69.914	94.671	79.561
22	T	25.4514	22.1795	31.0562	16.2267	94.9138
	S	85.939	79.557	70.473	96.390	81.168
23	T	25.4902	22.2201	31.2209	16.1391	95.0703
	S	85.808	79.412	70.102	96.913	81.035
24	T	25.1936	22.3927	31.4007	16.1240	95.1110
	S	86.819	78.800	69.700	97.004	81.000
25	T	25.9092	22.4399	31.7417	16.3931	96.4839
	S	84.421	78.634	68.951	95.412	79.848

Event: Global MX-5 Cup at NJMP Thunderbolt
Track: New Jersey Motorsports Park
Report: Section Data Report
Session: Practice 1

Round 9 / 10
2.14 mile(s)








Global Mazda MX-5 Cup
October 10, 2020

Section Data for Car

Report Support Information

Section Legend	
Name	Length
SF to I1	0.607576 miles
I1 to I2	0.490152 miles
I2 to I3	0.607955 miles
I3 to SF	0.434470 miles
Lap	2.140000 miles
SFP to I1	0.607576 miles
I3 to SFP	0.434470 miles

Color Legend	
	Fastest Lap
	Section Under Caution
	Section Under Green
	Section Time Data
	Section Speed Data

