

Event: The Brickyard Vintage Racing Invitational

Track: Indianapolis Motor Speedway RC

Report: Section Data Report

Session: Practice 1

Round 3/4

2.439 mile(s)

Battery Tender Global MX-5 Cup

June 15, 2017



Section Data for Car 01 - Reger, Nikko

| Lap | T/SF to I1 | I1 to I2 | I2 to I3 | I3 to I4 | I4 to I5 | I5 to I6 | I6 to I7 | I7 to I8 | I8 to I9 | I9 to SF | Lap | SF to PI | |
|-----|------------|----------|----------|----------|----------|----------|----------|----------|----------|----------|--------|----------|----------|
| 1 | T | 7.5388 | 12.2968 | 15.9131 | 11.7387 | 13.9340 | 9.7558 | 7.2151 | 8.8182 | 10.2810 | 6.8929 | 104.3844 | |
| | S | 121.372 | 74.021 | 77.081 | 104.665 | 76.187 | 75.689 | 97.428 | 62.242 | 83.296 | 85.859 | 84.116 | |
| 2 | T | 7.3677 | 12.5918 | 15.6930 | 11.6790 | 13.9514 | 9.7924 | 7.1607 | 8.7773 | 10.0483 | 6.7529 | 103.8145 | |
| | S | 124.191 | 72.287 | 78.162 | 105.200 | 76.092 | 75.406 | 98.168 | 62.532 | 85.225 | 87.639 | 84.578 | |
| 3 | T | 7.4356 | 12.3702 | 15.6903 | 11.7124 | 13.9788 | 9.9895 | 7.1282 | 8.8563 | 10.2667 | 6.8487 | 104.2767 | |
| | S | 123.057 | 73.582 | 78.175 | 104.900 | 75.943 | 73.919 | 98.616 | 61.974 | 83.412 | 86.413 | 84.203 | |
| 4 | T | 7.4061 | 12.4736 | 15.7688 | 11.8066 | 14.1911 | 9.9002 | 7.1645 | 9.0049 | 10.1592 | 6.8216 | 104.6966 | |
| | S | 123.547 | 72.972 | 77.786 | 104.064 | 74.807 | 74.585 | 98.116 | 60.952 | 84.294 | 86.757 | 83.865 | |
| 5 | T | 7.6345 | 12.4893 | 15.8532 | 12.0604 | 14.0530 | 10.1961 | 7.1745 | 8.8229 | 10.8989 | 7.0181 | 106.2009 | |
| | S | 119.851 | 72.881 | 77.372 | 101.874 | 75.542 | 72.421 | 97.980 | 62.209 | 78.573 | 84.327 | 82.677 | |
| 6 | T | 7.6437 | 12.4171 | 15.9984 | 11.8796 | 13.9263 | 9.9490 | 7.3606 | 9.0035 | 10.1783 | 6.9487 | 105.3052 | |
| | S | 119.706 | 73.304 | 76.670 | 103.424 | 76.229 | 74.219 | 95.502 | 60.961 | 84.136 | 85.170 | 83.380 | |
| 7 | T | 7.4505 | 12.6120 | 15.8153 | 11.8654 | 14.4297 | 10.1425 | 7.2093 | 8.9129 | 10.1852 | 6.9211 | 105.5439 | 103.6809 |
| | S | 122.811 | 72.172 | 77.557 | 103.548 | 73.570 | 72.803 | 97.507 | 61.581 | 84.079 | 85.509 | 83.192 | 78.197 |
| 8 | T | | | 16.6602 | 11.9613 | 14.0621 | 9.8576 | 7.4567 | | | | 463.4469 | |
| | S | | | 73.624 | 102.718 | 75.493 | 74.908 | 94.272 | | | | 18.946 | |
| 9 | T | 7.3555 | 12.2838 | 15.8307 | 11.9023 | 13.9349 | 9.8248 | 7.2208 | 8.9690 | 10.1337 | 6.8052 | 104.2607 | |
| | S | 124.397 | 74.100 | 77.482 | 103.227 | 76.182 | 75.158 | 97.351 | 61.196 | 84.507 | 86.966 | 84.216 | |
| 10 | T | 7.3199 | 12.5280 | 15.8781 | 12.1135 | 13.8941 | 10.0667 | 7.2119 | 8.9509 | 10.1129 | 6.8266 | 104.9026 | |
| | S | 125.002 | 72.655 | 77.250 | 101.427 | 76.406 | 73.352 | 97.471 | 61.319 | 84.680 | 86.693 | 83.700 | |
| 11 | T | 7.4397 | 12.6496 | 16.1020 | 11.8290 | 14.0433 | 9.8919 | 7.2693 | 8.9972 | 10.1699 | 6.9309 | 105.3228 | |
| | S | 122.989 | 71.957 | 76.176 | 103.866 | 75.594 | 74.648 | 96.702 | 61.004 | 84.206 | 85.388 | 83.367 | |
| 12 | T | 7.4734 | 12.3859 | 15.8595 | 11.9000 | 14.5615 | 10.1501 | 7.2127 | 8.8428 | 10.4939 | 6.9120 | 105.7918 | |
| | S | 122.434 | 73.489 | 77.341 | 103.247 | 72.904 | 72.749 | 97.461 | 62.069 | 81.606 | 85.622 | 82.997 | |
| 13 | T | 7.4132 | 12.9540 | 17.2381 | 12.1139 | 14.9198 | 10.5763 | 8.8552 | 9.5940 | 10.2967 | 6.8343 | 110.7955 | 112.3763 |
| | S | 123.428 | 70.266 | 71.156 | 101.424 | 71.153 | 69.817 | 79.383 | 57.209 | 83.169 | 86.595 | 79.249 | 72.146 |
| 14 | T | | | | | | | 8.5971 | | | | | |
| | S | | | | | | | 81.766 | | | | | |

Event: The Brickyard Vintage Racing Invitational

Track: Indianapolis Motor Speedway RC

Report: Section Data Report

Session: Practice 1

Round 3/4

2.439 mile(s)

Battery Tender Global MX-5 Cup

June 15, 2017



Section Data for Car 03 - Harrison, Ashton

| Lap | T/SF to I1 | I1 to I2 | I2 to I3 | I3 to I4 | I4 to I5 | I5 to I6 | I6 to I7 | I7 to I8 | I8 to I9 | I9 to SF | Lap | SF to PI | |
|-----|------------|----------|----------|----------|----------|----------|----------|----------|----------|----------|--------|----------|----------|
| 1 | T | 7.5610 | 12.2723 | 16.1315 | 11.7506 | 14.3249 | 9.8319 | 7.3516 | 9.4018 | 10.2167 | 6.8989 | 105.7412 | |
| | S | 121.016 | 74.169 | 76.037 | 104.559 | 74.108 | 75.103 | 95.619 | 58.379 | 83.820 | 85.784 | 83.037 | |
| 2 | T | 7.8901 | 12.3197 | 15.9013 | 11.7014 | 14.2272 | 9.9696 | 7.2403 | 9.1713 | 10.3135 | 7.0664 | 105.8008 | |
| | S | 115.968 | 73.884 | 77.138 | 104.999 | 74.617 | 74.066 | 97.089 | 59.846 | 83.033 | 83.751 | 82.990 | |
| 3 | T | 7.4472 | 12.4880 | 15.9843 | 11.7391 | 14.2472 | 9.8801 | 7.1390 | 9.1709 | 10.2029 | 6.8481 | 105.1468 | |
| | S | 122.865 | 72.888 | 76.737 | 104.662 | 74.512 | 74.737 | 98.467 | 59.848 | 83.933 | 86.421 | 83.506 | |
| 4 | T | 7.4096 | 12.3655 | 15.8671 | 11.8206 | 14.3668 | 9.9779 | 7.2324 | 9.1481 | 10.3990 | 6.8824 | 105.4694 | |
| | S | 123.488 | 73.610 | 77.304 | 103.940 | 73.892 | 74.004 | 97.195 | 59.998 | 82.351 | 85.990 | 83.251 | |
| 5 | T | 7.6177 | 12.5128 | 15.9975 | 11.9944 | 14.1689 | 9.8629 | 7.3528 | 9.4769 | 10.5190 | 6.9830 | 106.4859 | |
| | S | 120.115 | 72.744 | 76.674 | 102.434 | 74.924 | 74.867 | 95.604 | 57.916 | 81.411 | 84.751 | 82.456 | |
| 6 | T | 7.6008 | 12.3273 | 16.3358 | 12.1267 | 14.7211 | 9.8514 | 7.3159 | 9.3314 | 10.1649 | 6.9308 | 106.7061 | 99.2477 |
| | S | 120.382 | 73.838 | 75.086 | 101.317 | 72.114 | 74.955 | 96.086 | 58.819 | 84.247 | 85.390 | 82.286 | 81.690 |
| 7 | T | 7.4408 | 12.2572 | 15.9750 | 11.8261 | 14.2450 | 10.0151 | 7.1858 | 9.0040 | 10.2367 | 6.7642 | 104.9499 | |
| | S | 122.971 | 74.261 | 76.782 | 103.892 | 74.524 | 73.730 | 97.826 | 60.958 | 83.656 | 87.493 | 83.663 | |
| 8 | T | 7.5844 | 12.3701 | 16.0293 | 12.0250 | 14.1925 | 10.0980 | 7.2701 | 9.0284 | 10.3027 | 6.9326 | 105.8331 | 103.4558 |
| | S | 120.642 | 73.583 | 76.522 | 102.174 | 74.799 | 73.124 | 96.691 | 60.793 | 83.120 | 85.367 | 82.965 | 78.367 |
| 9 | T | | | 16.9723 | 13.6122 | 14.6962 | 10.1061 | 7.3580 | | | | 235.4663 | |
| | S | | | 72.270 | 90.260 | 72.236 | 73.066 | 95.536 | | | | 37.289 | |
| 10 | T | 7.7111 | 12.6262 | 16.1039 | 11.8772 | 13.9736 | 9.8625 | 8.1206 | 9.5278 | 11.4093 | 7.1007 | 108.3129 | |
| | S | 118.660 | 72.090 | 76.167 | 103.445 | 75.971 | 74.870 | 86.564 | 57.607 | 75.058 | 83.346 | 81.065 | |
| 11 | T | 7.5528 | 12.3742 | 16.2134 | 11.9779 | 14.1350 | 9.8086 | 7.2483 | 9.0295 | 10.2480 | 6.9138 | 105.5015 | |
| | S | 121.147 | 73.558 | 75.653 | 102.575 | 75.104 | 75.282 | 96.982 | 60.786 | 83.564 | 85.600 | 83.225 | |
| 12 | T | 7.5411 | 12.4361 | 16.3055 | 11.9801 | 13.9216 | 10.2986 | 7.2330 | 8.9716 | 10.3739 | 6.9258 | 105.9873 | |
| | S | 121.335 | 73.192 | 75.226 | 102.556 | 76.255 | 71.700 | 97.187 | 61.178 | 82.550 | 85.451 | 82.844 | |
| 13 | T | 7.5853 | 12.4449 | 16.6690 | 11.9927 | 14.2085 | 10.4669 | 7.3397 | 9.0732 | 10.6149 | 6.9571 | 107.3522 | 105.5482 |
| | S | 120.628 | 73.141 | 73.585 | 102.449 | 74.715 | 70.547 | 95.774 | 60.493 | 80.676 | 85.067 | 81.791 | 76.813 |
| 14 | T | | | | | | | 7.9476 | | | | | |
| | S | | | | | | | 88.449 | | | | | |

Event: The Brickyard Vintage Racing Invitational

Track: Indianapolis Motor Speedway RC

Report: Section Data Report

Session: Practice 1

Round 3/4

2.439 mile(s)

Battery Tender Global MX-5 Cup

June 15, 2017



Section Data for Car 06 - Wilmot, Patrick (R)

| Lap | T/SF to I1 | I1 to I2 | I2 to I3 | I3 to I4 | I4 to I5 | I5 to I6 | I6 to I7 | I7 to I8 | I8 to I9 | I9 to SF | Lap | SF to PI | |
|-----|------------|----------|----------|----------|----------|----------|----------|----------|----------|----------|--------|----------|----------|
| 1 | T | 7.4304 | 12.4378 | 16.0775 | 11.6969 | 14.4068 | 9.7657 | 7.3297 | 9.3818 | 10.1572 | 6.8586 | 105.5424 | |
| | S | 123.143 | 73.182 | 76.292 | 105.039 | 73.687 | 75.613 | 95.905 | 58.503 | 84.311 | 86.288 | 83.193 | |
| 2 | T | 7.6373 | 12.1844 | 15.9124 | 11.9169 | 14.0708 | 9.8708 | 7.1984 | 9.2990 | 10.1595 | 6.9210 | 105.1705 | |
| | S | 119.807 | 74.704 | 77.084 | 103.100 | 75.446 | 74.807 | 97.654 | 59.024 | 84.292 | 85.511 | 83.487 | |
| 3 | T | 7.6694 | 12.2171 | 15.9794 | 11.9559 | 14.1467 | 9.9425 | 7.1574 | 9.0229 | 10.2442 | 7.0061 | 105.3416 | |
| | S | 119.305 | 74.504 | 76.761 | 102.764 | 75.042 | 74.268 | 98.214 | 60.830 | 83.595 | 84.472 | 83.352 | |
| 4 | T | 7.6162 | 12.2028 | 16.0058 | 11.8729 | 14.0748 | 9.8283 | 7.2127 | 9.0096 | 10.3038 | 6.9838 | 105.1107 | 104.0954 |
| | S | 120.139 | 74.592 | 76.634 | 103.482 | 75.425 | 75.131 | 97.461 | 60.920 | 83.111 | 84.742 | 83.535 | 77.885 |
| 5 | T | | | 15.9999 | 12.2509 | 14.0803 | 9.8053 | 7.3183 | | | | 454.2186 | |
| | S | | | 76.662 | 100.289 | 75.395 | 75.307 | 96.054 | | | | 19.331 | |
| 6 | T | 7.8142 | 12.5322 | 16.2386 | 12.2695 | 14.2126 | 9.8943 | 7.2115 | 9.0149 | 10.3071 | 7.0645 | 106.5594 | |
| | S | 117.095 | 72.631 | 75.536 | 100.137 | 74.694 | 74.630 | 97.477 | 60.884 | 83.085 | 83.774 | 82.399 | |
| 7 | T | 7.7697 | 12.3305 | 15.9013 | 12.1356 | 14.1474 | 9.8333 | 7.2243 | 9.0842 | 10.1395 | 7.0365 | 105.6023 | |
| | S | 117.765 | 73.819 | 77.138 | 101.242 | 75.038 | 75.093 | 97.304 | 60.420 | 84.458 | 84.107 | 83.146 | |
| 8 | T | 7.7157 | 12.2868 | 16.0259 | 12.0675 | 14.0517 | 9.9362 | 7.2109 | 8.9974 | 10.1572 | 7.0485 | 105.4978 | |
| | S | 118.589 | 74.082 | 76.538 | 101.814 | 75.549 | 74.315 | 97.485 | 61.002 | 84.311 | 83.964 | 83.228 | |
| 9 | T | 7.6609 | 12.1742 | 15.9754 | 12.1330 | 14.1044 | 9.8932 | 7.2023 | 9.0204 | 10.1284 | 6.9734 | 105.2656 | |
| | S | 119.438 | 74.767 | 76.780 | 101.264 | 75.267 | 74.638 | 97.601 | 60.847 | 84.551 | 84.868 | 83.412 | |
| 10 | T | 7.6757 | 12.2553 | 15.8833 | 12.0803 | 14.1572 | 9.7572 | 7.1832 | 8.9542 | 10.1809 | 6.9911 | 105.1184 | |
| | S | 119.207 | 74.272 | 77.225 | 101.706 | 74.986 | 75.678 | 97.861 | 61.297 | 84.115 | 84.653 | 83.529 | |
| 11 | T | 7.6848 | 12.2737 | 16.7977 | 12.1280 | 14.1593 | 10.0441 | 7.1883 | 9.0925 | 10.6532 | 7.0243 | 107.0459 | |
| | S | 119.066 | 74.161 | 73.021 | 101.306 | 74.975 | 73.517 | 97.791 | 60.364 | 80.386 | 84.253 | 82.025 | |
| 12 | T | 7.7195 | 12.3266 | 16.0601 | 12.1524 | 14.1954 | 9.8754 | 7.2801 | 9.0359 | 10.1924 | 7.0045 | 105.8423 | |
| | S | 118.531 | 73.843 | 76.375 | 101.102 | 74.784 | 74.773 | 96.558 | 60.743 | 84.020 | 84.491 | 82.957 | |
| 13 | T | 7.6816 | 12.3100 | 16.1538 | 12.0876 | 14.1136 | 9.9035 | 7.2394 | 9.0010 | 10.2078 | 6.9908 | 105.6891 | 110.1549 |
| | S | 119.116 | 73.942 | 75.932 | 101.644 | 75.218 | 74.560 | 97.101 | 60.978 | 83.893 | 84.657 | 83.078 | 73.601 |
| 14 | T | | | | | | | 7.4212 | | | | | |
| | S | | | | | | | 94.722 | | | | | |

Event: The Brickyard Vintage Racing Invitational

Track: Indianapolis Motor Speedway RC

Report: Section Data Report

Session: Practice 1

Round 3/4

2.439 mile(s)

Battery Tender Global MX-5 Cup

June 15, 2017



Section Data for Car 07 - DaSilva, Joe (R)

| Lap | T/SF to I1 | I1 to I2 | I2 to I3 | I3 to I4 | I4 to I5 | I5 to I6 | I6 to I7 | I7 to I8 | I8 to I9 | I9 to SF | Lap | SF to PI | |
|-----|------------|----------|----------|----------|----------|----------|----------|----------|----------|----------|--------|----------|----------|
| 1 | T | 7.7426 | 13.4310 | 18.0588 | 12.8519 | 16.3892 | 11.0201 | 8.0174 | 10.3670 | 11.3465 | 7.2113 | 116.4358 | 107.2136 |
| | S | 118.177 | 67.771 | 67.922 | 95.600 | 64.774 | 67.006 | 87.679 | 52.943 | 75.474 | 82.068 | 75.410 | 75.620 |
| 2 | T | 7.6507 | 13.8752 | 16.3703 | 11.9729 | 14.6794 | 10.3036 | 7.7227 | 9.5537 | | | 109.4444 | |
| | S | 119.597 | 65.601 | 74.928 | 102.618 | 72.318 | 71.665 | 91.024 | 57.450 | | | 80.227 | |
| 3 | T | 7.5284 | | | 12.7378 | 15.0036 | 10.2909 | 7.3761 | 8.9568 | 10.6194 | 6.9640 | 119.5865 | |
| | S | 121.540 | | | 96.456 | 70.756 | 71.754 | 95.302 | 61.279 | 80.641 | 84.983 | 73.423 | |
| 4 | T | 7.5668 | 12.7980 | 16.5950 | 12.1639 | 14.5672 | 10.2669 | 7.4678 | 9.2702 | 11.6499 | 7.1150 | 109.4607 | |
| | S | 120.923 | 71.123 | 73.913 | 101.007 | 72.875 | 71.921 | 94.131 | 59.207 | 73.508 | 83.179 | 80.215 | |
| 5 | T | 7.7064 | 12.8144 | 16.5001 | 12.2347 | 14.6603 | 10.1062 | 7.2926 | 8.7878 | 12.8940 | 7.1901 | 110.1866 | |
| | S | 118.732 | 71.032 | 74.338 | 100.422 | 72.413 | 73.065 | 96.393 | 62.457 | 66.416 | 82.310 | 79.687 | |
| 6 | T | 7.5799 | | | 12.5656 | 14.9357 | 10.0826 | 7.5563 | 8.8881 | 10.7477 | 6.9802 | 114.1691 | |
| | S | 120.714 | | | 97.778 | 71.077 | 73.236 | 93.029 | 61.753 | 79.679 | 84.785 | 76.907 | |
| 7 | T | 7.7961 | 12.8520 | 17.2771 | 12.7430 | 15.3617 | 10.0248 | 7.4497 | 8.9660 | 11.2200 | 7.1429 | 110.8333 | |
| | S | 117.366 | 70.824 | 70.995 | 96.417 | 69.106 | 73.658 | 94.360 | 61.216 | 76.325 | 82.854 | 79.222 | |
| 8 | T | 7.6684 | 12.7775 | 17.5355 | 12.8092 | 14.8252 | 10.4428 | 7.3731 | 9.0959 | 10.7537 | 7.0162 | 110.2975 | |
| | S | 119.321 | 71.237 | 69.949 | 95.918 | 71.607 | 70.710 | 95.340 | 60.342 | 79.634 | 84.350 | 79.607 | |
| 9 | T | 7.6246 | 13.0150 | 16.8435 | 12.3778 | 15.1553 | 10.4331 | 7.6794 | 9.3304 | 10.6645 | 6.9877 | 110.1113 | |
| | S | 120.006 | 69.937 | 72.823 | 99.261 | 70.048 | 70.776 | 91.538 | 58.825 | 80.300 | 84.694 | 79.741 | |
| 10 | T | 7.6268 | 12.8880 | 16.7500 | 12.3515 | 14.6058 | 10.3052 | 7.4971 | 8.9548 | 10.7680 | 7.0128 | 108.7600 | 108.4219 |
| | S | 119.972 | 70.626 | 73.229 | 99.473 | 72.683 | 71.654 | 93.764 | 61.293 | 79.529 | 84.391 | 80.732 | 74.777 |
| 11 | T | | | 17.1111 | 12.4812 | 15.0601 | 9.9666 | 7.4444 | | | | 159.8445 | |
| | S | | | 71.684 | 98.439 | 70.490 | 74.088 | 94.427 | | | | 54.931 | |
| 12 | T | 7.6071 | 13.2127 | 16.3507 | 12.0331 | 14.8573 | 9.9700 | 7.2815 | 8.8940 | 10.9643 | 7.0183 | 108.1890 | |
| | S | 120.282 | 68.890 | 75.018 | 102.105 | 71.452 | 74.063 | 96.540 | 61.712 | 78.105 | 84.325 | 81.158 | |
| 13 | T | 7.4953 | 12.9283 | 16.6806 | 11.9650 | 14.4794 | 10.0413 | 7.8829 | 9.2239 | 10.4560 | 6.9464 | 108.0991 | |
| | S | 122.077 | 70.406 | 73.534 | 102.686 | 73.317 | 73.537 | 89.175 | 59.505 | 81.902 | 85.198 | 81.225 | |
| 14 | T | 7.5314 | 12.7214 | 16.4111 | 11.9981 | 14.7688 | 10.1738 | 7.4958 | 9.2680 | 10.5493 | 6.9358 | 107.8535 | |
| | S | 121.491 | 71.551 | 74.742 | 102.403 | 71.881 | 72.579 | 93.780 | 59.221 | 81.177 | 85.328 | 81.410 | |
| 15 | T | 7.5605 | 12.9319 | 16.6606 | 12.1371 | 14.8089 | 10.1378 | 7.5667 | 9.0222 | 10.7661 | 7.0077 | 108.5995 | 112.2386 |
| | S | 121.024 | 70.386 | 73.622 | 101.230 | 71.686 | 72.837 | 92.901 | 60.835 | 79.543 | 84.453 | 80.851 | 72.235 |
| 16 | T | | | | | | | 8.5501 | | | | | |
| | S | | | | | | | 82.216 | | | | | |

Event: The Brickyard Vintage Racing Invitational

Track: Indianapolis Motor Speedway RC

Report: Section Data Report

Session: Practice 1

Round 3/4

2.439 mile(s)

Battery Tender Global MX-5 Cup

June 15, 2017



Section Data for Car 11 - Malkhassian, Ara

| Lap | T/SF to I1 | I1 to I2 | I2 to I3 | I3 to I4 | I4 to I5 | I5 to I6 | I6 to I7 | I7 to I8 | I8 to I9 | I9 to SF | Lap | SF to PI | |
|-----|------------|----------|----------|----------|----------|----------|----------|----------|----------|----------|---------|----------|----------|
| 1 | T | 7.6131 | 12.4211 | 16.1101 | 11.9116 | 14.1878 | 9.8324 | 7.1775 | 8.9874 | 10.1744 | 6.8663 | 105.2817 | |
| | S | 120.188 | 73.281 | 76.138 | 103.146 | 74.824 | 75.100 | 97.939 | 61.070 | 84.168 | 86.192 | 83.399 | |
| 2 | T | 7.7870 | 13.0031 | 15.8153 | 11.7126 | 14.0993 | 9.7693 | 7.1449 | 8.8750 | 10.3125 | 7.0021 | 105.5211 | |
| | S | 117.504 | 70.001 | 77.557 | 104.899 | 75.294 | 75.585 | 98.385 | 61.844 | 83.041 | 84.520 | 83.210 | |
| 3 | T | 7.5343 | 12.2627 | 16.0058 | 11.8483 | 14.0253 | 10.0199 | 7.0639 | 8.8381 | 11.2767 | 7.0068 | 105.8818 | 98.4584 |
| | S | 121.445 | 74.227 | 76.634 | 103.697 | 75.691 | 73.694 | 99.514 | 62.102 | 75.941 | 84.463 | 82.926 | 82.344 |
| 4 | T | 7.6069 | 12.3931 | 16.0079 | 12.0340 | 14.2452 | 9.7008 | 7.1815 | 9.0007 | | | 105.8641 | |
| | S | 120.286 | 73.446 | 76.624 | 102.097 | 74.523 | 76.118 | 97.884 | 60.980 | | | 82.940 | |
| 5 | T | 7.5072 | 12.3943 | 16.4205 | 12.5722 | 14.1982 | 9.8252 | 7.1361 | 9.3873 | 10.1609 | 6.8934 | 106.4953 | |
| | S | 121.883 | 73.439 | 74.699 | 97.726 | 74.769 | 75.155 | 98.507 | 58.469 | 84.280 | 85.853 | 82.449 | |
| 6 | T | 7.5209 | 12.3002 | 16.1670 | 11.9817 | 14.1875 | 9.7565 | 7.1582 | 8.8697 | 10.1697 | 6.9119 | 105.0233 | 102.3368 |
| | S | 121.661 | 74.001 | 75.870 | 102.543 | 74.826 | 75.684 | 98.203 | 61.881 | 84.207 | 85.623 | 83.604 | 79.224 |
| 7 | T | | | 17.0195 | 19.6796 | 16.3196 | 10.1680 | 7.1490 | | | | 299.8715 | |
| | S | | | 72.070 | 62.432 | 65.050 | 72.621 | 98.329 | | | | 29.281 | |
| 8 | T | 12.5579 | 17.1190 | 16.1127 | 11.8281 | 14.0009 | 9.9515 | 8.9181 | 10.9073 | 13.7634 | 10.5088 | 125.6677 | |
| | S | 72.863 | 53.171 | 76.126 | 103.874 | 75.823 | 74.201 | 78.823 | 50.321 | 62.220 | 56.316 | 69.870 | |
| 9 | T | 7.4912 | 12.1862 | 16.0348 | 11.8279 | 14.1777 | 9.7790 | 7.1824 | 8.9501 | 10.2391 | 6.8815 | 104.7499 | |
| | S | 122.143 | 74.693 | 76.496 | 103.876 | 74.878 | 75.510 | 97.872 | 61.325 | 83.637 | 86.001 | 83.823 | |
| 10 | T | 7.5030 | 12.2564 | 16.0635 | 11.9057 | 14.1225 | 10.3097 | 7.1996 | 9.0021 | 10.1346 | 6.8481 | 105.3452 | 101.5897 |
| | S | 121.951 | 74.265 | 76.359 | 103.197 | 75.170 | 71.623 | 97.638 | 60.971 | 84.499 | 86.421 | 83.349 | 79.806 |
| 11 | T | | | 16.2597 | 12.1372 | 14.2210 | 9.7625 | 7.5144 | | | | 311.1779 | |
| | S | | | 75.437 | 101.229 | 74.650 | 75.637 | 93.548 | | | | 28.217 | |
| 12 | T | 7.6504 | 12.5625 | 16.6599 | 12.7836 | 14.2550 | 9.7515 | 7.1878 | 8.8363 | 10.9414 | 7.0116 | 107.6400 | |
| | S | 119.602 | 72.456 | 73.625 | 96.110 | 74.471 | 75.723 | 97.798 | 62.115 | 78.268 | 84.406 | 81.572 | |
| 13 | T | 7.6109 | 12.5463 | 16.1214 | 12.0009 | 14.1389 | 9.6578 | 7.2770 | 8.8804 | 10.4192 | 6.9649 | 105.6177 | 106.2484 |
| | S | 120.222 | 72.549 | 76.085 | 102.379 | 75.083 | 76.457 | 96.599 | 61.806 | 82.191 | 84.972 | 83.134 | 76.307 |
| 14 | T | | | | | | | 7.3353 | | | | | |
| | S | | | | | | | 95.832 | | | | | |

Event: The Brickyard Vintage Racing Invitational

Track: Indianapolis Motor Speedway RC

Report: Section Data Report

Session: Practice 1

Round 3/4

2.439 mile(s)

Battery Tender Global MX-5 Cup

June 15, 2017



Section Data for Car 20 - Palermo, Hernan

| Lap | T/SF to I1 | I1 to I2 | I2 to I3 | I3 to I4 | I4 to I5 | I5 to I6 | I6 to I7 | I7 to I8 | I8 to I9 | I9 to SF | Lap | SF to PI | |
|-----|------------|----------|----------|----------|----------|----------|----------|----------|----------|----------|--------|----------|----------|
| 1 | T | 7.4737 | 12.3407 | 16.0787 | 11.7516 | 14.0821 | 9.9320 | 7.6533 | 9.1601 | | | 105.5199 | |
| | S | 122.429 | 73.758 | 76.287 | 104.551 | 75.386 | 74.346 | 91.850 | 59.919 | | | 83.211 | |
| 2 | T | 7.4561 | 12.3910 | 16.1296 | 11.6290 | 13.9544 | 9.9949 | 7.1263 | 8.8833 | 10.4098 | 6.8721 | 104.8465 | |
| | S | 122.718 | 73.459 | 76.046 | 105.653 | 76.076 | 73.879 | 98.642 | 61.786 | 82.265 | 86.119 | 83.745 | |
| 3 | T | 7.5976 | 12.6673 | 15.8192 | 11.5856 | 14.4327 | 9.9031 | 7.2340 | 9.1639 | 10.1668 | 6.9428 | 105.5130 | |
| | S | 120.433 | 71.856 | 77.538 | 106.049 | 73.555 | 74.563 | 97.174 | 59.894 | 84.231 | 85.242 | 83.216 | |
| 4 | T | 7.3955 | 12.2411 | 15.8060 | 11.7502 | 14.2022 | 9.8593 | 7.1166 | 9.1228 | 10.0810 | 6.8191 | 104.3938 | |
| | S | 123.724 | 74.358 | 77.603 | 104.563 | 74.748 | 74.895 | 98.777 | 60.164 | 84.948 | 86.788 | 84.108 | |
| 5 | T | 7.3814 | 12.5936 | 15.9631 | 11.9435 | 14.1131 | 9.9419 | 7.1834 | 9.1687 | 10.2264 | 6.8545 | 105.3696 | |
| | S | 123.960 | 72.277 | 76.839 | 102.871 | 75.220 | 74.272 | 97.858 | 59.863 | 83.740 | 86.340 | 83.330 | |
| 6 | T | 7.5206 | 12.9688 | 18.5979 | 18.7537 | 16.9715 | 15.8315 | 7.1968 | 9.1428 | 10.4090 | 6.8986 | 124.2912 | |
| | S | 121.666 | 70.186 | 65.953 | 65.514 | 62.551 | 46.642 | 97.676 | 60.032 | 82.271 | 85.788 | 70.644 | |
| 7 | T | 7.3607 | 12.7724 | 15.7492 | 11.7794 | 14.3639 | 9.7698 | 8.6599 | 9.0418 | 10.0331 | 6.7982 | 106.3284 | |
| | S | 124.309 | 71.265 | 77.883 | 104.304 | 73.907 | 75.581 | 81.174 | 60.703 | 85.354 | 87.055 | 82.578 | |
| 8 | T | 7.3152 | 12.6624 | 15.8523 | 11.7179 | 14.4349 | 9.7584 | 7.1127 | 9.0831 | 10.1085 | 6.7481 | 104.7935 | 107.2469 |
| | S | 125.082 | 71.884 | 77.376 | 104.851 | 73.543 | 75.669 | 98.831 | 60.427 | 84.717 | 87.701 | 83.788 | 75.597 |
| 9 | T | | | 16.0155 | 11.7903 | 14.2771 | 9.7989 | 7.3238 | | | | 213.4463 | |
| | S | | | 76.588 | 104.207 | 74.356 | 75.356 | 95.982 | | | | 41.136 | |
| 10 | T | 7.3200 | 12.7285 | 15.8736 | 11.8070 | 14.3596 | 9.7271 | 7.3117 | 9.0895 | 10.2160 | 6.7639 | 105.1969 | |
| | S | 125.000 | 71.511 | 77.272 | 104.060 | 73.929 | 75.913 | 96.141 | 60.384 | 83.826 | 87.497 | 83.466 | |
| 11 | T | 7.4674 | 12.9333 | 15.9223 | 12.9100 | 14.9135 | 9.8366 | 7.1354 | 9.2502 | 10.1129 | 6.8702 | 107.3518 | |
| | S | 122.533 | 70.379 | 77.036 | 95.169 | 71.183 | 75.068 | 98.516 | 59.335 | 84.680 | 86.143 | 81.791 | |
| 12 | T | 7.5079 | 12.5443 | 15.9391 | 11.8861 | 14.1568 | 9.9839 | 7.0645 | 9.0294 | 10.5685 | 6.8923 | 105.5728 | |
| | S | 121.872 | 72.561 | 76.955 | 103.367 | 74.988 | 73.960 | 99.505 | 60.786 | 81.030 | 85.867 | 83.169 | |
| 13 | T | 7.4138 | 12.3280 | 16.3017 | 11.8204 | 14.1187 | 9.8484 | 7.1073 | 9.0941 | 10.1765 | 6.8055 | 105.0144 | |
| | S | 123.418 | 73.834 | 75.243 | 103.942 | 75.190 | 74.978 | 98.906 | 60.354 | 84.151 | 86.962 | 83.611 | |
| 14 | T | 7.2993 | 12.7237 | 15.7893 | 11.7747 | 14.5120 | 9.7093 | 7.1147 | 9.1621 | 10.1069 | 6.7828 | 104.9748 | |
| | S | 125.354 | 71.538 | 77.685 | 104.345 | 73.153 | 76.052 | 98.803 | 59.906 | 84.731 | 87.253 | 83.643 | |
| 15 | T | 7.6437 | 12.3461 | 15.9606 | 12.0931 | 14.2139 | 9.7533 | 7.3913 | 9.4616 | 10.2857 | 6.9392 | 106.0885 | 106.3308 |
| | S | 119.706 | 73.726 | 76.851 | 101.598 | 74.687 | 75.709 | 95.106 | 58.010 | 83.258 | 85.286 | 82.765 | 76.248 |
| 16 | T | | | | | | | 7.2301 | | | | | |
| | S | | | | | | | 97.226 | | | | | |

Event: The Brickyard Vintage Racing Invitational

Track: Indianapolis Motor Speedway RC

Report: Section Data Report

Session: Practice 1

Round 3/4

2.439 mile(s)

Battery Tender Global MX-5 Cup

June 15, 2017



Section Data for Car 21 - Martin III, Tom

| Lap | T/SF to I1 | I1 to I2 | I2 to I3 | I3 to I4 | I4 to I5 | I5 to I6 | I6 to I7 | I7 to I8 | I8 to I9 | I9 to SF | Lap | SF to PI | |
|-----|------------|----------|----------|----------|----------|----------|----------|----------|----------|----------|--------|----------|----------|
| 1 | T | 7.4858 | 12.6752 | 15.7862 | 11.6557 | 14.6429 | 9.8073 | 7.3635 | 9.1880 | 10.2330 | 6.8766 | 105.7142 | |
| | S | 122.231 | 71.812 | 77.700 | 105.411 | 72.499 | 75.292 | 95.465 | 59.737 | 83.686 | 86.063 | 83.058 | |
| 2 | T | 7.5075 | 12.5928 | 15.8317 | 11.7407 | 14.3065 | 9.6749 | 7.2263 | 9.1117 | 10.2726 | 6.8736 | 105.1383 | |
| | S | 121.878 | 72.282 | 77.477 | 104.648 | 74.203 | 76.322 | 97.277 | 60.237 | 83.364 | 86.100 | 83.513 | |
| 3 | T | 7.5365 | 12.3877 | 15.8288 | 11.7208 | 14.4668 | 9.7373 | 7.2066 | 9.1011 | 10.2701 | 6.8935 | 105.1492 | |
| | S | 121.409 | 73.478 | 77.491 | 104.825 | 73.381 | 75.833 | 97.543 | 60.307 | 83.384 | 85.852 | 83.504 | |
| 4 | T | 7.5990 | 12.4922 | 15.8124 | 11.9187 | 14.5461 | 10.3276 | 7.1938 | 9.1052 | 10.4280 | 6.9649 | 106.3879 | |
| | S | 120.411 | 72.864 | 77.571 | 103.085 | 72.981 | 71.499 | 97.717 | 60.280 | 82.122 | 84.972 | 82.532 | |
| 5 | T | 7.5863 | 12.9775 | 15.8455 | 11.7010 | 14.6357 | 9.7529 | 7.3344 | 9.1033 | 10.1433 | 6.8949 | 105.9748 | |
| | S | 120.612 | 70.139 | 77.409 | 105.003 | 72.534 | 75.712 | 95.843 | 60.293 | 84.427 | 85.834 | 82.854 | |
| 6 | T | 7.3885 | 12.9685 | 16.3674 | 11.9624 | 14.1674 | 9.7497 | 7.2290 | 9.0267 | 10.1447 | 6.8268 | 105.8311 | |
| | S | 123.841 | 70.188 | 74.941 | 102.708 | 74.932 | 75.737 | 97.241 | 60.804 | 84.415 | 86.690 | 82.966 | |
| 7 | T | 7.5126 | 12.3669 | 15.8994 | 11.8035 | 14.3335 | 9.8335 | 7.1903 | 9.0345 | 10.2133 | 6.8776 | 105.0651 | |
| | S | 121.795 | 73.602 | 77.147 | 104.091 | 74.064 | 75.091 | 97.764 | 60.752 | 83.848 | 86.050 | 83.571 | |
| 8 | T | 7.4475 | 12.4501 | 15.9091 | 11.8416 | 14.6368 | 9.7488 | 7.1646 | 9.3071 | 10.2030 | 6.8571 | 105.5657 | 105.2000 |
| | S | 122.860 | 73.110 | 77.100 | 103.756 | 72.529 | 75.744 | 98.115 | 58.973 | 83.933 | 86.307 | 83.175 | 77.067 |
| 9 | T | | | 16.1834 | 12.2070 | 14.5979 | 9.7959 | 7.1990 | | | | 270.3707 | |
| | S | | | 75.793 | 100.650 | 72.722 | 75.379 | 97.646 | | | | 32.475 | |
| 10 | T | 7.7073 | 12.5879 | 15.9165 | 12.1165 | 14.3090 | 9.9089 | 7.3300 | 8.9995 | 10.1804 | 6.9947 | 106.0507 | |
| | S | 118.719 | 72.310 | 77.064 | 101.402 | 74.190 | 74.520 | 95.901 | 60.988 | 84.119 | 84.610 | 82.794 | |
| 11 | T | 7.7182 | 12.5622 | 15.9045 | 12.2563 | 14.3842 | 9.7362 | 7.3108 | 9.1519 | 10.2875 | 6.9933 | 106.3051 | |
| | S | 118.551 | 72.458 | 77.122 | 100.245 | 73.803 | 75.842 | 96.153 | 59.973 | 83.243 | 84.626 | 82.596 | |
| 12 | T | 7.6758 | 12.5021 | 15.9622 | 12.0734 | 14.3972 | 9.9022 | 7.2910 | 8.9941 | 10.2461 | 6.9757 | 106.0198 | |
| | S | 119.206 | 72.806 | 76.843 | 101.764 | 73.736 | 74.570 | 96.414 | 61.025 | 83.579 | 84.840 | 82.818 | |
| 13 | T | 7.6588 | 12.7522 | 16.0040 | 12.0979 | 15.0631 | 10.2039 | 7.2696 | 9.1648 | 10.2833 | 6.9520 | 107.4496 | 101.7527 |
| | S | 119.470 | 71.378 | 76.643 | 101.558 | 70.476 | 72.365 | 96.698 | 59.888 | 83.277 | 85.129 | 81.716 | 79.678 |
| 14 | T | 7.7903 | 13.0354 | 16.0728 | 11.8728 | 14.4270 | 9.7458 | 7.4877 | 9.9890 | | | 108.0573 | |
| | S | 117.454 | 69.827 | 76.315 | 103.483 | 73.584 | 75.767 | 93.881 | 54.947 | | | 81.257 | |
| 15 | T | 7.4660 | 12.4488 | 15.9880 | 11.7888 | 14.3576 | 9.7685 | 7.2084 | 9.0539 | 10.1484 | 6.8728 | 105.1012 | 102.8549 |
| | S | 122.556 | 73.118 | 76.719 | 104.221 | 73.939 | 75.591 | 97.519 | 60.622 | 84.384 | 86.110 | 83.542 | 78.825 |
| 16 | T | | | | | | | 7.2502 | | | | | |
| | S | | | | | | | 96.957 | | | | | |

Event: The Brickyard Vintage Racing Invitational

Track: Indianapolis Motor Speedway RC

Report: Section Data Report

Session: Practice 1

Round 3/4

2.439 mile(s)

Battery Tender Global MX-5 Cup

June 15, 2017



Section Data for Car 26 - Probert, Tim

| Lap | T/SF to I1 | I1 to I2 | I2 to I3 | I3 to I4 | I4 to I5 | I5 to I6 | I6 to I7 | I7 to I8 | I8 to I9 | I9 to SF | Lap | SF to PI | |
|-----|------------|----------|----------|----------|----------|----------|----------|----------|----------|----------|--------|----------|----------|
| 1 | T | 7.7339 | 12.4150 | 16.5234 | 12.0462 | 14.6919 | 10.2613 | 7.5432 | 10.0297 | 10.5064 | 7.0376 | 108.7886 | |
| | S | 118.310 | 73.317 | 74.234 | 101.994 | 72.257 | 71.961 | 93.190 | 54.724 | 81.509 | 84.094 | 80.711 | |
| 2 | T | 7.6722 | 12.5126 | 16.1193 | 12.0435 | 14.5082 | 10.3081 | 7.3174 | 8.9373 | 10.5223 | 7.0048 | 106.9457 | |
| | S | 119.262 | 72.745 | 76.095 | 102.017 | 73.172 | 71.634 | 96.066 | 61.413 | 81.386 | 84.488 | 82.101 | |
| 3 | T | 7.6655 | 12.5079 | 16.0809 | 11.8493 | 14.6686 | 10.0876 | 7.4391 | 8.7024 | 10.9544 | 7.0429 | 106.9986 | |
| | S | 119.366 | 72.772 | 76.276 | 103.689 | 72.372 | 73.200 | 94.495 | 63.070 | 78.175 | 84.030 | 82.061 | |
| 4 | T | 7.6584 | 12.3800 | 16.0064 | 12.0386 | 14.1628 | 10.3305 | 7.2493 | 9.0453 | 10.4191 | 6.9958 | 106.2862 | |
| | S | 119.477 | 73.524 | 76.631 | 102.058 | 74.956 | 71.479 | 96.969 | 60.679 | 82.192 | 84.596 | 82.611 | |
| 5 | T | 7.8021 | 12.3097 | 16.1877 | 12.0659 | 14.0144 | 9.9411 | 7.3817 | 8.7458 | 11.3057 | 7.2153 | 106.9694 | |
| | S | 117.276 | 73.944 | 75.773 | 101.827 | 75.750 | 74.278 | 95.229 | 62.757 | 75.746 | 82.023 | 82.083 | |
| 6 | T | 7.6887 | 12.2326 | 16.2166 | 12.1535 | 14.0241 | 10.0668 | 7.2753 | 8.8905 | 10.5572 | 7.0230 | 106.1283 | |
| | S | 119.006 | 74.410 | 75.638 | 101.093 | 75.698 | 73.351 | 96.622 | 61.736 | 81.117 | 84.269 | 82.734 | |
| 7 | T | 7.7023 | 12.4816 | 16.1778 | 12.1758 | 14.3444 | 10.1371 | 7.2725 | 8.6514 | 11.0417 | 7.0736 | 107.0582 | |
| | S | 118.796 | 72.926 | 75.819 | 100.908 | 74.007 | 72.842 | 96.659 | 63.442 | 77.557 | 83.666 | 82.015 | |
| 8 | T | 7.6947 | 12.2846 | 16.1151 | 12.1676 | 14.2570 | 15.9895 | 7.2757 | 8.8940 | 10.5499 | 7.0283 | 112.2564 | |
| | S | 118.913 | 74.095 | 76.114 | 100.976 | 74.461 | 46.181 | 96.617 | 61.712 | 81.173 | 84.205 | 78.217 | |
| 9 | T | 7.6683 | 12.2095 | 16.0720 | 12.1336 | 14.0037 | 10.4865 | 8.2719 | 9.4995 | 10.6836 | 7.0261 | 108.0547 | |
| | S | 119.322 | 74.551 | 76.318 | 101.259 | 75.808 | 70.415 | 84.981 | 57.778 | 80.157 | 84.231 | 81.259 | |
| 10 | T | 7.6170 | 12.3786 | 16.3392 | 12.1096 | 14.0597 | 9.9659 | 7.4155 | 8.7858 | 10.5404 | 6.9850 | 106.1967 | |
| | S | 120.126 | 73.532 | 75.070 | 101.460 | 75.506 | 74.094 | 94.795 | 62.472 | 81.246 | 84.727 | 82.681 | |
| 11 | T | 7.5467 | 13.1140 | 16.0860 | 12.1212 | 14.2880 | 9.8180 | 7.2902 | 8.7748 | 10.4561 | 6.9525 | 106.4475 | |
| | S | 121.245 | 69.409 | 76.252 | 101.363 | 74.299 | 75.210 | 96.425 | 62.550 | 81.901 | 85.123 | 82.486 | |
| 12 | T | 7.6354 | 12.2314 | 16.0738 | 12.1662 | 14.2457 | 9.8214 | 7.3110 | 8.8974 | 10.3860 | 6.9868 | 105.7551 | |
| | S | 119.837 | 74.417 | 76.310 | 100.988 | 74.520 | 75.184 | 96.150 | 61.688 | 82.454 | 84.705 | 83.026 | |
| 13 | T | 7.5997 | 12.2201 | 87.0078 | 13.9068 | 14.6450 | 9.9250 | 7.2781 | 8.8754 | 10.3884 | 6.9576 | 178.8039 | |
| | S | 120.399 | 74.486 | 14.097 | 88.348 | 72.488 | 74.399 | 96.585 | 61.841 | 82.435 | 85.061 | 49.106 | |
| 14 | T | 7.5490 | 12.2329 | 16.0886 | 12.0827 | 14.5879 | 9.8959 | 7.2956 | 8.9592 | 10.2598 | 6.9288 | 105.8804 | |
| | S | 121.208 | 74.408 | 76.240 | 101.686 | 72.772 | 74.618 | 96.353 | 61.263 | 83.468 | 85.414 | 82.928 | |
| 15 | T | 7.5599 | 12.3892 | 16.1141 | 12.0242 | 14.3226 | 9.9174 | 7.2259 | 8.8875 | 10.2113 | 6.9479 | 105.6000 | 107.7300 |
| | S | 121.033 | 73.469 | 76.119 | 102.180 | 74.120 | 74.456 | 97.283 | 61.757 | 83.864 | 85.179 | 83.148 | 75.258 |
| 16 | T | | | | | | | 7.3123 | | | | | |
| | S | | | | | | | 96.133 | | | | | |

Event: The Brickyard Vintage Racing Invitational

Track: Indianapolis Motor Speedway RC

Report: Section Data Report

Session: Practice 1

Round 3/4

2.439 mile(s)

Battery Tender Global MX-5 Cup

June 15, 2017



Section Data for Car 27 - Wright, Mitch (R)

| Lap | T/SF to I1 | I1 to I2 | I2 to I3 | I3 to I4 | I4 to I5 | I5 to I6 | I6 to I7 | I7 to I8 | I8 to I9 | I9 to SF | Lap | SF to PI | |
|-----|------------|----------|----------|----------|----------|----------|----------|----------|----------|----------|--------|----------|----------|
| 1 | T | 7.6836 | 12.9586 | 16.4686 | 12.2499 | 14.7624 | 10.0660 | 7.2620 | 9.7205 | 10.5724 | 7.0309 | 108.7749 | |
| | S | 119.085 | 70.241 | 74.481 | 100.298 | 71.912 | 73.357 | 96.799 | 56.465 | 81.000 | 84.174 | 80.721 | |
| 2 | T | 7.6551 | 12.5365 | 16.1165 | 12.0338 | 14.3795 | 9.9106 | 7.3386 | 9.2402 | 10.4587 | 7.0026 | 106.6721 | |
| | S | 119.528 | 72.606 | 76.108 | 102.099 | 73.827 | 74.507 | 95.789 | 59.400 | 81.881 | 84.514 | 82.312 | |
| 3 | T | 7.6593 | 12.5948 | 16.0279 | 11.9910 | 14.3948 | 9.9661 | 7.2469 | 9.2786 | 10.5523 | 7.0131 | 106.7248 | |
| | S | 119.463 | 72.270 | 76.528 | 102.463 | 73.748 | 74.092 | 97.001 | 59.154 | 81.154 | 84.388 | 82.271 | |
| 4 | T | 7.6618 | 12.7066 | 16.9122 | 11.9881 | 14.3096 | 9.8809 | 7.2668 | 9.2446 | 10.3835 | 7.0088 | 107.3629 | |
| | S | 119.424 | 71.634 | 72.527 | 102.488 | 74.187 | 74.731 | 96.735 | 59.371 | 82.474 | 84.439 | 81.782 | |
| 5 | T | 7.6633 | 13.3576 | 16.1610 | 11.8200 | 14.5479 | 10.0808 | 7.1982 | 9.0786 | 10.2976 | 6.9868 | 107.1918 | |
| | S | 119.400 | 68.143 | 75.898 | 103.946 | 72.972 | 73.249 | 97.657 | 60.457 | 83.161 | 84.705 | 81.913 | |
| 6 | T | 7.6397 | 12.4891 | 16.2413 | 12.3641 | 14.3405 | 9.7540 | 7.4071 | 9.1145 | 10.3661 | 6.9881 | 106.7045 | |
| | S | 119.769 | 72.882 | 75.523 | 99.371 | 74.027 | 75.703 | 94.903 | 60.219 | 82.612 | 84.689 | 82.287 | |
| 7 | T | 7.6949 | 12.2795 | 16.1065 | 12.1112 | 14.1751 | 9.9111 | 7.2378 | 9.0055 | 10.3648 | 7.0083 | 105.8947 | |
| | S | 118.910 | 74.126 | 76.155 | 101.446 | 74.891 | 74.503 | 97.123 | 60.948 | 82.622 | 84.445 | 82.916 | |
| 8 | T | 7.6413 | 12.2630 | 16.0929 | 12.0738 | 14.1382 | 9.9610 | 7.3186 | 9.0576 | 10.4107 | 6.9846 | 105.9417 | |
| | S | 119.744 | 74.225 | 76.219 | 101.761 | 75.087 | 74.130 | 96.050 | 60.597 | 82.258 | 84.732 | 82.880 | |
| 9 | T | 7.7300 | 12.6929 | 16.1969 | 12.1554 | 14.4240 | 9.8279 | 7.2819 | 9.0065 | 10.3842 | 7.0106 | 106.7103 | |
| | S | 118.370 | 71.712 | 75.730 | 101.077 | 73.599 | 75.134 | 96.534 | 60.941 | 82.468 | 84.418 | 82.283 | |
| 10 | T | 7.6966 | 12.5910 | 16.2008 | 12.1006 | 14.2013 | 9.7592 | 7.2296 | 9.2853 | 10.3396 | 7.0203 | 106.4243 | |
| | S | 118.884 | 72.292 | 75.712 | 101.535 | 74.753 | 75.663 | 97.233 | 59.111 | 82.824 | 84.301 | 82.504 | |
| 11 | T | 7.7154 | 13.3465 | 16.1968 | 11.9429 | 14.4203 | 9.9228 | 7.2228 | 9.0961 | 10.5819 | 7.0877 | 107.5332 | |
| | S | 118.594 | 68.200 | 75.730 | 102.876 | 73.618 | 74.415 | 97.324 | 60.341 | 80.927 | 83.499 | 81.653 | |
| 12 | T | 7.5657 | 13.0324 | 16.0688 | 11.9009 | 14.6081 | 9.8925 | 7.1862 | 9.1473 | 10.3277 | 6.9445 | 106.6741 | |
| | S | 120.941 | 69.843 | 76.334 | 103.239 | 72.671 | 74.643 | 97.820 | 60.003 | 82.919 | 85.221 | 82.311 | |
| 13 | T | 7.4877 | 12.4999 | 16.2286 | 12.0020 | 14.1451 | 9.8912 | 7.2034 | 9.1234 | 10.3230 | 6.9094 | 105.8137 | |
| | S | 122.200 | 72.819 | 75.582 | 102.369 | 75.050 | 74.653 | 97.586 | 60.160 | 82.957 | 85.654 | 82.980 | |
| 14 | T | 7.5205 | 12.3630 | 16.4206 | 12.0145 | 14.0602 | 9.9139 | 7.2309 | 9.2025 | 10.3495 | 6.9035 | 105.9791 | |
| | S | 121.667 | 73.625 | 74.698 | 102.263 | 75.503 | 74.482 | 97.215 | 59.643 | 82.744 | 85.727 | 82.850 | |
| 15 | T | 7.5597 | 12.2920 | 16.1779 | 12.1213 | 14.3834 | 10.1496 | 7.2058 | 9.0326 | 10.2326 | 6.9188 | 106.0737 | |
| | S | 121.037 | 74.050 | 75.819 | 101.362 | 73.807 | 72.753 | 97.554 | 60.765 | 83.690 | 85.538 | 82.776 | |
| 16 | T | 7.3929 | 12.4992 | 16.3523 | 12.0859 | 14.6602 | 10.0671 | 7.4372 | 9.3505 | 10.3362 | 6.8826 | 107.0641 | 109.9584 |
| | S | 123.767 | 72.823 | 75.010 | 101.659 | 72.413 | 73.349 | 94.519 | 58.699 | 82.851 | 85.988 | 82.011 | 73.732 |
| 17 | T | | | | | | | 8.2162 | | | | | |
| | S | | | | | | | 85.557 | | | | | |

Event: The Brickyard Vintage Racing Invitational

Track: Indianapolis Motor Speedway RC

Report: Section Data Report

Session: Practice 1

Round 3/4

2.439 mile(s)

Battery Tender Global MX-5 Cup

June 15, 2017



Section Data for Car 28 - Stout, Robert (R)

| Lap | T/SF to I1 | I1 to I2 | I2 to I3 | I3 to I4 | I4 to I5 | I5 to I6 | I6 to I7 | I7 to I8 | I8 to I9 | I9 to SF | Lap | SF to PI | |
|-----|------------|----------|----------|----------|----------|----------|----------|----------|----------|----------|--------|----------|----------|
| 1 | T | 7.5583 | 12.1906 | 15.7511 | 11.7041 | 14.0884 | 9.7362 | 7.2256 | 9.2330 | 10.1789 | 6.9080 | 104.5742 | |
| | S | 121.059 | 74.666 | 77.873 | 104.975 | 75.352 | 75.842 | 97.287 | 59.446 | 84.131 | 85.671 | 83.963 | |
| 2 | T | 7.4307 | 12.0166 | 15.7596 | 11.6011 | 14.1164 | 9.8625 | 7.0663 | 8.9156 | 10.2289 | 6.8377 | 103.8354 | |
| | S | 123.138 | 75.747 | 77.831 | 105.907 | 75.203 | 74.870 | 99.480 | 61.562 | 83.720 | 86.552 | 84.561 | |
| 3 | T | 7.5505 | 12.3911 | 15.8167 | 11.7691 | 14.0341 | 9.7576 | 7.3139 | 9.1272 | 10.0544 | 6.8271 | 104.6417 | |
| | S | 121.184 | 73.458 | 77.550 | 104.395 | 75.644 | 75.675 | 96.112 | 60.135 | 85.173 | 86.687 | 83.909 | |
| 4 | T | 7.5520 | 12.2163 | 15.7869 | 11.8580 | 13.9763 | 9.9620 | 7.1895 | 9.0175 | 10.0746 | 6.9019 | 104.5350 | 102.3055 |
| | S | 121.160 | 74.509 | 77.697 | 103.612 | 75.957 | 74.123 | 97.775 | 60.866 | 85.002 | 85.747 | 83.995 | 79.248 |
| 5 | T | | | 15.8372 | 11.8582 | 14.3166 | 9.6019 | 7.3010 | | | | 302.6053 | |
| | S | | | 77.450 | 103.611 | 74.151 | 76.902 | 96.282 | | | | 29.016 | |
| 6 | T | 7.4033 | 12.4214 | 15.6947 | 11.7334 | 14.2458 | 9.7741 | 7.1629 | 8.9654 | 10.0352 | 6.7985 | 104.2347 | |
| | S | 123.594 | 73.279 | 78.153 | 104.713 | 74.520 | 75.548 | 98.138 | 61.220 | 85.336 | 87.051 | 84.237 | |
| 7 | T | 7.4526 | 12.4955 | 15.8011 | 11.9464 | 14.0836 | 9.7714 | 7.1814 | 8.9354 | 10.2738 | 6.8581 | 104.7993 | 102.2189 |
| | S | 122.776 | 72.844 | 77.627 | 102.846 | 75.378 | 75.568 | 97.885 | 61.426 | 83.354 | 86.295 | 83.783 | 79.315 |
| 8 | T | | | 15.8073 | 12.0286 | 13.9857 | 9.6310 | 7.1837 | | | | 292.0413 | |
| | S | | | 77.596 | 102.143 | 75.905 | 76.670 | 97.854 | | | | 30.066 | |
| 9 | T | 7.6474 | 12.2235 | 15.5154 | 11.8912 | 13.7016 | 9.5268 | 7.1296 | 8.7898 | 10.1343 | 6.9267 | 103.4863 | |
| | S | 119.649 | 74.465 | 79.056 | 103.323 | 77.479 | 77.509 | 98.597 | 62.443 | 84.502 | 85.440 | 84.846 | |
| 10 | T | 7.4680 | 12.3696 | 15.8788 | 11.8036 | 14.1014 | 9.5754 | 7.1100 | 8.8115 | 9.9907 | 6.8871 | 103.9961 | 104.0543 |
| | S | 122.523 | 73.586 | 77.247 | 104.090 | 75.283 | 77.115 | 98.868 | 62.289 | 85.716 | 85.931 | 84.430 | 77.916 |
| 11 | T | | | | | | | 7.3134 | | | | | |
| | S | | | | | | | 96.119 | | | | | |

Event: The Brickyard Vintage Racing Invitational

Track: Indianapolis Motor Speedway RC

Report: Section Data Report

Session: Practice 1

Round 3/4

2.439 mile(s)

Battery Tender Global MX-5 Cup

June 15, 2017



Section Data for Car 29 - Gallagher, Patrick

| Lap | T/SF to I1 | I1 to I2 | I2 to I3 | I3 to I4 | I4 to I5 | I5 to I6 | I6 to I7 | I7 to I8 | I8 to I9 | I9 to SF | Lap | SF to PI | |
|-----|------------|----------|----------|----------|----------|----------|----------|----------|----------|----------|--------|----------|----------|
| 1 | T | 7.5262 | 12.5446 | 15.9042 | 11.8441 | 14.8540 | 9.7710 | 7.2193 | 9.1454 | 10.4416 | 6.9851 | 106.2355 | |
| | S | 121.575 | 72.559 | 77.124 | 103.734 | 71.468 | 75.571 | 97.372 | 60.015 | 82.015 | 84.726 | 82.650 | |
| 2 | T | 7.8688 | 13.8412 | 15.9055 | 11.7858 | 14.3172 | 9.7697 | 7.1729 | 8.9704 | 12.5921 | 7.4079 | 109.6315 | 99.9910 |
| | S | 116.282 | 65.762 | 77.117 | 104.247 | 74.148 | 75.582 | 98.001 | 61.186 | 68.008 | 79.890 | 80.090 | 81.082 |
| 3 | T | 7.4050 | 12.1934 | 15.9433 | 11.6746 | 14.4794 | 9.6740 | 7.1341 | 9.2463 | | | 104.7353 | 108.7043 |
| | S | 123.565 | 74.649 | 76.935 | 105.240 | 73.317 | 76.329 | 98.534 | 59.360 | | | 83.834 | 74.583 |
| 4 | T | | | 15.9311 | 12.0244 | 14.1929 | 9.6721 | 7.1407 | | | | 370.4485 | |
| | S | | | 76.993 | 102.179 | 74.797 | 76.344 | 98.443 | | | | 23.702 | |
| 5 | T | 7.4661 | 12.1451 | 15.7533 | 11.9279 | 14.1994 | 9.6303 | 7.1124 | 8.9588 | 10.0432 | 6.9111 | 104.1476 | |
| | S | 122.554 | 74.946 | 77.862 | 103.005 | 74.763 | 76.676 | 98.835 | 61.265 | 85.268 | 85.633 | 84.307 | |
| 6 | T | 7.6398 | 13.2123 | 15.9904 | 12.0539 | 14.4165 | 9.6290 | 7.1056 | 8.9741 | 10.1677 | 6.9436 | 106.1329 | 99.4685 |
| | S | 119.768 | 68.892 | 76.708 | 101.929 | 73.637 | 76.686 | 98.930 | 61.161 | 84.224 | 85.232 | 82.730 | 81.508 |
| 7 | T | 8.0890 | 12.8864 | 15.7965 | 11.9043 | 14.2375 | 9.6100 | 7.1068 | 9.2061 | | | 106.3601 | |
| | S | 113.117 | 70.635 | 77.650 | 103.209 | 74.563 | 76.838 | 98.913 | 59.620 | | | 82.554 | |
| 8 | T | 7.4665 | 12.1183 | 15.6805 | 11.6073 | 14.4396 | 9.6272 | 7.1369 | 8.8732 | 10.1201 | 6.8741 | 103.9437 | |
| | S | 122.547 | 75.112 | 78.224 | 105.850 | 73.519 | 76.700 | 98.496 | 61.856 | 84.620 | 86.094 | 84.473 | |
| 9 | T | 8.0993 | 13.6160 | 16.5291 | 12.0421 | 14.3112 | 9.5938 | 7.2982 | 9.5366 | 12.6923 | 7.7940 | 111.5126 | 100.7979 |
| | S | 112.973 | 66.850 | 74.208 | 102.028 | 74.179 | 76.967 | 96.319 | 57.553 | 67.471 | 75.933 | 78.739 | 80.433 |
| 10 | T | 8.8207 | 13.7066 | 16.7021 | 12.0814 | 15.5050 | 9.7845 | 7.1373 | 8.9766 | | | 110.3125 | |
| | S | 103.733 | 66.408 | 73.439 | 101.697 | 68.468 | 75.467 | 98.490 | 61.144 | | | 79.596 | |
| 11 | T | 7.4649 | 12.1679 | 17.1739 | 12.4217 | 15.8628 | 9.5826 | 7.1287 | 9.0208 | 10.0292 | 6.8591 | 107.7116 | |
| | S | 122.574 | 74.806 | 71.422 | 98.910 | 66.923 | 77.057 | 98.609 | 60.844 | 85.387 | 86.282 | 81.518 | |
| 12 | T | 7.4699 | 12.6074 | 15.8083 | 11.7821 | 14.1586 | 9.7808 | 7.0731 | 9.0297 | 10.0383 | 6.8821 | 104.6303 | 103.4855 |
| | S | 122.492 | 72.198 | 77.592 | 104.280 | 74.979 | 75.496 | 99.384 | 60.784 | 85.310 | 85.994 | 83.918 | 78.344 |
| 13 | T | | | | | | | 7.2432 | | | | | |
| | S | | | | | | | 97.050 | | | | | |

Event: The Brickyard Vintage Racing Invitational

Track: Indianapolis Motor Speedway RC

Report: Section Data Report

Session: Practice 1

Round 3/4

2.439 mile(s)

Battery Tender Global MX-5 Cup

June 15, 2017



Section Data for Car 31 - Gavignano, Luis (R)

| Lap | T/SF to I1 | I1 to I2 | I2 to I3 | I3 to I4 | I4 to I5 | I5 to I6 | I6 to I7 | I7 to I8 | I8 to I9 | I9 to SF | Lap | SF to PI | |
|-----|------------|----------|----------|----------|----------|----------|----------|----------|----------|----------|--------|----------|----------|
| 1 | T | 8.0107 | 15.1051 | 20.7867 | 14.3660 | 17.4288 | 11.4429 | 9.1750 | 10.9404 | 12.4236 | 7.4960 | 127.1752 | |
| | S | 114.222 | 60.260 | 59.008 | 85.524 | 60.910 | 64.530 | 76.616 | 50.169 | 68.930 | 78.951 | 69.042 | |
| 2 | T | 8.3349 | 14.6556 | 18.9629 | 13.4908 | 16.3829 | 10.7813 | 8.8455 | 10.6016 | 12.4171 | 7.7925 | 122.2651 | |
| | S | 109.779 | 62.108 | 64.684 | 91.072 | 64.799 | 68.490 | 79.470 | 51.772 | 68.966 | 75.947 | 71.814 | |
| 3 | T | 7.9057 | 14.1284 | 18.6206 | 13.5047 | 16.1874 | 11.0466 | 8.3718 | 10.6061 | 11.5378 | 7.4872 | 119.3963 | |
| | S | 115.739 | 64.425 | 65.873 | 90.978 | 65.581 | 66.845 | 83.967 | 51.750 | 74.222 | 79.044 | 73.540 | |
| 4 | T | 7.8590 | 15.1658 | 18.3903 | 13.4527 | 16.4096 | 10.7367 | 8.4723 | 10.6154 | 11.7754 | 7.4782 | 120.3554 | |
| | S | 116.427 | 60.018 | 66.698 | 91.330 | 64.693 | 68.774 | 82.971 | 51.704 | 72.725 | 79.139 | 72.954 | |
| 5 | T | 7.9031 | 13.8736 | 17.7679 | 13.1651 | 17.0769 | 10.8709 | 8.0204 | 10.1918 | 11.5301 | 7.3647 | 117.7645 | |
| | S | 115.777 | 65.609 | 69.034 | 93.325 | 62.165 | 67.925 | 87.646 | 53.853 | 74.272 | 80.359 | 74.559 | |
| 6 | T | 7.8839 | 13.6523 | 17.8039 | 12.8842 | 16.0430 | 10.5096 | 8.1112 | 10.1397 | 11.2504 | 7.3548 | 115.6330 | |
| | S | 116.059 | 66.672 | 68.895 | 95.360 | 66.172 | 70.260 | 86.665 | 54.130 | 76.119 | 80.467 | 75.933 | |
| 7 | T | 7.8539 | 13.7478 | 18.7730 | 12.6523 | 15.6152 | 10.5858 | 7.8563 | 9.8201 | 11.4853 | 7.2812 | 115.6709 | |
| | S | 116.503 | 66.209 | 65.338 | 97.108 | 67.984 | 69.755 | 89.477 | 55.892 | 74.562 | 81.280 | 75.908 | |
| 8 | T | 7.8121 | 15.3827 | 18.1012 | 12.9824 | 16.4935 | 10.6698 | 7.8438 | 9.8985 | 11.0808 | 7.2365 | 117.5013 | |
| | S | 117.126 | 59.172 | 67.763 | 94.639 | 64.364 | 69.206 | 89.619 | 55.449 | 77.284 | 81.782 | 74.726 | |
| 9 | T | 7.9473 | 13.8201 | 17.5220 | 12.8891 | 16.8789 | 10.6076 | 7.9358 | 9.8909 | 11.6206 | 7.3768 | 116.4891 | |
| | S | 115.133 | 65.863 | 70.003 | 95.324 | 62.895 | 69.611 | 88.580 | 55.492 | 73.694 | 80.227 | 75.375 | |
| 10 | T | 7.8983 | 14.6780 | 17.8319 | 12.8886 | 16.3324 | 10.9314 | 7.9222 | 9.9702 | 11.0858 | 7.3226 | 116.8614 | |
| | S | 115.848 | 62.013 | 68.786 | 95.327 | 64.999 | 67.549 | 88.732 | 55.050 | 77.249 | 80.821 | 75.135 | |
| 11 | T | 7.9860 | 14.2053 | 17.6267 | 12.8500 | 16.0812 | 10.6310 | 7.9110 | 10.5133 | 11.6681 | 7.4388 | 116.9114 | |
| | S | 114.576 | 64.077 | 69.587 | 95.614 | 66.014 | 69.458 | 88.858 | 52.207 | 73.394 | 79.558 | 75.103 | |
| 12 | T | 7.9957 | 13.8146 | 18.4728 | 12.8393 | 16.0250 | 10.9035 | 7.9947 | 10.0962 | 11.2774 | 7.4424 | 116.8616 | 109.5343 |
| | S | 114.437 | 65.889 | 66.400 | 95.693 | 66.246 | 67.722 | 87.928 | 54.363 | 75.936 | 79.520 | 75.135 | 74.018 |
| 13 | T | 8.0925 | 14.4487 | 17.4457 | 13.1848 | 17.0752 | 10.6596 | 7.9440 | 9.8325 | | | 117.9848 | |
| | S | 113.068 | 62.997 | 70.309 | 93.186 | 62.172 | 69.272 | 88.489 | 55.821 | | | 74.420 | |
| 14 | T | 7.8570 | 14.3415 | 17.9843 | 12.8651 | 16.4244 | 10.9757 | 7.9836 | 9.9328 | 11.2935 | 7.2345 | 116.8924 | 118.1898 |
| | S | 116.457 | 63.468 | 68.203 | 95.502 | 64.635 | 67.277 | 88.050 | 55.258 | 75.828 | 81.805 | 75.115 | 68.597 |
| 15 | T | | | | | | | 8.2111 | | | | | |
| | S | | | | | | 85.610 | | | | | | |

Event: The Brickyard Vintage Racing Invitational

Track: Indianapolis Motor Speedway RC

Report: Section Data Report

Session: Practice 1

Round 3/4

2.439 mile(s)

Battery Tender Global MX-5 Cup

June 15, 2017



Section Data for Car 32 - Jensen, Keith

| Lap | T/SF to I1 | I1 to I2 | I2 to I3 | I3 to I4 | I4 to I5 | I5 to I6 | I6 to I7 | I7 to I8 | I8 to I9 | I9 to SF | Lap | SF to PI | |
|-----|------------|----------|----------|----------|----------|----------|----------|----------|----------|----------|--------|----------|----------|
| 1 | T | 7.9337 | 13.1047 | 16.6981 | 11.8985 | 14.1489 | 10.0241 | 7.4215 | 9.2036 | 10.5165 | 7.1535 | 108.1031 | |
| | S | 115.331 | 69.458 | 73.457 | 103.260 | 75.030 | 73.663 | 94.719 | 59.636 | 81.430 | 82.731 | 81.222 | |
| 2 | T | 7.6866 | 12.5517 | 16.0149 | 11.9360 | 14.3113 | 10.0525 | 7.1576 | 8.9582 | 10.2459 | 6.9799 | 105.8946 | |
| | S | 119.038 | 72.518 | 76.591 | 102.935 | 74.179 | 73.455 | 98.211 | 61.269 | 83.581 | 84.789 | 82.916 | |
| 3 | T | 7.6999 | 12.3626 | 16.0340 | 12.0242 | 14.2729 | 10.2337 | 7.2602 | 8.8550 | 10.3544 | 7.0250 | 106.1219 | 99.5141 |
| | S | 118.833 | 73.627 | 76.499 | 102.180 | 74.378 | 72.155 | 96.823 | 61.983 | 82.705 | 84.245 | 82.739 | 81.471 |
| 4 | T | 7.7371 | 12.4488 | 16.3364 | 12.2561 | 14.2735 | 10.1913 | 7.2889 | 9.1230 | 10.6402 | 6.9349 | 107.2302 | |
| | S | 118.261 | 73.118 | 75.083 | 100.247 | 74.375 | 72.455 | 96.442 | 60.163 | 80.484 | 85.339 | 81.884 | |
| 5 | T | 7.7832 | 12.3913 | 16.2609 | 12.3205 | 14.3231 | 10.0370 | 7.3301 | 8.8956 | 10.3543 | 7.0969 | 106.7929 | |
| | S | 117.561 | 73.457 | 75.432 | 99.723 | 74.117 | 73.569 | 95.900 | 61.701 | 82.706 | 83.391 | 82.219 | |
| 6 | T | 7.8006 | 12.4086 | 16.2110 | 12.2890 | 14.5639 | 9.8743 | 7.3171 | 8.9059 | 10.4260 | 7.1363 | 106.9327 | |
| | S | 117.299 | 73.355 | 75.664 | 99.979 | 72.892 | 74.781 | 96.070 | 61.629 | 82.137 | 82.931 | 82.111 | |
| 7 | T | 7.8385 | 12.4757 | 16.0807 | 12.2878 | 14.2590 | 9.9841 | 7.2682 | 9.0217 | 10.2721 | 7.1208 | 106.6086 | |
| | S | 116.732 | 72.960 | 76.277 | 99.988 | 74.451 | 73.959 | 96.716 | 60.838 | 83.368 | 83.111 | 82.361 | |
| 8 | T | 7.7922 | 12.5532 | 16.1714 | 12.5707 | 15.3352 | 9.7252 | 7.2833 | 9.1061 | 10.4928 | 7.1036 | 108.1337 | |
| | S | 117.425 | 72.510 | 75.849 | 97.738 | 69.226 | 75.927 | 96.516 | 60.274 | 81.614 | 83.312 | 81.199 | |
| 9 | T | 7.7224 | 12.3266 | 15.9854 | 12.0625 | 14.1443 | 9.7975 | 7.2035 | 9.2324 | 10.3946 | 7.0616 | 105.9308 | |
| | S | 118.486 | 73.843 | 76.732 | 101.856 | 75.054 | 75.367 | 97.585 | 59.450 | 82.385 | 83.808 | 82.888 | |
| 10 | T | 7.7495 | 12.3683 | 16.1110 | 12.1336 | 14.2469 | 9.8683 | 7.2055 | 9.1890 | 10.4400 | 7.0765 | 106.3886 | |
| | S | 118.072 | 73.594 | 76.134 | 101.259 | 74.514 | 74.826 | 97.558 | 59.731 | 82.027 | 83.631 | 82.531 | |
| 11 | T | 7.7249 | 12.3452 | 15.9598 | 12.0946 | 14.2210 | 9.6974 | 7.2544 | 8.7762 | 10.5098 | 7.0975 | 105.6808 | |
| | S | 118.448 | 73.731 | 76.855 | 101.586 | 74.650 | 76.145 | 96.900 | 62.540 | 81.482 | 83.384 | 83.084 | |
| 12 | T | 7.7942 | 12.5189 | 15.9793 | 12.1616 | 14.1403 | 9.8136 | 7.2721 | 8.8844 | 10.2912 | 7.0819 | 105.9375 | |
| | S | 117.395 | 72.708 | 76.761 | 101.026 | 75.076 | 75.243 | 96.665 | 61.778 | 83.213 | 83.568 | 82.883 | |
| 13 | T | 7.7910 | 12.4200 | 15.9820 | 12.1965 | 14.1573 | 9.8322 | 7.2716 | 9.0233 | 10.3682 | 7.0899 | 106.1320 | |
| | S | 117.443 | 73.287 | 76.748 | 100.737 | 74.985 | 75.101 | 96.671 | 60.827 | 82.595 | 83.473 | 82.731 | |
| 14 | T | 7.7759 | 12.4139 | 16.2487 | 12.2120 | 14.3297 | 9.6454 | 7.2640 | 9.0761 | 10.3365 | 7.0853 | 106.3875 | |
| | S | 117.671 | 73.323 | 75.489 | 100.609 | 74.083 | 76.556 | 96.772 | 60.474 | 82.849 | 83.528 | 82.532 | |
| 15 | T | 7.6149 | 12.4298 | 15.9279 | 11.9957 | 14.2092 | 9.7884 | 7.1625 | 9.1255 | 10.2015 | 6.9586 | 105.4140 | |
| | S | 120.159 | 73.229 | 77.009 | 102.423 | 74.712 | 75.437 | 98.144 | 60.146 | 83.945 | 85.048 | 83.294 | |
| 16 | T | 7.6595 | 12.8001 | 16.0790 | 11.9784 | 14.1569 | 9.7252 | 7.2005 | 8.9713 | 10.5710 | 7.0263 | 106.1682 | 99.0882 |
| | S | 119.459 | 71.111 | 76.285 | 102.571 | 74.988 | 75.927 | 97.626 | 61.180 | 81.011 | 84.229 | 82.703 | 81.821 |
| 17 | T | 7.8372 | 12.5936 | 15.9905 | 12.2649 | 14.2924 | 10.0739 | 7.1882 | 9.2181 | 10.3957 | 7.0011 | 106.8556 | 105.6270 |
| | S | 116.751 | 72.277 | 76.707 | 100.175 | 74.277 | 73.299 | 97.793 | 59.542 | 82.377 | 84.532 | 82.171 | 76.756 |
| 18 | T | | | | | | | 7.5158 | | | | | |
| | S | | | | | | | 93.530 | | | | | |

Event: The Brickyard Vintage Racing Invitational

Track: Indianapolis Motor Speedway RC

Report: Section Data Report

Session: Practice 1

Round 3/4

2.439 mile(s)

Battery Tender Global MX-5 Cup

June 15, 2017



Section Data for Car 33 - Bachoura, Alex

| Lap | T/SF to I1 | I1 to I2 | I2 to I3 | I3 to I4 | I4 to I5 | I5 to I6 | I6 to I7 | I7 to I8 | I8 to I9 | I9 to SF | Lap | SF to PI | |
|-----|------------|----------|----------|----------|----------|----------|----------|----------|----------|----------|--------|----------|----------|
| 1 | T | 7.5746 | 12.3391 | 15.8506 | 11.7852 | 14.1077 | 10.1833 | 7.2173 | 9.3309 | 10.2303 | 6.8922 | 105.5112 | |
| | S | 120.798 | 73.768 | 77.385 | 104.252 | 75.249 | 72.512 | 97.399 | 58.822 | 83.709 | 85.868 | 83.218 | |
| 2 | T | 7.5123 | 12.2680 | 15.7153 | 11.7111 | 14.0502 | 9.7513 | 7.2063 | 8.9194 | 10.1204 | 6.8617 | 104.1160 | |
| | S | 121.800 | 74.195 | 78.051 | 104.912 | 75.557 | 75.724 | 97.547 | 61.536 | 84.618 | 86.249 | 84.333 | |
| 3 | T | 7.5165 | 12.5490 | 15.8154 | 11.7570 | 14.2316 | 9.7281 | 7.1476 | 8.9692 | 10.1685 | 6.8973 | 104.7802 | 97.9337 |
| | S | 121.732 | 72.534 | 77.557 | 104.503 | 74.594 | 75.905 | 98.348 | 61.194 | 84.217 | 85.804 | 83.798 | 82.786 |
| 4 | T | 7.5165 | 12.3490 | 15.8284 | 11.9486 | 14.0714 | 9.8411 | 7.1458 | 9.0996 | 10.2190 | 6.7692 | 104.7886 | |
| | S | 121.732 | 73.709 | 77.493 | 102.827 | 75.443 | 75.033 | 98.373 | 60.317 | 83.801 | 87.428 | 83.792 | |
| 5 | T | 7.5586 | 12.3528 | 15.7289 | 11.8681 | 14.0506 | 9.7865 | 7.2151 | 9.0647 | 10.2138 | 6.8971 | 104.7362 | |
| | S | 121.054 | 73.686 | 77.983 | 103.524 | 75.555 | 75.452 | 97.428 | 60.550 | 83.844 | 85.807 | 83.833 | |
| 6 | T | 7.4906 | 12.2676 | 17.1013 | 11.8627 | 15.5615 | 9.6921 | 7.1334 | 9.3048 | 10.1311 | 6.8780 | 107.4231 | |
| | S | 122.153 | 74.198 | 71.725 | 103.571 | 68.219 | 76.187 | 98.544 | 58.987 | 84.528 | 86.045 | 81.737 | |
| 7 | T | 7.5353 | 12.3885 | 15.7703 | 11.8671 | 14.2944 | 9.8157 | 7.2114 | 9.1485 | 9.9925 | 6.8897 | 104.9134 | |
| | S | 121.428 | 73.474 | 77.779 | 103.533 | 74.266 | 75.227 | 97.478 | 59.995 | 85.701 | 85.899 | 83.692 | |
| 8 | T | 7.4401 | 12.5106 | 15.8295 | 11.8318 | 14.5207 | 9.7376 | 7.1205 | 8.9991 | 10.1410 | 6.8266 | 104.9575 | 106.6702 |
| | S | 122.982 | 72.756 | 77.488 | 103.842 | 73.109 | 75.831 | 98.723 | 60.991 | 84.446 | 86.693 | 83.657 | 76.005 |
| 9 | T | | | 15.9975 | 11.8884 | 14.1339 | 9.8800 | 7.2846 | | | | 213.4757 | |
| | S | | | 76.674 | 103.347 | 75.110 | 74.738 | 96.499 | | | | 41.131 | |
| 10 | T | 7.4741 | 12.3072 | 15.8714 | 11.9349 | 14.2640 | 9.8246 | 7.2574 | 9.0084 | 10.3389 | 6.8217 | 105.1026 | |
| | S | 122.423 | 73.959 | 77.283 | 102.945 | 74.424 | 75.159 | 96.860 | 60.928 | 82.829 | 86.755 | 83.541 | |
| 11 | T | 7.6434 | 12.5793 | 15.8556 | 12.0344 | 14.2065 | 9.8872 | 7.2341 | 9.0977 | 10.1196 | 6.9398 | 105.5976 | |
| | S | 119.711 | 72.359 | 77.360 | 102.094 | 74.726 | 74.683 | 97.172 | 60.330 | 84.624 | 85.279 | 83.150 | |
| 12 | T | 7.6606 | 12.6930 | 16.5659 | 11.8825 | 14.8111 | 9.7917 | 7.1954 | 8.9892 | 10.2875 | 6.9697 | 106.8466 | |
| | S | 119.442 | 71.711 | 74.043 | 103.399 | 71.675 | 75.412 | 97.695 | 61.058 | 83.243 | 84.913 | 82.178 | |
| 13 | T | 7.4306 | 12.3734 | 16.2817 | 11.8266 | 14.2765 | 9.8831 | 7.1803 | 8.9772 | 10.2866 | 6.8452 | 105.3612 | |
| | S | 123.139 | 73.563 | 75.336 | 103.888 | 74.359 | 74.714 | 97.900 | 61.140 | 83.250 | 86.457 | 83.336 | |
| 14 | T | 7.4691 | 12.2283 | 15.7376 | 11.7992 | 14.7037 | 9.9672 | 7.1608 | 9.1187 | 10.2810 | 6.8659 | 105.3315 | |
| | S | 122.505 | 74.436 | 77.940 | 104.129 | 72.199 | 74.084 | 98.167 | 60.191 | 83.296 | 86.197 | 83.360 | |
| 15 | T | 7.4803 | 12.6477 | 15.8459 | 11.8300 | 14.5344 | 9.8520 | 7.9155 | 9.6396 | 10.1942 | 6.8281 | 106.7677 | 109.0951 |
| | S | 122.321 | 71.968 | 77.407 | 103.858 | 73.040 | 74.950 | 88.807 | 56.938 | 84.005 | 86.674 | 82.238 | 74.316 |
| 16 | T | | | | | | | 7.9013 | | | | | |
| | S | | | | | | | 88.967 | | | | | |

Event: The Brickyard Vintage Racing Invitational

Track: Indianapolis Motor Speedway RC

Report: Section Data Report

Session: Practice 1

Round 3/4

2.439 mile(s)

Battery Tender Global MX-5 Cup

June 15, 2017



Section Data for Car 4 - Ortiz, Bryan (R)

| Lap | T/SF to I1 | I1 to I2 | I2 to I3 | I3 to I4 | I4 to I5 | I5 to I6 | I6 to I7 | I7 to I8 | I8 to I9 | I9 to SF | Lap | SF to PI | |
|-----|------------|----------|----------|----------|----------|----------|----------|----------|----------|----------|--------|----------|----------|
| 1 | T | 7.5304 | 12.5376 | 15.9141 | 11.7104 | 14.0055 | 9.8701 | 7.1670 | 8.9786 | 10.4170 | 6.8968 | 105.0275 | |
| | S | 121.507 | 72.600 | 77.076 | 104.918 | 75.798 | 74.813 | 98.082 | 61.130 | 82.208 | 85.811 | 83.601 | |
| 2 | T | 7.4875 | 12.3997 | 15.6447 | 11.7818 | 13.9134 | 9.7582 | 7.1434 | 8.8769 | 10.1417 | 6.7840 | 103.9313 | |
| | S | 122.204 | 73.407 | 78.403 | 104.283 | 76.300 | 75.671 | 98.406 | 61.831 | 84.440 | 87.237 | 84.483 | |
| 3 | T | 7.5480 | 12.3254 | 15.7981 | 11.6817 | 13.8408 | 9.9278 | 7.1461 | 8.8531 | 10.2220 | 6.9004 | 104.2434 | |
| | S | 121.224 | 73.850 | 77.642 | 105.176 | 76.700 | 74.378 | 98.369 | 61.997 | 83.777 | 85.766 | 84.230 | |
| 4 | T | 7.4903 | 12.2311 | 15.8426 | 11.8801 | 14.0677 | 9.7913 | 7.1769 | 8.9551 | 10.2851 | 6.9041 | 104.6243 | |
| | S | 122.158 | 74.419 | 77.424 | 103.420 | 75.463 | 75.415 | 97.947 | 61.291 | 83.263 | 85.720 | 83.923 | |
| 5 | T | 8.5348 | 13.2699 | 15.8790 | 11.8732 | 14.2939 | 9.9181 | 7.1721 | 8.8863 | 10.3104 | 6.9150 | 107.0527 | |
| | S | 107.208 | 68.593 | 77.246 | 103.480 | 74.269 | 74.451 | 98.012 | 61.765 | 83.058 | 85.585 | 82.019 | |
| 6 | T | 7.3854 | 12.5803 | 15.9134 | 11.8276 | 14.1915 | 9.8193 | 7.3990 | 9.0170 | 10.1761 | 6.8302 | 105.1398 | |
| | S | 123.893 | 72.353 | 77.079 | 103.879 | 74.805 | 75.200 | 95.007 | 60.870 | 84.154 | 86.647 | 83.512 | |
| 7 | T | 7.4305 | 12.2600 | 15.9536 | 11.8006 | 14.1332 | 9.7677 | 7.1917 | 8.8314 | 10.2258 | 6.7957 | 104.3902 | 97.6067 |
| | S | 123.141 | 74.244 | 76.885 | 104.116 | 75.113 | 75.597 | 97.745 | 62.149 | 83.745 | 87.087 | 84.111 | 83.063 |
| 8 | T | 7.5810 | 12.8115 | 16.1692 | 12.0410 | 14.5312 | 9.7060 | 7.1202 | 8.9005 | | | 106.0417 | 102.8465 |
| | S | 120.696 | 71.048 | 75.860 | 102.038 | 73.056 | 76.078 | 98.727 | 61.667 | | | 82.801 | 78.831 |
| 9 | T | | | 16.4995 | 11.8484 | 14.0949 | 9.7988 | 7.2443 | | | | 358.7024 | |
| | S | | | 74.341 | 103.696 | 75.317 | 75.357 | 97.036 | | | | 24.478 | |
| 10 | T | 7.2684 | 12.3639 | 15.8155 | 11.7853 | 14.2656 | 9.7185 | 7.1826 | 8.9452 | 10.1545 | 6.7645 | 104.2640 | |
| | S | 125.887 | 73.620 | 77.556 | 104.252 | 74.416 | 75.980 | 97.869 | 61.358 | 84.333 | 87.489 | 84.213 | |
| 11 | T | 7.3079 | 12.8837 | 16.1589 | 11.7704 | 14.2608 | 9.8648 | 7.1149 | 8.8628 | 10.0426 | 6.7469 | 105.0137 | |
| | S | 125.207 | 70.650 | 75.908 | 104.384 | 74.441 | 74.853 | 98.800 | 61.929 | 85.273 | 87.717 | 83.612 | |
| 12 | T | 7.4278 | 12.3742 | 15.9933 | 11.9966 | 13.9171 | 9.9196 | 7.1862 | 8.8073 | 10.1342 | 6.7909 | 104.5472 | |
| | S | 123.186 | 73.558 | 76.694 | 102.415 | 76.280 | 74.439 | 97.820 | 62.319 | 84.502 | 87.149 | 83.985 | |
| 13 | T | 7.5980 | 12.5135 | 15.9167 | 11.9360 | 17.6379 | 9.9797 | 7.1855 | 8.7616 | 10.3239 | 6.9466 | 108.7994 | |
| | S | 120.426 | 72.740 | 77.063 | 102.935 | 60.188 | 73.991 | 97.830 | 62.644 | 82.950 | 85.195 | 80.703 | |
| 14 | T | 7.5332 | 13.4293 | 16.1358 | 12.4346 | 15.1921 | 10.1213 | 7.5890 | 9.3790 | 10.5563 | 6.9681 | 109.3387 | 111.7824 |
| | S | 121.462 | 67.779 | 76.017 | 98.808 | 69.878 | 72.956 | 92.628 | 58.520 | 81.123 | 84.933 | 80.305 | 72.529 |
| 15 | T | | | | | | | | | | | 8.3388 | |
| | S | | | | | | | 84.299 | | | | | |

Event: The Brickyard Vintage Racing Invitational

Track: Indianapolis Motor Speedway RC

Report: Section Data Report

Session: Practice 1

Round 3/4

2.439 mile(s)

Battery Tender Global MX-5 Cup

June 15, 2017



Section Data for Car 41 - Evancich, Nicholas

| Lap | T/SF to I1 | I1 to I2 | I2 to I3 | I3 to I4 | I4 to I5 | I5 to I6 | I6 to I7 | I7 to I8 | I8 to I9 | I9 to SF | Lap | SF to PI | |
|-----|------------|----------|----------|----------|----------|----------|----------|----------|----------|----------|----------|----------|----------|
| 1 | T | 7.5292 | 12.4826 | 16.0489 | 11.8142 | 14.8501 | 10.1542 | 7.7177 | 9.4074 | | 107.2286 | 99.8175 | |
| | S | 121.527 | 72.920 | 76.428 | 103.997 | 71.487 | 72.720 | 91.083 | 58.344 | | 81.885 | 81.223 | |
| 2 | T | 7.5976 | 12.5566 | 16.0076 | 11.7274 | 14.8667 | 9.9188 | 7.3640 | 9.1905 | | 106.5365 | 99.4229 | |
| | S | 120.433 | 72.490 | 76.626 | 104.766 | 71.407 | 74.445 | 95.458 | 59.721 | | 82.417 | 81.546 | |
| 3 | T | 7.5335 | 12.3405 | 16.1219 | 12.1515 | 14.8422 | 9.7949 | 7.3264 | 9.0990 | | 106.4851 | 99.6260 | |
| | S | 121.457 | 73.759 | 76.082 | 101.110 | 71.525 | 75.387 | 95.948 | 60.321 | | 82.457 | 81.379 | |
| 4 | T | 7.6333 | 12.3571 | 16.0215 | 11.9432 | 14.2473 | 9.8278 | 7.2275 | 9.3519 | 10.3759 | 6.7605 | 105.7460 | 98.4526 |
| | S | 119.870 | 73.660 | 76.559 | 102.873 | 74.512 | 75.135 | 97.261 | 58.690 | 82.534 | 87.541 | 83.033 | 82.349 |
| 5 | T | 7.5030 | 12.3205 | 16.1716 | 11.8729 | 14.1427 | 9.8653 | 7.2079 | 8.8857 | 10.4678 | 6.7780 | 105.2154 | |
| | S | 121.951 | 73.879 | 75.848 | 103.482 | 75.063 | 74.849 | 97.526 | 61.769 | 81.809 | 87.315 | 83.452 | |
| 6 | T | 7.5750 | 12.4216 | 16.0805 | 11.8645 | 14.2497 | 9.7615 | 7.1118 | 8.9396 | 10.2231 | 6.8762 | 105.1035 | |
| | S | 120.792 | 73.278 | 76.278 | 103.556 | 74.499 | 75.645 | 98.843 | 61.397 | 83.768 | 86.068 | 83.541 | |
| 7 | T | 7.5148 | 12.2201 | 16.1595 | 11.8691 | 14.1019 | 9.7951 | 7.2762 | 8.9504 | 10.4365 | 6.9422 | 105.2658 | |
| | S | 121.760 | 74.486 | 75.905 | 103.516 | 75.280 | 75.386 | 96.610 | 61.323 | 82.055 | 85.249 | 83.412 | |
| 8 | T | 7.3814 | 12.7240 | 16.8717 | 13.4416 | 14.3683 | 9.8637 | 7.1238 | 8.8189 | 10.3075 | 6.8108 | 107.7117 | 100.9028 |
| | S | 123.960 | 71.536 | 72.701 | 91.406 | 73.884 | 74.861 | 98.677 | 62.237 | 83.082 | 86.894 | 81.518 | 80.350 |
| 9 | T | 7.5085 | 12.4667 | 15.9583 | 11.8339 | 14.2835 | 9.8443 | 7.1810 | 8.9037 | 10.3433 | 6.7187 | 105.0419 | |
| | S | 121.862 | 73.013 | 76.862 | 103.823 | 74.323 | 75.009 | 97.891 | 61.644 | 82.794 | 88.085 | 83.590 | |
| 10 | T | 8.3736 | 12.8478 | 16.0339 | 12.0027 | 14.3056 | 9.8309 | 7.4236 | 9.1083 | 10.3050 | 6.8779 | 107.1093 | 108.2690 |
| | S | 109.272 | 70.847 | 76.500 | 102.363 | 74.208 | 75.111 | 94.692 | 60.260 | 83.102 | 86.046 | 81.976 | 74.883 |
| 11 | T | | | 19.6581 | 14.1186 | 14.5226 | 9.7531 | 7.3517 | | | | 210.8522 | |
| | S | | | 62.396 | 87.023 | 73.099 | 75.710 | 95.618 | | | | 41.642 | |
| 12 | T | 7.5795 | 12.4770 | 15.9094 | 11.7238 | 14.2359 | 9.7279 | 7.1697 | 8.9906 | | | 104.9278 | 98.0320 |
| | S | 120.720 | 72.952 | 77.099 | 104.798 | 74.571 | 75.906 | 98.045 | 61.049 | | | 83.680 | 82.703 |
| 13 | T | 7.6216 | 12.2658 | 16.1908 | 11.8656 | 14.0517 | 9.7486 | 7.1874 | 8.9870 | | | 105.1084 | 97.9022 |
| | S | 120.054 | 74.209 | 75.759 | 103.546 | 75.549 | 75.745 | 97.804 | 61.073 | | | 83.537 | 82.812 |
| 14 | T | 7.4413 | 12.3313 | 15.8904 | 11.6600 | 14.3413 | 9.6872 | 7.1413 | 8.8914 | | | 104.3865 | 98.0394 |
| | S | 122.962 | 73.814 | 77.191 | 105.372 | 74.023 | 76.225 | 98.435 | 61.730 | | | 84.114 | 82.696 |
| 15 | T | 8.3297 | 14.1059 | 18.2383 | 12.8431 | 15.6239 | 10.0970 | 7.1694 | 8.8998 | | | 112.9090 | 116.8498 |
| | S | 109.848 | 64.528 | 67.254 | 95.665 | 67.947 | 73.132 | 98.049 | 61.671 | | | 77.765 | 69.384 |
| 16 | T | | | | | | | 8.5615 | | | | | |
| | S | | | | | | | 82.106 | | | | | |

Event: The Brickyard Vintage Racing Invitational

Track: Indianapolis Motor Speedway RC

Report: Section Data Report

Session: Practice 1

Round 3/4

2.439 mile(s)

Battery Tender Global MX-5 Cup

June 15, 2017



Section Data for Car 48 - Lee, Zach

| Lap | T/SF to I1 | I1 to I2 | I2 to I3 | I3 to I4 | I4 to I5 | I5 to I6 | I6 to I7 | I7 to I8 | I8 to I9 | I9 to SF | Lap | SF to PI | |
|-----|------------|----------|----------|----------|----------|----------|----------|----------|----------|----------|--------|----------|----------|
| 1 | T | 7.4626 | 13.0292 | 15.8247 | 11.5893 | 14.3443 | 9.6535 | 7.2433 | 9.2171 | 10.3705 | 6.6725 | 105.4070 | |
| | S | 122.611 | 69.861 | 77.511 | 106.015 | 74.008 | 76.491 | 97.049 | 59.548 | 82.577 | 88.695 | 83.300 | |
| 2 | T | 7.5376 | 12.2519 | 15.9977 | 11.8053 | 14.0222 | 9.7949 | 7.2186 | 9.0062 | 10.3232 | 6.9061 | 104.8637 | |
| | S | 121.391 | 74.293 | 76.673 | 104.075 | 75.708 | 75.387 | 97.381 | 60.943 | 82.955 | 85.695 | 83.732 | |
| 3 | T | 7.4740 | 12.0901 | 15.9147 | 11.7490 | 14.1043 | 9.8544 | 7.1557 | 8.7857 | 10.1806 | 6.8649 | 104.1734 | |
| | S | 122.424 | 75.287 | 77.073 | 104.574 | 75.267 | 74.932 | 98.237 | 62.472 | 84.117 | 86.209 | 84.286 | |
| 4 | T | 7.4906 | 12.1591 | 15.9570 | 11.7766 | 14.2742 | 9.8681 | 7.1674 | 8.8040 | 10.1950 | 6.8835 | 104.5755 | |
| | S | 122.153 | 74.860 | 76.869 | 104.329 | 74.371 | 74.828 | 98.077 | 62.343 | 83.998 | 85.976 | 83.962 | |
| 5 | T | 7.4337 | 12.6599 | 16.0777 | 12.5532 | 15.0061 | 10.3098 | 7.1618 | 9.0997 | 10.1953 | 6.8302 | 107.3274 | 107.1672 |
| | S | 123.088 | 71.898 | 76.291 | 97.874 | 70.744 | 71.622 | 98.153 | 60.317 | 83.996 | 86.647 | 81.809 | 75.653 |
| 6 | T | | | 16.4378 | 12.0824 | 14.1716 | 9.7383 | 7.4396 | | | | 194.6742 | |
| | S | | | 74.620 | 101.688 | 74.910 | 75.825 | 94.488 | | | | 45.103 | |
| 7 | T | 7.5738 | 12.2701 | 15.9120 | 12.0175 | 14.1976 | 9.7924 | 7.1135 | 9.0100 | 10.4904 | 6.9515 | 105.3288 | |
| | S | 120.811 | 74.183 | 77.086 | 102.237 | 74.773 | 75.406 | 98.820 | 60.917 | 81.633 | 85.135 | 83.362 | |
| 8 | T | 7.5909 | 12.4189 | 15.9962 | 12.0203 | 14.3026 | 9.7190 | 7.1792 | 9.0650 | 10.4845 | 6.9631 | 105.7397 | |
| | S | 120.539 | 73.294 | 76.680 | 102.213 | 74.224 | 75.976 | 97.915 | 60.548 | 81.679 | 84.993 | 83.038 | |
| 9 | T | 7.5804 | 12.2383 | 15.8184 | 11.9853 | 14.1850 | 9.7813 | 7.1327 | 9.1543 | 10.3239 | 6.9399 | 105.1395 | |
| | S | 120.706 | 74.375 | 77.542 | 102.512 | 74.839 | 75.492 | 98.554 | 59.957 | 82.950 | 85.278 | 83.512 | |
| 10 | T | 7.5809 | 12.1884 | 15.9171 | 11.9880 | 14.2311 | 9.7285 | 7.1197 | 8.9301 | 10.4389 | 6.9644 | 105.0871 | 109.6278 |
| | S | 120.698 | 74.680 | 77.061 | 102.489 | 74.597 | 75.902 | 98.734 | 61.462 | 82.036 | 84.978 | 83.554 | 73.955 |
| 11 | T | | | 16.0016 | 11.7954 | 14.4912 | 9.8393 | 7.1828 | 8.8909 | | | 205.1407 | |
| | S | | | 76.654 | 104.162 | 73.258 | 75.047 | 97.866 | 61.733 | | | 42.802 | |
| 12 | T | 7.6457 | 12.1677 | 17.4274 | 12.3085 | 14.2872 | 9.9243 | 7.1539 | 8.9757 | 10.1492 | 6.9516 | 106.9912 | |
| | S | 119.675 | 74.807 | 70.383 | 99.820 | 74.304 | 74.404 | 98.262 | 61.150 | 84.377 | 85.134 | 82.067 | |
| 13 | T | 7.6814 | 12.5910 | 15.9603 | 12.3225 | 14.6305 | 9.6082 | 7.2504 | 9.2551 | 10.7117 | 6.9790 | 106.9901 | |
| | S | 119.119 | 72.292 | 76.853 | 99.707 | 72.560 | 76.852 | 96.954 | 59.304 | 79.947 | 84.800 | 82.067 | |
| 14 | T | 8.2947 | 13.1499 | 17.6206 | 11.7096 | 14.2101 | 9.6389 | 7.1612 | 9.1766 | 10.1421 | 6.9264 | 108.0301 | 110.5998 |
| | S | 110.311 | 69.219 | 69.611 | 104.926 | 74.707 | 76.607 | 98.162 | 59.811 | 84.437 | 85.444 | 81.277 | 73.305 |
| 15 | T | | | | | | | 7.3602 | | | | | |
| | S | | | | | | | 95.508 | | | | | |

Event: The Brickyard Vintage Racing Invitational

Track: Indianapolis Motor Speedway RC

Report: Section Data Report

Session: Practice 1

Round 3/4

2.439 mile(s)

Battery Tender Global MX-5 Cup

June 15, 2017



Section Data for Car 5 - Drennan, Mark

| Lap | T/SF to I1 | I1 to I2 | I2 to I3 | I3 to I4 | I4 to I5 | I5 to I6 | I6 to I7 | I7 to I8 | I8 to I9 | I9 to SF | Lap | SF to PI | |
|-----|------------|----------|----------|----------|----------|----------|----------|----------|----------|----------|--------|----------|----------|
| 1 | T | 7.6081 | 12.4627 | 15.7297 | 11.8801 | 13.9187 | 9.6885 | 7.2912 | 9.0639 | 10.4537 | 6.7548 | 104.8514 | |
| | S | 120.267 | 73.036 | 77.979 | 103.420 | 76.271 | 76.215 | 96.411 | 60.555 | 81.920 | 87.614 | 83.741 | |
| 2 | T | 7.5865 | 12.1936 | 15.7602 | 11.8268 | 14.0296 | 9.6880 | 7.2260 | 8.7621 | 10.2163 | 6.9180 | 104.2071 | |
| | S | 120.609 | 74.648 | 77.828 | 103.886 | 75.668 | 76.219 | 97.281 | 62.641 | 83.823 | 85.548 | 84.259 | |
| 3 | T | 7.5831 | 12.0749 | 15.8903 | 11.8901 | 13.8652 | 9.6172 | 7.2341 | 8.8856 | 10.2831 | 6.9346 | 104.2582 | |
| | S | 120.663 | 75.382 | 77.191 | 103.333 | 76.565 | 76.780 | 97.172 | 61.770 | 83.279 | 85.343 | 84.218 | |
| 4 | T | 7.4364 | 12.4373 | 16.1027 | 11.9910 | 13.9819 | 9.6950 | 7.2174 | 8.8902 | 10.0603 | 6.8541 | 104.6663 | 103.4012 |
| | S | 123.043 | 73.185 | 76.173 | 102.463 | 75.926 | 76.164 | 97.397 | 61.738 | 85.123 | 86.345 | 83.889 | 78.408 |
| 5 | T | | | 15.7541 | 11.8562 | 13.9502 | 9.6333 | 7.1989 | | | | 290.5533 | |
| | S | | | 77.859 | 103.628 | 76.099 | 76.652 | 97.647 | | | | 30.220 | |
| 6 | T | 7.3288 | 12.9613 | 16.1770 | 12.0563 | 14.0026 | 9.6836 | 7.0846 | 8.7553 | 10.0766 | 6.8031 | 104.9292 | |
| | S | 124.850 | 70.227 | 75.823 | 101.908 | 75.814 | 76.254 | 99.223 | 62.689 | 84.985 | 86.992 | 83.679 | |
| 7 | T | 7.5483 | 12.2520 | 15.7692 | 11.8846 | 14.0664 | 9.6437 | 7.1452 | 8.8267 | 10.0875 | 6.9025 | 104.1261 | 97.1851 |
| | S | 121.219 | 74.292 | 77.784 | 103.381 | 75.470 | 76.569 | 98.381 | 62.182 | 84.894 | 85.740 | 84.325 | 83.423 |
| 8 | T | 7.6035 | 12.3850 | 15.8773 | 12.0741 | 13.9476 | 9.6568 | 7.0949 | 8.9305 | | | 104.4591 | |
| | S | 120.339 | 73.494 | 77.254 | 101.758 | 76.113 | 76.465 | 99.079 | 61.459 | | | 84.056 | |
| 9 | T | 7.6260 | 12.3186 | 15.9274 | 11.8904 | 14.7046 | 9.7345 | 7.2230 | 8.7859 | 10.2841 | 6.9489 | 105.4434 | |
| | S | 119.984 | 73.890 | 77.011 | 103.330 | 72.194 | 75.855 | 97.322 | 62.471 | 83.271 | 85.167 | 83.271 | |
| 10 | T | 8.9998 | 13.2385 | 16.3674 | 12.3916 | 14.2290 | 9.8063 | 7.3408 | 9.3711 | 11.8583 | 8.3869 | 111.9897 | 101.1605 |
| | S | 101.669 | 68.756 | 74.941 | 99.151 | 74.608 | 75.299 | 95.760 | 58.570 | 72.216 | 70.565 | 78.404 | 80.145 |
| 11 | T | 7.5055 | 12.2143 | 15.8448 | 12.0505 | 14.3489 | 11.1911 | 7.1639 | 8.8326 | | | 106.1712 | 102.2697 |
| | S | 121.911 | 74.521 | 77.413 | 101.957 | 73.984 | 65.982 | 98.125 | 62.141 | | | 82.700 | 79.276 |
| 12 | T | | | 15.8103 | 13.3387 | 20.2213 | 9.6565 | 8.1077 | | | | 219.1694 | |
| | S | | | 77.582 | 92.111 | 52.499 | 76.468 | 86.702 | | | | 40.062 | |
| 13 | T | 7.3788 | 12.4231 | 15.8958 | 11.9321 | 13.8244 | 9.7127 | 7.0995 | 8.7490 | 10.0749 | 6.8315 | 103.9218 | 106.8117 |
| | S | 124.004 | 73.269 | 77.164 | 102.969 | 76.791 | 76.025 | 99.015 | 62.734 | 85.000 | 86.631 | 84.490 | 75.905 |
| 14 | T | | | | | | | 7.2341 | | | | | |
| | S | | | | | | | 97.172 | | | | | |

Event: The Brickyard Vintage Racing Invitational

Track: Indianapolis Motor Speedway RC

Report: Section Data Report

Session: Practice 1

Round 3/4

2.439 mile(s)

Battery Tender Global MX-5 Cup

June 15, 2017



Section Data for Car 51 - Cresci, Matt (R)

| Lap | T/SF to I1 | I1 to I2 | I2 to I3 | I3 to I4 | I4 to I5 | I5 to I6 | I6 to I7 | I7 to I8 | I8 to I9 | I9 to SF | Lap | SF to PI | |
|-----|------------|----------|----------|----------|----------|----------|----------|----------|----------|----------|--------|----------|----------|
| 1 | T | 7.6985 | 12.4903 | 15.8450 | 11.8881 | 14.1182 | 9.8873 | 7.3142 | 9.2232 | 10.3667 | 6.9647 | 105.7962 | |
| | S | 118.854 | 72.875 | 77.412 | 103.350 | 75.193 | 74.683 | 96.108 | 59.509 | 82.607 | 84.974 | 82.994 | |
| 2 | T | 7.6349 | 12.7927 | 15.9325 | 11.9060 | 14.0295 | 9.8802 | 7.1835 | 9.0215 | 10.2043 | 6.9267 | 105.5118 | |
| | S | 119.844 | 71.152 | 76.987 | 103.195 | 75.668 | 74.736 | 97.857 | 60.840 | 83.922 | 85.440 | 83.217 | |
| 3 | T | 7.6617 | 12.3614 | 15.7655 | 11.9385 | 13.9660 | 9.7993 | 7.2008 | 9.1106 | 10.1381 | 6.9458 | 104.8877 | |
| | S | 119.425 | 73.635 | 77.802 | 102.914 | 76.013 | 75.353 | 97.622 | 60.245 | 84.470 | 85.205 | 83.712 | |
| 4 | T | 7.6273 | 12.2834 | 15.6748 | 11.9651 | 13.9673 | 9.7627 | 7.1641 | 8.9420 | 10.1930 | 6.9191 | 104.4988 | |
| | S | 119.964 | 74.102 | 78.252 | 102.685 | 76.005 | 75.636 | 98.122 | 61.380 | 84.015 | 85.534 | 84.024 | |
| 5 | T | 7.6259 | 12.2406 | 15.7249 | 11.9313 | 13.9864 | 9.7317 | 7.1770 | 8.9525 | 10.1064 | 6.9125 | 104.3892 | |
| | S | 119.986 | 74.361 | 78.003 | 102.976 | 75.902 | 75.877 | 97.945 | 61.308 | 84.735 | 85.616 | 84.112 | |
| 6 | T | 7.6134 | 12.2578 | 15.7994 | 12.0136 | 13.9862 | 9.7373 | 7.1579 | 8.9616 | 10.1457 | 6.9185 | 104.5914 | 101.4979 |
| | S | 120.183 | 74.257 | 77.635 | 102.270 | 75.903 | 75.833 | 98.207 | 61.246 | 84.407 | 85.541 | 83.950 | 79.878 |
| 7 | T | | | 19.0279 | 14.8011 | 15.8067 | 11.6805 | 7.1668 | | | | 225.0575 | |
| | S | | | 64.463 | 83.010 | 67.161 | 63.217 | 98.085 | | | | 39.014 | |
| 8 | T | 7.4847 | 12.3515 | 15.7479 | 11.6885 | 14.0821 | 9.5992 | 11.5571 | 9.2634 | 10.1625 | 6.8535 | 108.7904 | |
| | S | 122.249 | 73.694 | 77.889 | 105.115 | 75.386 | 76.924 | 60.824 | 59.251 | 84.267 | 86.353 | 80.709 | |
| 9 | T | 7.3361 | 12.1968 | 15.6494 | 11.7021 | 14.1167 | 9.6544 | 7.1164 | 8.9908 | 9.9963 | 6.6810 | 103.4400 | 98.2780 |
| | S | 124.726 | 74.628 | 78.379 | 104.993 | 75.201 | 76.484 | 98.780 | 61.047 | 85.668 | 88.582 | 84.884 | 82.496 |
| 10 | T | 9.1536 | 16.7846 | 16.0416 | 11.8678 | 14.1746 | 9.6828 | 7.3467 | 9.6817 | | | 112.8353 | |
| | S | 99.961 | 54.230 | 76.463 | 103.527 | 74.894 | 76.260 | 95.683 | 56.691 | | | 77.816 | |
| 11 | T | 7.5760 | 12.2810 | 15.7387 | 11.8724 | 14.0737 | 9.6751 | 7.1576 | 8.9390 | 10.0638 | 6.8881 | 104.2654 | 98.7749 |
| | S | 120.776 | 74.117 | 77.935 | 103.487 | 75.431 | 76.321 | 98.211 | 61.401 | 85.093 | 85.919 | 84.212 | 82.081 |
| 12 | T | | | 15.7182 | 11.9676 | 14.0462 | 9.6641 | 7.1620 | | | | 203.8893 | |
| | S | | | 78.036 | 102.664 | 75.579 | 76.407 | 98.151 | | | | 43.065 | |
| 13 | T | 7.4075 | 12.2575 | 15.8493 | 12.0613 | 14.0410 | 10.1768 | 7.1450 | 9.0534 | 10.1295 | 6.8128 | 104.9341 | 102.4634 |
| | S | 123.523 | 74.259 | 77.391 | 101.866 | 75.607 | 72.558 | 98.384 | 60.625 | 84.542 | 86.869 | 83.675 | 79.126 |
| 14 | T | | | | | | | 7.7321 | | | | | |
| | S | | | | | | | 90.914 | | | | | |

Event: The Brickyard Vintage Racing Invitational

Track: Indianapolis Motor Speedway RC

Report: Section Data Report

Session: Practice 1

Round 3/4

2.439 mile(s)

Battery Tender Global MX-5 Cup

June 15, 2017



Section Data for Car 61 - List, Andrew

| Lap | T/SF to I1 | I1 to I2 | I2 to I3 | I3 to I4 | I4 to I5 | I5 to I6 | I6 to I7 | I7 to I8 | I8 to I9 | I9 to SF | Lap | SF to PI | |
|-----|------------|----------|----------|----------|----------|----------|----------|----------|----------|----------|--------|----------|----------|
| 1 | T | 7.5827 | 12.6914 | 15.8297 | 11.9376 | 15.3647 | 10.1207 | 7.2979 | 9.1592 | 10.2127 | 6.8969 | 107.0935 | |
| | S | 120.669 | 71.720 | 77.487 | 102.922 | 69.093 | 72.960 | 96.323 | 59.925 | 83.853 | 85.809 | 81.988 | |
| 2 | T | 7.6795 | 12.4899 | 15.8240 | 11.9192 | 15.1227 | 10.5389 | 7.2711 | 8.9777 | 10.3667 | 6.9877 | 107.1774 | |
| | S | 119.148 | 72.877 | 77.515 | 103.080 | 70.199 | 70.065 | 96.678 | 61.136 | 82.607 | 84.694 | 81.924 | |
| 3 | T | 7.4724 | 12.3911 | 16.0707 | 11.7908 | 14.2669 | 9.8438 | 8.2540 | 9.8427 | 10.3712 | 6.9062 | 107.2098 | |
| | S | 122.451 | 73.458 | 76.325 | 104.203 | 74.409 | 75.013 | 85.165 | 55.764 | 82.571 | 85.694 | 81.899 | |
| 4 | T | 7.6552 | 12.3626 | 16.0478 | 11.9558 | 14.0412 | 9.9129 | 7.2302 | 9.3417 | 10.6001 | 7.1848 | 106.3323 | |
| | S | 119.527 | 73.627 | 76.434 | 102.765 | 75.605 | 74.490 | 97.225 | 58.754 | 80.788 | 82.371 | 82.575 | |
| 5 | T | 7.5487 | 12.3374 | 15.9269 | 11.8621 | 14.0993 | 9.9072 | 7.2257 | 9.0606 | 10.2657 | 6.9345 | 105.1681 | |
| | S | 121.213 | 73.778 | 77.014 | 103.577 | 75.294 | 74.533 | 97.285 | 60.577 | 83.420 | 85.344 | 83.489 | |
| 6 | T | 7.5140 | 12.3642 | 15.9581 | 11.8654 | 13.9721 | 9.8939 | 7.2147 | 8.9830 | 10.2245 | 6.9093 | 104.8992 | |
| | S | 121.773 | 73.618 | 76.863 | 103.548 | 75.979 | 74.633 | 97.434 | 61.100 | 83.756 | 85.655 | 83.703 | |
| 7 | T | 7.3926 | 12.4594 | 15.9963 | 11.7472 | 14.1592 | 9.8675 | 7.1745 | 8.9829 | 10.3224 | 6.8622 | 104.9642 | |
| | S | 123.772 | 73.055 | 76.680 | 104.590 | 74.975 | 74.832 | 97.980 | 61.101 | 82.962 | 86.243 | 83.651 | |
| 8 | T | 7.4760 | 12.5051 | 16.4382 | 12.0911 | 14.1579 | 10.0759 | 7.2109 | 8.9956 | 10.4471 | 6.8946 | 106.2924 | |
| | S | 122.392 | 72.788 | 74.618 | 101.615 | 74.982 | 73.285 | 97.485 | 61.015 | 81.971 | 85.838 | 82.606 | |
| 9 | T | 7.6414 | 12.3838 | 15.9016 | 12.0235 | 14.0935 | 10.0721 | 7.2972 | 9.0347 | 10.3479 | 6.9703 | 105.7660 | |
| | S | 119.742 | 73.501 | 77.136 | 102.186 | 75.325 | 73.312 | 96.332 | 60.751 | 82.757 | 84.906 | 83.017 | |
| 10 | T | 7.6450 | 12.7512 | 16.5430 | 14.4495 | 14.3019 | 9.9918 | 7.2530 | 9.0689 | 10.3533 | 6.9804 | 109.3380 | 111.6945 |
| | S | 119.686 | 71.384 | 74.146 | 85.030 | 74.227 | 73.902 | 96.919 | 60.522 | 82.714 | 84.783 | 80.305 | 72.586 |
| 11 | T | | | 16.8334 | 13.0003 | 14.2673 | 9.7433 | 7.2143 | | | | 224.4622 | |
| | S | | | 72.866 | 94.508 | 74.407 | 75.786 | 97.439 | | | | 39.117 | |
| 12 | T | 7.7736 | 12.4421 | 16.0128 | 12.0045 | 15.0397 | 10.0251 | 7.3099 | 9.0060 | 10.7487 | 7.3216 | 107.6840 | |
| | S | 117.706 | 73.157 | 76.601 | 102.348 | 70.586 | 73.656 | 96.165 | 60.944 | 79.671 | 80.832 | 81.539 | |
| 13 | T | 7.6134 | 12.4564 | 16.1274 | 12.0238 | 14.0900 | 9.8038 | 7.2767 | 8.9781 | 10.4393 | 6.9878 | 105.7967 | |
| | S | 120.183 | 73.073 | 76.056 | 102.184 | 75.344 | 75.319 | 96.603 | 61.134 | 82.033 | 84.693 | 82.993 | |
| 14 | T | 8.0648 | 12.9054 | 15.9945 | 11.7807 | 14.3533 | 9.8706 | 7.3814 | 9.0372 | 11.1430 | 7.5038 | 108.0347 | |
| | S | 113.456 | 70.531 | 76.688 | 104.292 | 73.961 | 74.809 | 95.233 | 60.734 | 76.852 | 78.869 | 81.274 | |
| 15 | T | 7.4111 | 12.4663 | 15.8933 | 11.7280 | 14.4683 | 9.7913 | 7.2634 | 8.9523 | 10.2726 | 6.8589 | 105.1055 | 103.9349 |
| | S | 123.463 | 73.015 | 77.177 | 104.761 | 73.374 | 75.415 | 96.780 | 61.310 | 83.364 | 86.285 | 83.539 | 78.006 |
| 16 | T | | | | | | | 7.5313 | | | | | |
| | S | | | | | | | 93.338 | | | | | |

Event: The Brickyard Vintage Racing Invitational

Track: Indianapolis Motor Speedway RC

Report: Section Data Report

Session: Practice 1

Round 3/4

2.439 mile(s)

Battery Tender Global MX-5 Cup

June 15, 2017



Section Data for Car 7 - Henderson, Brian (R)

| Lap | T/SF to I1 | I1 to I2 | I2 to I3 | I3 to I4 | I4 to I5 | I5 to I6 | I6 to I7 | I7 to I8 | I8 to I9 | I9 to SF | Lap | SF to PI | |
|-----|------------|----------|----------|----------|----------|----------|----------|----------|----------|----------|--------|----------|----------|
| 1 | T | 7.6608 | 12.4141 | 15.9066 | 11.8390 | 14.4461 | 9.5831 | 7.3423 | 9.1617 | 10.2222 | 6.9356 | 105.5115 | |
| | S | 119.439 | 73.322 | 77.112 | 103.779 | 73.486 | 77.053 | 95.740 | 59.908 | 83.775 | 85.330 | 83.217 | |
| 2 | T | 7.6037 | 12.2384 | 15.6625 | 11.7927 | 14.4604 | 9.6082 | 7.2224 | 9.1604 | 10.1011 | 6.8981 | 104.7479 | |
| | S | 120.336 | 74.375 | 78.314 | 104.186 | 73.414 | 76.852 | 97.330 | 59.917 | 84.779 | 85.794 | 83.824 | |
| 3 | T | 7.5946 | 12.4100 | 16.1581 | 11.9412 | 14.5780 | 9.7590 | 7.1662 | 9.1138 | 10.2925 | 6.9059 | 105.9193 | |
| | S | 120.480 | 73.346 | 75.912 | 102.891 | 72.821 | 75.664 | 98.093 | 60.223 | 83.203 | 85.697 | 82.897 | |
| 4 | T | 7.5945 | 12.7856 | 15.7840 | 11.8516 | 14.5917 | 10.0938 | 7.2931 | 9.8418 | 10.1339 | 6.8211 | 106.7911 | |
| | S | 120.482 | 71.192 | 77.711 | 103.668 | 72.753 | 73.155 | 96.386 | 55.769 | 84.505 | 86.763 | 82.220 | |
| 5 | T | 7.4719 | 12.6338 | 15.7933 | 11.9864 | 14.3437 | 9.7151 | 7.5061 | 9.1323 | 10.0021 | 6.7836 | 105.3683 | |
| | S | 122.459 | 72.047 | 77.665 | 102.503 | 74.011 | 76.006 | 93.651 | 60.101 | 85.618 | 87.242 | 83.331 | |
| 6 | T | 7.6114 | 12.5047 | 15.8405 | 11.9769 | 14.2473 | 9.6647 | 7.2743 | 8.9767 | 10.1316 | 6.9287 | 105.1568 | |
| | S | 120.214 | 72.791 | 77.434 | 102.584 | 74.512 | 76.403 | 96.635 | 61.143 | 84.524 | 85.415 | 83.498 | |
| 7 | T | 7.5837 | 12.4568 | 15.9617 | 11.9328 | 14.3880 | 9.7572 | 7.2331 | 9.1904 | 10.0978 | 6.9184 | 105.5199 | |
| | S | 120.654 | 73.071 | 76.846 | 102.963 | 73.783 | 75.678 | 97.186 | 59.721 | 84.807 | 85.543 | 83.211 | |
| 8 | T | 7.4961 | 12.4381 | 16.0215 | 12.0019 | 14.4104 | 9.5901 | 7.2102 | 9.0591 | 10.1577 | 6.8604 | 105.2455 | |
| | S | 122.063 | 73.181 | 76.559 | 102.370 | 73.668 | 76.997 | 97.494 | 60.587 | 84.307 | 86.266 | 83.428 | |
| 9 | T | 7.5999 | 12.4513 | 15.9155 | 11.9913 | 14.2688 | 9.6441 | 7.2504 | 9.0750 | 10.2320 | 6.9282 | 105.3565 | |
| | S | 120.396 | 73.103 | 77.069 | 102.461 | 74.399 | 76.566 | 96.954 | 60.481 | 83.695 | 85.422 | 83.340 | |
| 10 | T | 7.5743 | 12.4436 | 16.5949 | 12.0235 | 14.3166 | 9.6458 | 7.2598 | 9.0256 | 10.1880 | 6.9022 | 105.9743 | |
| | S | 120.803 | 73.148 | 73.914 | 102.186 | 74.151 | 76.552 | 96.828 | 60.812 | 84.056 | 85.743 | 82.854 | |
| 11 | T | 7.5945 | 12.5580 | 16.1632 | 12.0632 | 14.3626 | 9.7263 | 7.2435 | 8.9812 | 10.1863 | 6.9195 | 105.7983 | 103.4464 |
| | S | 120.482 | 72.482 | 75.888 | 101.850 | 73.914 | 75.919 | 97.046 | 61.113 | 84.070 | 85.529 | 82.992 | 78.374 |
| 12 | T | | | 16.1158 | 12.0365 | 14.3566 | 9.6035 | 7.3389 | | | | 251.1218 | |
| | S | | | 76.111 | 102.076 | 73.944 | 76.890 | 95.785 | | | | 34.965 | |
| 13 | T | 7.6101 | 12.3719 | 17.2267 | 12.7853 | 14.4655 | 9.5159 | 7.2370 | 8.8998 | 10.2023 | 6.9256 | 107.2401 | |
| | S | 120.235 | 73.572 | 71.203 | 96.098 | 73.388 | 77.597 | 97.133 | 61.671 | 83.938 | 85.454 | 81.876 | |
| 14 | T | 7.5623 | 12.2804 | 15.8915 | 11.9823 | 15.1577 | 9.6297 | 7.2647 | 8.8876 | 10.2414 | 6.8917 | 105.7893 | |
| | S | 120.995 | 74.120 | 77.185 | 102.538 | 70.036 | 76.680 | 96.763 | 61.756 | 83.618 | 85.874 | 82.999 | |
| 15 | T | 7.5666 | 12.3917 | 16.0482 | 12.0282 | 14.4045 | 9.8527 | 7.2575 | 8.9084 | 10.2209 | 6.9100 | 105.5887 | 106.2841 |
| | S | 120.926 | 73.455 | 76.432 | 102.146 | 73.699 | 74.945 | 96.859 | 61.612 | 83.786 | 85.647 | 83.157 | 76.281 |
| 16 | T | | | | | | | 7.8455 | | | | | |
| | S | | | | | | | 89.600 | | | | | |

Event: The Brickyard Vintage Racing Invitational

Track: Indianapolis Motor Speedway RC

Report: Section Data Report

Session: Practice 1

Round 3/4

2.439 mile(s)

Battery Tender Global MX-5 Cup

June 15, 2017



Section Data for Car 77 - Oxner, Luke (R)

| Lap | T/SF to I1 | I1 to I2 | I2 to I3 | I3 to I4 | I4 to I5 | I5 to I6 | I6 to I7 | I7 to I8 | I8 to I9 | I9 to SF | Lap | SF to PI | |
|-----|------------|----------|----------|----------|----------|----------|----------|----------|----------|----------|----------|----------|----------|
| 1 | T | 7.5765 | 12.2543 | 15.8909 | 11.8067 | 14.0187 | 9.9666 | 7.3010 | 9.3055 | | 105.1149 | | |
| | S | 120.768 | 74.278 | 77.188 | 104.063 | 75.727 | 74.088 | 96.282 | 58.983 | | 83.531 | | |
| 2 | T | 7.4475 | 11.9894 | 15.9452 | 11.6361 | 13.9551 | 10.3326 | 7.1425 | 8.8264 | 10.0188 | 6.8595 | 104.1531 | |
| | S | 122.860 | 75.919 | 76.925 | 105.588 | 76.072 | 71.464 | 98.419 | 62.184 | 85.476 | 86.277 | 84.303 | |
| 3 | T | 7.4996 | 11.9948 | 15.8563 | 11.7105 | 13.9496 | 9.8203 | 7.2198 | 8.8545 | 10.1957 | 6.9152 | 104.0163 | 96.9550 |
| | S | 122.007 | 75.885 | 77.357 | 104.917 | 76.102 | 75.192 | 97.365 | 61.987 | 83.993 | 85.582 | 84.414 | 83.621 |
| 4 | T | 7.4409 | 12.1517 | 15.8874 | 11.7920 | 13.8390 | 9.8876 | 7.1501 | 8.8807 | 10.2496 | 6.7299 | 104.0089 | |
| | S | 122.969 | 74.905 | 77.205 | 104.192 | 76.710 | 74.680 | 98.314 | 61.804 | 83.551 | 87.939 | 84.420 | |
| 5 | T | 7.5656 | 12.2466 | 15.9155 | 11.8825 | 14.0309 | 9.7882 | 7.1838 | 9.8399 | 11.3095 | 7.0100 | 106.7725 | |
| | S | 120.942 | 74.325 | 77.069 | 103.399 | 75.661 | 75.439 | 97.853 | 55.779 | 75.721 | 84.425 | 82.235 | |
| 6 | T | 7.4160 | 12.1520 | 16.1000 | 11.8044 | 14.4825 | 9.8105 | 7.1549 | 8.8496 | 10.2776 | 6.8856 | 104.9331 | 97.9524 |
| | S | 123.382 | 74.903 | 76.186 | 104.083 | 73.302 | 75.267 | 98.248 | 62.021 | 83.323 | 85.950 | 83.676 | 82.770 |
| 7 | T | 7.5080 | 12.2143 | 15.8846 | 11.8795 | 13.9832 | 9.8266 | 7.1723 | 8.9444 | | | 104.4309 | 104.1635 |
| | S | 121.870 | 74.521 | 77.219 | 103.425 | 75.919 | 75.144 | 98.010 | 61.364 | | | 84.079 | 77.834 |
| 8 | T | | | 16.8926 | 13.4796 | 15.3787 | 9.9393 | 7.2284 | | | | 219.6420 | |
| | S | | | 72.611 | 91.148 | 69.030 | 74.292 | 97.249 | | | | 39.976 | |
| 9 | T | 7.5391 | 12.4526 | 16.0450 | 12.0027 | 14.2756 | 9.7831 | 7.2132 | 9.0997 | 10.0368 | 6.9142 | 105.3620 | |
| | S | 121.367 | 73.095 | 76.447 | 102.363 | 74.364 | 75.478 | 97.454 | 60.317 | 85.322 | 85.595 | 83.336 | |
| 10 | T | 7.4951 | 12.0452 | 16.0841 | 11.9603 | 14.0078 | 9.8083 | 7.2305 | 8.9352 | 10.0664 | 6.8866 | 104.5195 | 97.7641 |
| | S | 122.080 | 75.568 | 76.261 | 102.726 | 75.786 | 75.284 | 97.221 | 61.427 | 85.071 | 85.938 | 84.007 | 82.929 |
| 11 | T | 7.6012 | 12.1620 | 16.2103 | 12.0345 | 14.0313 | 9.8196 | 7.2799 | 8.9124 | | | 105.2034 | 98.1145 |
| | S | 120.376 | 74.842 | 75.667 | 102.093 | 75.659 | 75.197 | 96.561 | 61.584 | | | 83.461 | 82.633 |
| 12 | T | 7.5731 | 12.2463 | 16.0082 | 11.9192 | 13.9321 | 9.9702 | 7.1968 | 8.9800 | | | 104.8579 | |
| | S | 120.822 | 74.327 | 76.623 | 103.080 | 76.197 | 74.062 | 97.676 | 61.121 | | | 83.736 | |
| 13 | T | 7.5914 | 12.2846 | 16.4750 | 12.1685 | 14.2432 | 10.0122 | 7.2818 | 8.9346 | 10.1883 | 6.9099 | 106.0895 | 98.9902 |
| | S | 120.531 | 74.095 | 74.452 | 100.969 | 74.533 | 73.751 | 96.536 | 61.431 | 84.054 | 85.648 | 82.764 | 81.902 |
| 14 | T | 7.5992 | 12.1682 | 15.8148 | 11.8448 | 15.5112 | 9.7375 | 7.2166 | 8.9740 | 10.1398 | 6.8465 | 105.8526 | |
| | S | 120.407 | 74.804 | 77.560 | 103.728 | 68.440 | 75.831 | 97.408 | 61.162 | 84.456 | 86.441 | 82.949 | |
| 15 | T | 7.5137 | 12.1246 | 15.8783 | 11.8804 | 14.1207 | 9.8585 | 7.1343 | 9.0259 | 9.9919 | 6.8961 | 104.4244 | 109.7231 |
| | S | 121.778 | 75.073 | 77.250 | 103.417 | 75.180 | 74.901 | 98.532 | 60.810 | 85.706 | 85.819 | 84.084 | 73.891 |
| 16 | T | | | | | | | 7.3414 | | | | | |
| | S | | | | | | | 95.752 | | | | | |

Event: The Brickyard Vintage Racing Invitational

Track: Indianapolis Motor Speedway RC

Report: Section Data Report

Session: Practice 1

Round 3/4

2.439 mile(s)

Battery Tender Global MX-5 Cup

June 15, 2017



Section Data for Car 8 - Sparks, Nathaniel

| Lap | T/SF to I1 | I1 to I2 | I2 to I3 | I3 to I4 | I4 to I5 | I5 to I6 | I6 to I7 | I7 to I8 | I8 to I9 | I9 to SF | Lap | SF to PI | |
|-----|------------|----------|----------|----------|----------|----------|----------|----------|----------|----------|--------|----------|----------|
| 1 | T | 7.5272 | 12.1688 | 15.8471 | 11.8744 | 15.4165 | 10.4153 | 8.4413 | 9.6567 | 10.3151 | 6.9178 | 108.5802 | 99.9619 |
| | S | 121.559 | 74.800 | 77.402 | 103.469 | 68.861 | 70.897 | 83.276 | 56.838 | 83.020 | 85.550 | 80.866 | 81.106 |
| 2 | T | 7.6533 | 12.2830 | 15.9374 | 11.7872 | 14.8007 | 10.1313 | 7.2202 | 8.9606 | | | 106.3316 | |
| | S | 119.556 | 74.105 | 76.963 | 104.235 | 71.726 | 72.884 | 97.359 | 61.253 | | | 82.576 | |
| 3 | T | 7.6422 | 12.1157 | 16.4262 | 12.1042 | 14.6578 | 9.7539 | 7.2743 | 9.0361 | 10.3391 | 6.9672 | 106.3167 | |
| | S | 119.730 | 75.128 | 74.673 | 101.505 | 72.425 | 75.704 | 96.635 | 60.741 | 82.828 | 84.943 | 82.587 | |
| 4 | T | 7.6247 | 12.2154 | 16.0619 | 12.0032 | 14.0413 | 9.9933 | 7.1859 | 9.6275 | 10.2535 | 6.9655 | 105.9722 | |
| | S | 120.005 | 74.515 | 76.366 | 102.359 | 75.605 | 73.890 | 97.824 | 57.010 | 83.519 | 84.964 | 82.856 | |
| 5 | T | 7.5998 | 12.0919 | 16.1896 | 12.0229 | 13.8716 | 10.1136 | 7.1981 | 8.7433 | 10.3225 | 6.9487 | 105.1020 | |
| | S | 120.398 | 75.276 | 75.764 | 102.191 | 76.530 | 73.011 | 97.658 | 62.775 | 82.961 | 85.170 | 83.542 | |
| 6 | T | 7.5599 | 12.2065 | 16.0518 | 11.9584 | 14.1811 | 9.9259 | 7.1697 | 8.9118 | 10.3899 | 6.9484 | 105.3034 | |
| | S | 121.033 | 74.569 | 76.415 | 102.743 | 74.860 | 74.392 | 98.045 | 61.588 | 82.423 | 85.173 | 83.382 | |
| 7 | T | 7.5717 | 12.1221 | 16.1132 | 11.9595 | 14.0769 | 9.9483 | 7.1022 | 8.9099 | 10.3727 | 6.9303 | 105.1068 | |
| | S | 120.845 | 75.088 | 76.123 | 102.733 | 75.414 | 74.225 | 98.977 | 61.602 | 82.559 | 85.396 | 83.538 | |
| 8 | T | 7.4660 | 12.7928 | 16.9178 | 13.2563 | 14.2863 | 10.2267 | 7.1507 | 8.7487 | 10.3223 | 6.8735 | 108.0411 | |
| | S | 122.556 | 71.152 | 72.503 | 92.683 | 74.308 | 72.204 | 98.306 | 62.737 | 82.962 | 86.101 | 81.269 | |
| 9 | T | 7.4528 | 12.1486 | 16.1913 | 11.8486 | 14.0735 | 10.0656 | 7.8014 | 8.9859 | 10.3376 | 6.8780 | 105.7833 | |
| | S | 122.773 | 74.924 | 75.756 | 103.695 | 75.432 | 73.360 | 90.106 | 61.081 | 82.840 | 86.045 | 83.004 | |
| 10 | T | 7.5173 | 12.5829 | 16.2198 | 11.9749 | 14.2511 | 9.9662 | 7.4299 | 10.2105 | 10.0629 | 6.8807 | 107.0962 | 107.2176 |
| | S | 121.719 | 72.338 | 75.623 | 102.601 | 74.492 | 74.091 | 94.612 | 53.755 | 85.101 | 86.011 | 81.986 | 75.617 |
| 11 | T | | | 16.4483 | 12.1608 | 14.0976 | 10.0653 | 7.2764 | | | | 211.2899 | |
| | S | | | 74.573 | 101.033 | 75.303 | 73.362 | 96.607 | | | | 41.556 | |
| 12 | T | 7.5076 | 12.0990 | 16.1204 | 11.8161 | 14.0440 | 9.7970 | 7.2602 | 8.8881 | | | 104.7490 | 97.6513 |
| | S | 121.876 | 75.232 | 76.089 | 103.980 | 75.590 | 75.371 | 96.823 | 61.753 | | | 83.823 | 83.025 |
| 13 | T | 7.4109 | 12.1660 | 16.3065 | 11.7666 | 14.0167 | 10.0642 | 7.0769 | 8.8848 | 10.4795 | 6.6962 | 104.8683 | 98.2690 |
| | S | 123.467 | 74.817 | 75.221 | 104.417 | 75.738 | 73.370 | 99.331 | 61.776 | 81.718 | 88.381 | 83.728 | 82.503 |
| 14 | T | 7.4332 | 12.3254 | 16.1253 | 11.8998 | 14.0140 | 9.8697 | 7.1446 | 9.1998 | | | 105.0794 | |
| | S | 123.096 | 73.850 | 76.066 | 103.248 | 75.752 | 74.816 | 98.390 | 59.660 | | | 83.560 | |
| 15 | T | 8.2868 | 13.9577 | 17.2489 | 13.1522 | 15.6462 | 9.8733 | 7.0693 | 8.8271 | 10.8982 | 7.0888 | 112.0485 | 116.7159 |
| | S | 110.417 | 65.213 | 71.111 | 93.417 | 67.850 | 74.788 | 99.438 | 62.179 | 78.578 | 83.486 | 78.362 | 69.464 |
| 16 | T | | | | | | | 8.7030 | | | | | |
| | S | | | | | | | 80.772 | | | | | |

Event: The Brickyard Vintage Racing Invitational

Track: Indianapolis Motor Speedway RC

Report: Section Data Report

Session: Practice 1

Round 3/4

2.439 mile(s)

Battery Tender Global MX-5 Cup

June 15, 2017



Section Data for Car 82 - Faulkner, Max

| Lap | T/SF to I1 | I1 to I2 | I2 to I3 | I3 to I4 | I4 to I5 | I5 to I6 | I6 to I7 | I7 to I8 | I8 to I9 | I9 to SF | Lap | SF to PI | |
|-----|------------|----------|----------|----------|----------|----------|----------|----------|----------|----------|--------|----------|----------|
| 1 | T | 7.5242 | 12.2671 | 15.9291 | 11.7756 | 14.3428 | 9.7936 | 7.2287 | 9.4669 | 10.2923 | 6.9071 | 105.5274 | |
| | S | 121.608 | 74.201 | 77.003 | 104.337 | 74.016 | 75.397 | 97.245 | 57.977 | 83.204 | 85.683 | 83.205 | |
| 2 | T | 7.5419 | 12.2827 | 15.9958 | 11.8209 | 14.1964 | 9.8450 | 7.1964 | 9.0847 | 10.2715 | 6.9198 | 105.1551 | |
| | S | 121.322 | 74.106 | 76.682 | 103.938 | 74.779 | 75.003 | 97.681 | 60.416 | 83.373 | 85.525 | 83.500 | |
| 3 | T | 7.5271 | 12.2929 | 15.9872 | 11.8531 | 14.1409 | 9.9031 | 7.2175 | 9.2440 | 10.3332 | 6.9169 | 105.4159 | |
| | S | 121.561 | 74.045 | 76.723 | 103.655 | 75.072 | 74.563 | 97.396 | 59.375 | 82.875 | 85.561 | 83.293 | |
| 4 | T | 7.5156 | 12.2990 | 15.9755 | 11.9035 | 14.2079 | 9.7995 | 7.2188 | 9.1297 | 10.1792 | 6.8938 | 105.1225 | |
| | S | 121.747 | 74.008 | 76.780 | 103.216 | 74.718 | 75.352 | 97.378 | 60.118 | 84.129 | 85.848 | 83.525 | |
| 5 | T | 7.3565 | 12.4946 | 16.9763 | 13.0979 | 14.6434 | 9.7945 | 7.1844 | 9.2103 | 10.2847 | 6.8228 | 107.8654 | 107.6259 |
| | S | 124.380 | 72.850 | 72.253 | 93.804 | 72.496 | 75.390 | 97.845 | 59.592 | 83.266 | 86.741 | 81.401 | 75.330 |
| 6 | T | | | 15.9358 | 11.8337 | 14.2124 | 9.7483 | 7.2167 | | | | 191.0998 | |
| | S | | | 76.971 | 103.825 | 74.695 | 75.747 | 97.407 | | | | 45.947 | |
| 7 | T | 7.4690 | 12.8938 | 17.0221 | 11.9597 | 14.3039 | 9.7037 | 7.1461 | 9.0471 | 10.0972 | 6.8567 | 106.4993 | |
| | S | 122.506 | 70.594 | 72.059 | 102.731 | 74.217 | 76.096 | 98.369 | 60.667 | 84.812 | 86.312 | 82.446 | |
| 8 | T | 7.4597 | 12.3262 | 15.9510 | 11.8122 | 14.1372 | 9.8135 | 7.1144 | 8.9378 | 10.1693 | 6.8478 | 104.5691 | 97.8824 |
| | S | 122.659 | 73.845 | 76.897 | 104.014 | 75.092 | 75.244 | 98.807 | 61.409 | 84.211 | 86.425 | 83.967 | 82.829 |
| 9 | T | 7.5633 | 12.6713 | 15.9311 | 11.8193 | 14.1184 | 9.6167 | 7.1228 | 9.1396 | | | 105.0057 | |
| | S | 120.979 | 71.834 | 76.993 | 103.952 | 75.192 | 76.784 | 98.691 | 60.053 | | | 83.618 | |
| 10 | T | 7.4549 | 12.5001 | 15.9181 | 11.7168 | 14.1412 | 9.6793 | 7.1499 | 9.0085 | 10.1755 | 6.8251 | 104.5694 | 98.5951 |
| | S | 122.738 | 72.818 | 77.056 | 104.861 | 75.071 | 76.287 | 98.317 | 60.927 | 84.159 | 86.712 | 83.967 | 82.230 |
| 11 | T | 7.7545 | 12.5781 | 16.1169 | 12.0517 | 14.1239 | 9.7427 | 7.2449 | 9.4513 | | | 106.6732 | |
| | S | 117.996 | 72.366 | 76.106 | 101.947 | 75.163 | 75.791 | 97.028 | 58.073 | | | 82.311 | |
| 12 | T | 7.6534 | 12.6273 | 16.0656 | 15.1388 | 15.7294 | 9.6818 | 7.1847 | 8.9814 | 10.2767 | 6.9651 | 110.3042 | 103.6541 |
| | S | 119.555 | 72.084 | 76.349 | 81.158 | 67.491 | 76.268 | 97.840 | 61.111 | 83.331 | 84.969 | 79.602 | 78.217 |
| 13 | T | 8.5940 | 12.8100 | 16.9789 | 11.9907 | 16.1414 | 9.6715 | 7.1430 | 9.0277 | 10.7884 | 8.9256 | 112.0712 | |
| | S | 106.470 | 71.056 | 72.242 | 102.466 | 65.768 | 76.349 | 98.412 | 60.798 | 79.378 | 66.306 | 78.347 | |
| 14 | T | 7.5104 | 12.3811 | 15.9802 | 11.8130 | 14.3392 | 9.5662 | 7.1301 | 9.0569 | 10.1140 | 6.8791 | 104.7702 | |
| | S | 121.831 | 73.517 | 76.757 | 104.007 | 74.034 | 77.189 | 98.590 | 60.602 | 84.671 | 86.031 | 83.806 | |
| 15 | T | 7.5061 | 12.3193 | 16.0189 | 12.0447 | 14.0622 | 10.3122 | 7.1735 | 9.3668 | 10.2618 | 6.8567 | 105.9222 | 106.1285 |
| | S | 121.901 | 73.886 | 76.571 | 102.006 | 75.493 | 71.605 | 97.993 | 58.597 | 83.452 | 86.312 | 82.895 | 76.393 |
| 16 | T | | | | | | | 7.3280 | | | | | |
| | S | | | | | | | 95.927 | | | | | |

Event: The Brickyard Vintage Racing Invitational

Track: Indianapolis Motor Speedway RC

Report: Section Data Report

Session: Practice 1

Round 3/4

2.439 mile(s)

Battery Tender Global MX-5 Cup

June 15, 2017



Section Data for Car 84 - Lamb, Todd

| Lap | T/SF to I1 | I1 to I2 | I2 to I3 | I3 to I4 | I4 to I5 | I5 to I6 | I6 to I7 | I7 to I8 | I8 to I9 | I9 to SF | Lap | SF to PI | |
|-----|------------|----------|----------|----------|----------|----------|----------|----------|----------|----------|--------|----------|----------|
| 1 | T | 7.8115 | 12.8275 | 15.8513 | 11.7747 | 14.2154 | 9.7415 | 7.3482 | 9.0946 | 10.4867 | 6.8742 | 106.0256 | |
| | S | 117.135 | 70.959 | 77.381 | 104.345 | 74.679 | 75.800 | 95.664 | 60.350 | 81.662 | 86.093 | 82.814 | |
| 2 | T | 7.9107 | 12.7095 | 15.7498 | 11.6896 | 14.0718 | 9.8062 | 7.2193 | 8.9634 | 10.5330 | 6.9567 | 105.6100 | |
| | S | 115.666 | 71.618 | 77.880 | 105.105 | 75.441 | 75.300 | 97.372 | 61.234 | 81.303 | 85.072 | 83.140 | |
| 3 | T | 7.4806 | 12.1810 | 15.8456 | 11.7015 | 14.0515 | 9.7054 | 7.1989 | 8.9628 | 10.1537 | 6.8721 | 104.1531 | |
| | S | 122.316 | 74.725 | 77.409 | 104.998 | 75.550 | 76.082 | 97.647 | 61.238 | 84.340 | 86.119 | 84.303 | |
| 4 | T | 7.4114 | 12.2480 | 15.9456 | 11.7032 | 14.3317 | 9.6589 | 7.1394 | 8.8704 | 10.1098 | 6.8456 | 104.2640 | |
| | S | 123.458 | 74.316 | 76.923 | 104.983 | 74.073 | 76.449 | 98.461 | 61.876 | 84.706 | 86.452 | 84.213 | |
| 5 | T | 7.3647 | 12.5861 | 16.0297 | 12.0422 | 14.3380 | 10.5005 | 7.3384 | 9.1761 | 10.1226 | 6.8042 | 106.3025 | 102.9892 |
| | S | 124.241 | 72.320 | 76.520 | 102.028 | 74.040 | 70.321 | 95.791 | 59.814 | 84.599 | 86.978 | 82.598 | 78.722 |
| 6 | T | | | 16.0201 | 12.1541 | 14.2106 | 9.6560 | 7.3175 | | | | 257.3050 | |
| | S | | | 76.566 | 101.088 | 74.704 | 76.472 | 96.065 | | | | 34.124 | |
| 7 | T | 7.6481 | 12.1772 | 15.8883 | 12.0060 | 14.1354 | 10.0197 | 7.1961 | 9.0196 | 10.2265 | 6.9741 | 105.2910 | |
| | S | 119.638 | 74.748 | 77.201 | 102.335 | 75.102 | 73.696 | 97.685 | 60.852 | 83.740 | 84.859 | 83.392 | |
| 8 | T | 7.7517 | 12.3824 | 16.1358 | 12.1088 | 14.1431 | 9.7921 | 7.2275 | 9.0799 | 10.4762 | 7.0378 | 106.1353 | |
| | S | 118.039 | 73.510 | 76.017 | 101.466 | 75.061 | 75.409 | 97.261 | 60.448 | 81.744 | 84.091 | 82.728 | |
| 9 | T | 7.7650 | 12.2558 | 15.9246 | 12.0086 | 14.2224 | 9.6795 | 7.2475 | 8.9484 | 10.4809 | 7.0929 | 105.6256 | |
| | S | 117.836 | 74.269 | 77.025 | 102.313 | 74.642 | 76.286 | 96.993 | 61.337 | 81.707 | 83.438 | 83.128 | |
| 10 | T | 7.7115 | 12.1512 | 15.9023 | 12.0540 | 14.0378 | 9.6178 | 7.1942 | 8.9683 | 10.1550 | 6.9835 | 104.7756 | |
| | S | 118.654 | 74.908 | 77.133 | 101.928 | 75.624 | 76.775 | 97.711 | 61.200 | 84.329 | 84.745 | 83.802 | |
| 11 | T | 7.7091 | 12.3321 | 16.0810 | 12.1527 | 14.1657 | 9.7148 | 7.1832 | 9.0115 | 10.1534 | 6.9936 | 105.4971 | |
| | S | 118.691 | 73.810 | 76.276 | 101.100 | 74.941 | 76.009 | 97.861 | 60.907 | 84.343 | 84.623 | 83.229 | |
| 12 | T | 7.4712 | 12.2367 | 15.8554 | 11.9253 | 14.0301 | 9.6737 | 7.2119 | 9.0329 | 10.2388 | 6.9023 | 104.5783 | |
| | S | 122.470 | 74.385 | 77.361 | 103.028 | 75.665 | 76.332 | 97.471 | 60.763 | 83.639 | 85.742 | 83.960 | |
| 13 | T | 7.6214 | 12.1563 | 15.9163 | 11.9809 | 13.9506 | 9.7355 | 7.1038 | 8.8257 | 10.4042 | 6.9741 | 104.6688 | |
| | S | 120.057 | 74.877 | 77.065 | 102.550 | 76.096 | 75.847 | 98.955 | 62.189 | 82.309 | 84.859 | 83.887 | |
| 14 | T | 7.5352 | 12.4298 | 16.0428 | 12.0977 | 14.1196 | 9.6502 | 7.1986 | 8.9180 | 10.1538 | 6.9060 | 105.0517 | |
| | S | 121.430 | 73.229 | 76.457 | 101.560 | 75.186 | 76.517 | 97.652 | 61.546 | 84.339 | 85.696 | 83.582 | |
| 15 | T | 7.6764 | 12.3141 | 16.0223 | 12.0065 | 14.1805 | 9.8836 | 7.2103 | 9.0157 | 10.1863 | 6.9884 | 105.4841 | 101.4833 |
| | S | 119.196 | 73.917 | 76.555 | 102.331 | 74.863 | 74.711 | 97.493 | 60.879 | 84.070 | 84.686 | 83.239 | 79.890 |
| 16 | T | | | | | | | 7.3131 | | | | | |
| | S | | | | | | | 96.123 | | | | | |

Event: The Brickyard Vintage Racing Invitational

Track: Indianapolis Motor Speedway RC

Report: Section Data Report

Session: Practice 1

Round 3/4

2.439 mile(s)

Battery Tender Global MX-5 Cup

June 15, 2017








Section Data for Car 90 - Dexter, Dillon (R)

| Lap | T/SF to I1 | I1 to I2 | I2 to I3 | I3 to I4 | I4 to I5 | I5 to I6 | I6 to I7 | I7 to I8 | I8 to I9 | I9 to SF | Lap | SF to PI | |
|-----|------------|----------|----------|----------|----------|----------|----------|----------|----------|----------|--------|----------|----------|
| 1 | T | 7.5231 | 12.7317 | 16.2584 | 11.8725 | 14.3704 | 10.0078 | 7.5910 | 10.6333 | 10.7118 | 6.9348 | 108.6348 | |
| | S | 121.625 | 71.493 | 75.444 | 103.486 | 73.873 | 73.783 | 92.604 | 51.617 | 79.946 | 85.340 | 80.825 | |
| 2 | T | 7.5420 | 12.4359 | 16.3428 | 11.8345 | 14.4371 | 11.7780 | 7.1314 | 9.8794 | 10.1671 | 6.9126 | 108.4608 | |
| | S | 121.321 | 73.194 | 75.054 | 103.818 | 73.532 | 62.694 | 98.572 | 55.556 | 84.229 | 85.614 | 80.955 | |
| 3 | T | 7.3462 | 12.8404 | 15.9127 | 11.6190 | 14.5342 | 10.7230 | 8.0358 | 9.2947 | 10.0954 | 6.8079 | 107.2093 | |
| | S | 124.554 | 70.888 | 77.083 | 105.744 | 73.041 | 68.862 | 87.478 | 59.051 | 84.827 | 86.931 | 81.900 | |
| 4 | T | 7.4749 | 12.3376 | 15.9884 | 11.8847 | 14.7028 | 10.3401 | 7.2949 | 9.1415 | 10.2266 | 6.8657 | 106.2572 | |
| | S | 122.410 | 73.777 | 76.718 | 103.380 | 72.203 | 71.412 | 96.362 | 60.041 | 83.739 | 86.199 | 82.633 | |
| 5 | T | 7.5300 | 13.0282 | 16.8732 | 12.9846 | 14.7421 | 9.7678 | 7.2957 | 9.3937 | 10.3190 | 6.9054 | 108.8397 | |
| | S | 121.514 | 69.866 | 72.695 | 94.623 | 72.011 | 75.596 | 96.352 | 58.429 | 82.989 | 85.704 | 80.673 | |
| 6 | T | 7.6269 | 12.7027 | 15.9042 | 11.9383 | 14.6505 | 9.9767 | 7.1992 | 9.5988 | 10.5405 | 6.9778 | 107.1156 | |
| | S | 119.970 | 71.656 | 77.124 | 102.916 | 72.461 | 74.013 | 97.643 | 57.180 | 81.245 | 84.814 | 81.971 | |
| 7 | T | 7.6064 | 12.6362 | 15.8787 | 12.0010 | 14.4570 | 10.1407 | 7.2965 | 9.4106 | 10.2028 | 6.9312 | 106.5611 | |
| | S | 120.293 | 72.033 | 77.248 | 102.378 | 73.431 | 72.816 | 96.341 | 58.324 | 83.934 | 85.385 | 82.398 | |
| 8 | T | 7.5705 | 12.4262 | 15.8534 | 12.0169 | 14.4011 | 9.9772 | 7.2117 | 9.2515 | 10.2062 | 6.9147 | 105.8294 | |
| | S | 120.864 | 73.251 | 77.371 | 102.242 | 73.716 | 74.010 | 97.474 | 59.327 | 83.906 | 85.588 | 82.967 | |
| 9 | T | 7.5854 | 12.5329 | 15.8192 | 11.9371 | 14.5071 | 9.9613 | 7.2562 | 9.3268 | 10.3054 | 6.9279 | 106.1593 | |
| | S | 120.626 | 72.627 | 77.538 | 102.926 | 73.177 | 74.128 | 96.876 | 58.848 | 83.099 | 85.425 | 82.710 | |
| 10 | T | 7.5526 | 12.3850 | 15.8494 | 11.9625 | 14.3360 | 9.9451 | 7.2347 | 9.3845 | 10.1946 | 6.9010 | 105.7454 | |
| | S | 121.150 | 73.494 | 77.390 | 102.707 | 74.051 | 74.249 | 97.164 | 58.486 | 84.002 | 85.758 | 83.033 | |
| 11 | T | 7.5587 | 12.4105 | 15.7853 | 11.9476 | 14.2754 | 9.8496 | 7.2544 | 9.1002 | 10.2202 | 6.9056 | 105.3075 | 107.6308 |
| | S | 121.053 | 73.343 | 77.705 | 102.835 | 74.365 | 74.968 | 96.900 | 60.313 | 83.791 | 85.701 | 83.379 | 75.327 |
| 12 | T | | | 16.0068 | 11.7463 | 14.5323 | 9.7411 | 7.2283 | | | | 235.3887 | |
| | S | | | 76.629 | 104.598 | 73.050 | 75.803 | 97.250 | | | | 37.302 | |
| 13 | T | 7.3770 | 12.5239 | 17.2526 | 12.5916 | 14.6111 | 9.7625 | 7.1594 | 9.1932 | 10.1127 | 6.7983 | 107.3823 | |
| | S | 124.034 | 72.679 | 71.096 | 97.576 | 72.656 | 75.637 | 98.186 | 59.703 | 84.682 | 87.054 | 81.768 | |
| 14 | T | 7.3698 | 12.4428 | 15.8321 | 11.7520 | 15.1254 | 9.9051 | 7.1750 | 9.0518 | 10.1809 | 6.7933 | 105.6282 | |
| | S | 124.155 | 73.153 | 77.475 | 104.547 | 70.186 | 74.548 | 97.973 | 60.636 | 84.115 | 87.118 | 83.126 | |
| 15 | T | 7.6873 | 12.4119 | 15.7939 | 11.8118 | 14.6752 | 9.7800 | 7.2056 | 9.1428 | 10.1580 | 6.8007 | 105.4672 | 107.7659 |
| | S | 119.027 | 73.335 | 77.662 | 104.018 | 72.339 | 75.502 | 97.557 | 60.032 | 84.304 | 87.023 | 83.252 | 75.233 |
| 16 | T | | | | | | | 7.9375 | | | | | |
| | S | | | | | | | 88.561 | | | | | |

Report Support Information

| Section Legend | |
|----------------|----------------|
| Name | Length |
| SF to I1 | 0.254167 miles |
| I1 to I2 | 0.252841 miles |
| I2 to I3 | 0.340720 miles |
| I3 to I4 | 0.341288 miles |
| I4 to I5 | 0.294886 miles |
| I5 to I6 | 0.205114 miles |
| I6 to I7 | 0.195265 miles |
| I7 to I8 | 0.152462 miles |
| I8 to I9 | 0.237879 miles |
| I9 to SF | 0.164394 miles |
| Lap | 2.439000 miles |
| PI to PO | 0.419886 miles |
| PO to SF | 2.184848 miles |
| SF to PI | 2.252083 miles |
| PO to I2 | 0.252841 miles |
| I7 to PI | 0.367803 miles |
| PO to PI | 1.997917 miles |

| Color Legend | |
|---|-----------------------|
|  | Fastest Lap |
|  | Section Under Caution |
|  | Section Under Green |
|  | Section Time Data |
|  | Section Speed Data |

