

Event: MX-5 Cup at Road America

Track: Road America

Report: Section Data Report

Session: Practice 1

Round 5 / 6

4.014 mile(s)

Battery Tender Global MX-5 Cup

June 21, 2018



Section Data for Car 01 - Reger, Nikko

Lap	T/S	I12 to I13	I13 to I14	I14 to SF	SF to I1	I1 to I2	I2 to I3	I3 to I4	I4 to I5	I5 to I6	I6 to I7	I7 to I8	I8 to I9	I9 to I10	I10 to I11	I11 to I12
1	T	7.6625	5.5185	9.9867	7.4159	12.6373	11.5229	15.4590	13.8495	14.8095	10.1812	15.5861	10.3645	10.0734	11.3512	5.3716
	S	68.515	80.061	97.220	113.454	93.662	81.656	108.630	73.353	76.471	75.205	86.134	108.083	118.720	71.538	89.740
2	T	7.1340	5.2686	9.6338	7.2914	12.5816	11.3364	15.3663	13.4883	14.6134	10.1877	15.5230	10.5887	10.0097	11.4790	5.5528
	S	73.591	83.859	100.782	115.391	94.077	82.999	109.286	75.318	77.497	75.157	86.485	105.795	119.475	70.742	86.811
3	T	7.0777	5.3909	9.9760	7.5087	12.6155	11.4902	15.7266	13.3311	14.5115	9.9005	15.4135	10.2796	10.0837	11.1493	5.4530
	S	74.177	81.956	97.324	112.052	93.824	81.888	106.782	76.206	78.042	77.338	87.099	108.976	118.598	72.834	88.400
4	T	7.0757	5.3278	9.8692	7.5627	12.5161	11.3620	15.7315	13.1638	14.3973	9.8119	15.4088	10.3570	10.0876	11.0797	5.4230
	S	74.198	82.927	98.378	111.252	94.569	82.812	106.749	77.174	78.661	78.036	87.126	108.161	118.552	73.291	88.889
5	T	7.0069	5.5266				11.8325	16.1230	13.6450	14.9113	10.1348	19.0271	16.4319	16.9301	15.9912	7.8348
	S	74.926	79.944				79.519	104.157	74.453	75.949	75.550	70.557	68.174	70.638	50.781	61.526
6	T	9.4952	7.3420	14.6742	11.2158	17.7098	13.8153	18.0396	13.7027	14.6347	9.9684	15.5837	10.3689	10.2349	11.0457	5.4491
	S	55.291	60.177	66.164	75.016	66.835	68.106	93.091	74.139	77.385	76.811	86.148	108.037	116.846	73.517	88.463
7	T	7.1387	5.3629				11.5023	15.8724	13.2613	14.3937	9.8442	15.4439	12.3790	13.9902	12.0971	6.1458
	S	73.543	82.384				81.802	105.801	76.607	78.680	77.780	86.928	90.494	85.482	67.127	78.435
8	T	7.5410	5.6769													
	S	69.619	77.827													

Event: MX-5 Cup at Road America

Track: Road America

Report: Section Data Report

Session: Practice 1

Round 5 / 6

4.014 mile(s)

Battery Tender Global MX-5 Cup

June 21, 2018



Section Data for Car 01 - Reger, Nikko

Lap	T/SLap	PI to PO	PO to SF	SF to PI
1	T	161.7898		165.4468
	S	89.316		82.252
2	T	160.0547		
	S	90.284		
3	T	159.9078		
	S	90.367		
4	T	159.1741		155.3432
	S	90.784		88.607
5	T	269.4012	90.5149	191.9559
	S	53.639	16.813	70.893
6	T	183.2800		169.4101
	S	78.843		81.250
7	T	205.4878	46.2467	
	S	70.322	32.907	
8	T			
	S			

Event: MX-5 Cup at Road America
Track: Road America
Report: Section Data Report
Session: Practice 1

Round 5 / 6
4.014 mile(s)
Battery Tender Global MX-5 Cup
June 21, 2018



Section Data for Car 03 - Harrison, Ashton

Lap	T/S	I12 to I13	I13 to I14	I14 to SF	SF to I1	I1 to I2	I2 to I3	I3 to I4	I4 to I5	I5 to I6	I6 to I7	I7 to I8	I8 to I9	I9 to I10	I10 to I11	I11 to I12
1	T	7.1969	5.4464	10.1044	7.6513	12.9565	11.7610	15.9679	13.5691	15.0489	10.2640	15.5877	10.6094	10.5846	11.7904	5.4689
	S	72.948	81.121	96.088	109.963	91.355	80.002	105.168	74.869	75.255	74.599	86.126	105.588	112.986	68.873	88.143
2	T	7.2038	5.4965	9.8105	7.3493	12.6610	11.5967	15.6239	13.3621	14.5587	9.9637	15.4637	10.3673	10.0812	11.8674	5.5555
	S	72.878	80.382	98.966	114.482	93.487	81.136	107.484	76.029	77.789	76.847	86.816	108.054	118.628	68.427	86.769
3	T	7.5432	5.4030	9.7951	7.3205	12.7355	11.6339	15.8998	13.8014	14.5890	10.1110	15.5015	10.4081	10.2628	11.5013	5.5194
	S	69.599	81.773	99.122	114.933	92.940	80.876	105.619	73.609	77.627	75.728	86.605	107.630	116.529	70.605	87.337
4	T	7.5179	5.5706	10.0549	7.4772	13.2890	11.7135	15.7238	13.4963	14.4562	10.4075	15.3543	10.2503	10.0734	11.4649	5.4779
	S	69.833	79.312	96.561	112.524	89.069	80.327	106.801	75.273	78.340	73.570	87.435	109.287	118.720	70.829	87.998
5	T	7.0113	5.3943	9.9020	7.5176	12.7819	11.5517	15.7653	13.5088	14.4352	9.9344	15.2706	10.2612	10.1238	11.2698	5.4491
	S	74.879	81.905	98.052	111.919	92.603	81.452	106.520	75.204	78.454	77.074	87.914	109.171	118.128	72.055	88.463
6	T	7.1174	5.4401	9.8559	7.3755	12.5453	11.5822	15.6579	13.3675	14.4047	9.9327	15.3272	10.1669	9.9109	11.4739	5.6676
	S	73.763	81.215	98.510	114.075	94.349	81.238	107.251	75.998	78.620	77.087	87.589	110.184	120.666	70.773	85.053
7	T	7.1874	5.4781	10.1039	7.4987	12.5247	11.6230	15.8454	13.4524	14.4177	9.7978	15.6038	10.3629	10.1420	11.7318	5.4914
	S	73.044	80.652	96.093	112.201	94.504	80.952	105.981	75.519	78.549	78.148	86.037	108.100	117.916	69.217	87.782
8	T	6.9462	5.3564	9.9187	7.6036	12.4530	11.5635	15.7763	13.2730	14.3541	9.8272	15.5058	10.2997	10.1435	11.2134	5.4815
	S	75.581	82.484	97.887	110.653	95.048	81.369	106.446	76.540	78.897	77.915	86.581	108.763	117.899	72.417	87.940
9	T	6.9320	5.4449	9.9984	7.5460	12.5918	11.5435	15.7920	13.2726	14.4514	9.8545	15.3589	10.3508	10.2212	11.2903	5.4944
	S	75.736	81.143	97.106	111.498	94.001	81.510	106.340	76.542	78.366	77.699	87.409	108.226	117.003	71.924	87.734
10	T	6.9277	5.3832	9.9633	7.5492	12.5083	11.5511	15.8032	13.1878	14.9555	9.8231	15.5341	10.3935	10.2397	11.1761	5.4286
	S	75.783	82.074	97.449	111.451	94.628	81.456	106.264	77.034	75.725	77.947	86.423	107.782	116.791	72.659	88.797
11	T	7.0164	5.3353	9.8009	7.3332	12.6603	11.4797	15.6601								
	S	74.825	82.810	99.063	114.733	93.492	81.963	107.235								

Event: MX-5 Cup at Road America

Track: Road America

Report: Section Data Report

Session: Practice 1

Round 5 / 6

4.014 mile(s)

Battery Tender Global MX-5 Cup

June 21, 2018



Section Data for Car 03 - Harrison, Ashton

Lap	T/SLap	PO to SF
1	T	164.0074 169.6594
	S	88.108 80.210
2	T	160.9613
	S	89.776
3	T	162.0255
	S	89.186
4	T	162.3277
	S	89.020
5	T	160.1770
	S	90.215
6	T	159.8257
	S	90.413
7	T	161.2610
	S	89.609
8	T	159.7159
	S	90.476
9	T	160.1427
	S	90.235
10	T	160.4244
	S	90.076
11	T	
	S	

Event: MX-5 Cup at Road America

Track: Road America

Report: Section Data Report


Session: Practice 1

Round 5 / 6

4.014 mile(s)

Battery Tender Global MX-5 Cup

June 21, 2018



Section Data for Car 07 - DaSilva, Joe

Lap	T/S	I12 to I13	I13 to I14	I14 to SF	SF to I1	I1 to I2	I2 to I3	I3 to I4	I4 to I5	I5 to I6	I6 to I7	I7 to I8	I8 to I9	I9 to I10	I10 to I11	I11 to I12
1	T	7.3030	5.4833	10.5460	8.1897	13.4537	11.6959	16.1879	14.2293	15.7880	10.8220	16.0096	10.7759	10.4475	11.3852	6.0056
	S	71.888	80.575	92.064	102.734	87.979	80.448	103.739	71.396	71.732	70.752	83.856	103.957	114.468	71.325	80.266
2	T	7.3992	5.4226	10.0802	7.6722	13.3704	11.6233	15.8928	14.0382	15.0364	10.2933	15.5299	10.6084	10.4133	11.5136	5.5587
	S	70.954	81.477	96.318	109.664	88.527	80.950	105.665	72.367	75.317	74.386	86.446	105.598	114.844	70.529	86.719
3	T	6.9421	5.3956	10.3768	7.9205	13.3863	11.6704	15.7882	13.6598	15.0078	10.7054	15.4577	10.7395	10.5280	11.3787	5.5145
	S	75.626	81.885	93.565	106.226	88.421	80.624	106.365	74.372	75.461	71.523	86.850	104.309	113.593	71.365	87.414
4	T	7.3225	5.3626	10.0845	7.8308	13.1288	11.8392	16.1609	13.7023	14.7949	10.2540	15.6389	10.6401	10.5183	11.3724	5.6014
	S	71.697	82.389	96.277	107.443	90.156	79.474	103.912	74.142	76.547	74.672	85.844	105.284	113.698	71.405	86.058
5	T	6.9971	5.4486	10.0430	7.6629	12.7813	11.6473	16.0827	13.9111	14.7334	10.4150	15.4644	10.8054	10.6606	11.3953	5.5476
	S	75.031	81.088	96.675	109.797	92.607	80.783	104.418	73.029	76.866	73.517	86.812	103.673	112.180	71.261	86.893
6	T	7.0206	5.4009	9.9906	7.6720	13.0048	11.6601	16.1455	13.5617	14.7804	10.2191	15.5389	10.8903	10.7607	11.3979	5.5618
	S	74.780	81.805	97.182	109.667	91.015	80.695	104.012	74.910	76.622	74.927	86.396	102.865	111.137	71.245	86.671
7	T	6.9647	5.4141	10.0822	7.7443	13.5266	11.6736	16.1553	13.4826	14.6812	10.1162	15.5605	10.5630	10.4354	11.2641	5.5215
	S	75.380	81.605	96.299	108.643	87.504	80.601	103.948	75.350	77.139	75.689	86.276	106.052	114.601	72.091	87.303
8	T	6.9601	5.5459	10.1959	7.7805	13.0992	11.5259	15.9590	13.6605	14.5238	10.1072	15.4341	10.6797	10.4451	11.2006	5.5227
	S	75.430	79.666	95.225	108.137	90.359	81.634	105.227	74.368	77.975	75.756	86.983	104.893	114.495	72.500	87.284
9	T	6.9761	5.4060	10.0332	7.6824	13.3163	11.6433	16.0855	13.7723	14.8728	10.2474	15.7620	10.8037	10.6902	11.6837	5.5721
	S	75.257	81.727	96.770	109.518	88.886	80.811	104.400	73.765	76.146	74.720	85.173	103.689	111.870	69.502	86.511
10	T	6.9766	5.4023	10.1103	7.7757	13.5824	11.7602	16.1075	13.6855	14.7312	10.2922	15.5136	10.8512	10.7179	11.3621	5.6350
	S	75.252	81.783	96.032	108.204	87.145	80.008	104.257	74.233	76.878	74.394	86.537	103.235	111.581	71.470	85.545
11	T	8.4095														
	S	62.429														

Event: MX-5 Cup at Road America
Track: Road America
Report: Section Data Report
Session: Practice 1

Round 5 / 6
4.014 mile(s)
Battery Tender Global MX-5 Cup
June 21, 2018




Section Data for Car 07 - DaSilva, Joe

Lap	T/SLap	PO to SF	SF to PI
1	T	168.3226	166.1604
	S	85.849	81.899
2	T	164.4525	
	S	87.870	
3	T	164.4713	
	S	87.860	
4	T	164.2516	
	S	87.977	
5	T	163.5957	
	S	88.330	
6	T	163.6053	
	S	88.325	
7	T	163.1853	
	S	88.552	
8	T	162.6402	
	S	88.849	
9	T	164.5470	
	S	87.819	
10	T	164.5037	168.0786
	S	87.842	81.894
11	T		
	S		

Event: MX-5 Cup at Road America
Track: Road America
Report: Section Data Report
Session: Practice 1

Round 5 / 6
4.014 mile(s)
Battery Tender Global MX-5 Cup
June 21, 2018




Section Data for Car 13 - Noaker, Robert (R)

Lap	T/S	I12 to I13	I13 to I14	I14 to SF	SF to I1	I1 to I2	I2 to I3	I3 to I4	I4 to I5	I5 to I6	I6 to I7	I7 to I8	I8 to I9	I9 to I10	I10 to I11	I11 to I12
1	T	7.3712	5.3648	9.8541	7.6251	13.3433	11.8275	15.6271	14.0036	14.7052	10.6221	15.8999	10.7793	10.3615	11.6430	5.6240
	S	71.223	82.355	98.528	110.341	88.706	79.553	107.462	72.546	77.014	72.084	84.434	103.924	115.419	69.745	85.712
2	T	7.0851	5.2899	9.8697	7.6604	13.3445	11.7023	15.5134	13.9230	14.6572	10.0434	15.6034	10.5823	10.3107	11.7714	5.6205
	S	74.099	83.521	98.373	109.833	88.698	80.404	108.250	72.966	77.266	76.237	86.039	105.859	115.987	68.985	85.766
3	T	7.0864	5.3484	9.8740	7.3466	13.0197	11.5134	15.5012	13.7581	14.6890	9.9293	15.7970	10.4137	10.1173	11.2497	5.4568
	S	74.086	82.608	98.330	114.524	90.911	81.723	108.335	73.841	77.099	77.113	84.984	107.572	118.204	72.184	88.338
4	T	7.0559	5.3571	9.7918	7.3589	12.5413	11.5118	15.4239	13.6803	14.6172	10.0547	15.7497	10.3158	9.9519	11.6311	5.8206
	S	74.406	82.473	99.155	114.333	94.379	81.734	108.878	74.261	77.477	76.152	85.240	108.593	120.169	69.817	82.817
5	T	7.2010	5.2557	9.7509	7.5130	13.0341	11.6249	15.7084	13.7527	14.6233	10.0582	15.5057	10.5700	11.0241	11.4784	5.5561
	S	72.907	84.065	99.571	111.988	90.811	80.939	106.906	73.870	77.445	76.125	86.581	105.982	108.481	70.746	86.760
6	T	7.1459	5.3737	9.9242	7.5468	12.9011	11.5200	15.7272	13.6311	14.5990	10.0154	15.4042	10.3840	10.4637	11.3255	5.4449
	S	73.469	82.219	97.832	111.486	91.747	81.676	106.778	74.529	77.574	76.450	87.152	107.880	114.291	71.701	88.532
7	T	7.2304	5.3414	10.0445	7.7275	13.0252	11.5304	15.8751	13.4516	14.7213	10.1455	15.4340	10.5391	10.5799	11.4112	5.4822
	S	72.610	82.716	96.661	108.879	90.873	81.602	105.783	75.523	76.929	75.470	86.983	106.292	113.036	71.162	87.929
8	T	7.1026	5.3194	9.9635	7.6518	13.0398	11.5339	15.7332	13.3342	14.4212	9.9953	15.4380	10.4941	10.5047	11.3046	5.4901
	S	73.917	83.058	97.447	109.956	90.771	81.578	106.737	76.188	78.530	76.604	86.961	106.748	113.845	71.833	87.803
9	T	7.1374	5.3573	9.9970	7.6582	13.0078	11.5124	15.9276	13.5015	14.4341	9.9471	15.7034	10.6079	10.5154	11.3024	5.4752
	S	73.556	82.470	97.120	109.864	90.994	81.730	105.434	75.244	78.460	76.975	85.491	105.603	113.729	71.847	88.042
10	T	7.0591	5.3053	9.9787	7.6834	13.0522	11.5028	15.8977	13.1998	14.5355	9.9749	15.4147	10.5400	10.5034	11.3533	5.4751
	S	74.372	83.279	97.298	109.504	90.685	81.798	105.633	76.964	77.913	76.761	87.092	106.283	113.859	71.525	88.043
11	T	7.1078	5.3685	10.0450	7.7087	13.0027	11.6755	18.0633								
	S	73.863	82.298	96.656	109.145	91.030	80.588	92.969								

Event: MX-5 Cup at Road America
Track: Road America
Report: Section Data Report
Session: Practice 1

Round 5 / 6
4.014 mile(s)
Battery Tender Global MX-5 Cup
June 21, 2018




Section Data for Car 13 - Noaker, Robert (R)

Lap	T/SLap	PO to SF
1	T	164.6517 171.9981
	S	87.763 79.120
2	T	162.9772
	S	88.665
3	T	161.1006
	S	89.698
4	T	160.8620
	S	89.831
5	T	162.6565
	S	88.840
6	T	161.4067
	S	89.528
7	T	162.5393
	S	88.904
8	T	161.3264
	S	89.572
9	T	162.0847
	S	89.153
10	T	161.4759
	S	89.490
11	T	
	S	

Event: **MX-5 Cup at Road America**
Track: **Road America**
Report: **Section Data Report**
Session: **Practice 1**

Round 5 / 6
4.014 mile(s)
Battery Tender Global MX-5 Cup
June 21, 2018



Section Data for Car 17 - Lukazik(c), Albert (R)

Lap	T/S	I12 to I13	I13 to I14	I14 to SF	SF to I1	I1 to I2	I2 to I3	I3 to I4	I4 to I5	I5 to I6	I6 to I7	I7 to I8	I8 to I9	I9 to I10	I10 to I11	I11 to I12
1	T	9.0273	6.1495	10.8060	8.0128	14.9415	13.0319	16.5326	14.6797	16.9629	10.9438	17.6552	12.5080	11.5486	12.7772	6.2382
	S	58.157	71.846	89.849	105.002	79.218	72.200	101.576	69.205	66.763	69.965	76.040	89.561	103.554	63.554	77.273
2	T	8.1545	5.7386	10.6288	8.0542	14.6917	12.7441	16.6183	14.3642	16.4184	10.6527	17.0975	12.0175	11.2363	12.5594	6.1011
	S	64.382	76.991	91.347	104.463	80.565	73.831	101.052	70.725	68.977	71.877	78.520	93.216	106.433	64.656	79.010
3	T	7.9161	5.5430	10.3153	7.9640	14.6289	12.6920	16.4724	14.3298	16.4311	10.7646	17.0685	12.1067	11.3208	12.5726	6.1358
	S	66.321	79.707	94.123	105.646	80.911	74.134	101.947	70.895	68.924	71.130	78.654	92.530	105.638	64.589	78.563
4	T	7.8770	5.5794	10.3174	7.9508	14.3861	12.6393	16.4746	14.0755	16.2611	10.6886	16.9890	11.8186	11.1514	12.3305	6.0566
	S	66.650	79.187	94.104	105.821	82.276	74.443	101.934	72.176	69.645	71.635	79.022	94.785	107.243	65.857	79.590
5	T	7.7906	5.5571	10.2908	7.9443	14.3365	12.7061	16.6696	14.2329	16.4994	10.8632	17.7087	12.0732	11.2284	12.4708	6.1289
	S	67.389	79.505	94.347	105.908	82.561	74.052	100.741	71.378	68.639	70.484	75.810	92.786	106.508	65.116	78.651
6	T	7.7762	5.5220	10.2826	7.9356	14.2568	12.5118	16.6694	14.3505	16.2801	10.5381	16.6468	11.8566	11.2154	12.5002	6.1013
	S	67.514	80.011	94.423	106.024	83.023	75.202	100.743	70.793	69.563	72.658	80.646	94.481	106.631	64.963	79.007
7	T	7.7623	5.5190	10.2700	7.9258	14.1483	12.5562	16.4042	14.4665	16.0454	10.7828	18.0364	12.0946	11.2921	12.6046	6.1725
	S	67.635	80.054	94.538	106.155	83.659	74.936	102.371	70.225	70.581	71.010	74.433	92.622	105.907	64.425	78.096
8	T	7.9956	5.5801	10.3104	7.9247	14.2784	12.6857	16.6997	14.1392	16.2082	10.6776	17.0105	12.2320	11.4103	12.5435	6.1228
	S	65.661	79.177	94.168	106.170	82.897	74.171	100.560	71.851	69.872	71.709	78.922	91.582	104.810	64.738	78.730
9	T	7.8968	5.5886	10.6740	10.2171	15.4252	12.5790	16.5559	14.3618	17.3384	10.6947	17.1820	12.1538	11.3049	12.4256	6.0508
	S	66.483	79.057	90.960	82.349	76.734	74.800	101.433	70.737	65.317	71.595	78.134	92.171	105.787	65.353	79.666
10	T	7.8270	5.6310	10.3981	7.9225	14.6593	12.9057	18.4112								
	S	67.076	78.462	93.374	106.199	80.743	72.906	91.212								

Event: MX-5 Cup at Road America

Track: Road America

Report: Section Data Report

Session: Practice 1

Round 5 / 6

4.014 mile(s)

Battery Tender Global MX-5 Cup

June 21, 2018



Section Data for Car 17 - Lukazik(c), Albert (R)

Lap	T/SLap	PO to SF
1	T	181.8152 189.2165
	S	79.479 71.920
2	T	177.0773
	S	81.605
3	T	176.2616
	S	81.983
4	T	174.5959
	S	82.765
5	T	176.5005
	S	81.872
6	T	174.4434
	S	82.837
7	T	176.0807
	S	82.067
8	T	175.8187
	S	82.189
9	T	180.4486
	S	80.080
10	T	
	S	

Event: MX-5 Cup at Road America
Track: Road America
Report: Section Data Report
Session: Practice 1

Round 5 / 6
4.014 mile(s)
Battery Tender Global MX-5 Cup
June 21, 2018



Section Data for Car 27 - Igdalsky, Nick

Lap	T/S	I12 to I13	I13 to I14	I14 to SF	SF to I1	I1 to I2	I2 to I3	I3 to I4	I4 to I5	I5 to I6	I6 to I7	I7 to I8	I8 to I9	I9 to I10	I10 to I11	I11 to I12
1	T	7.7025	5.3872	9.7625	7.3021	13.7513	11.6585	15.4734	13.7434	14.7265	10.2779	15.3816	10.5802	10.2636	11.6794	5.4936
	S	68.160	82.013	99.453	115.222	86.075	80.706	108.529	73.920	76.902	74.498	87.280	105.880	116.519	69.528	87.747
2	T	7.2233	5.4539	9.8824	7.4209	12.9936	11.6142	15.5598	14.0846	15.4688	10.0658	15.4255	10.4158	10.0531	11.3426	5.4156
	S	72.681	81.010	98.246	113.378	91.094	81.014	107.927	72.129	73.212	76.068	87.031	107.551	118.959	71.593	89.011
3	T	7.0614	5.2652	9.7742	7.4133	12.8094	11.8594	15.7457	13.6300	14.5506	9.9388	15.3748	10.6155	10.2619	11.2869	5.4040
	S	74.348	83.913	99.334	113.494	92.404	79.339	106.652	74.535	77.832	77.040	87.318	105.528	116.539	71.946	89.202
4	T	7.0112	5.2436	9.7023	7.4766	15.3779	12.7895	15.9260	13.6603	14.9012	9.9943	15.6006	10.6652	10.3931	11.3619	5.5112
	S	74.880	84.259	100.070	112.533	76.970	73.569	105.445	74.369	76.001	76.612	86.054	105.036	115.068	71.471	87.467
5	T	7.2210	5.4220				12.2867	16.2678	13.8220	14.8102	10.0339	15.5478	10.9190	10.6826	11.5187	5.5381
	S	72.705	81.486				76.579	103.230	73.499	76.468	76.309	86.347	102.594	111.949	70.498	87.042
6	T	7.0660	5.5392	10.3935	7.8844	12.9517	11.6252	16.0199	13.5709	14.9164	9.8587	15.5155	10.6970	10.4591	11.3501	5.5317
	S	74.299	79.762	93.415	106.712	91.388	80.937	104.827	74.859	75.923	77.666	86.526	104.723	114.341	71.545	87.142
7	T	6.9352	5.3030			12.9921	11.5037	16.0120	13.4321	14.6879	9.8161	15.4699	10.6926	10.7213	11.9541	5.3995
	S	75.701	83.315			91.104	81.792	104.879	75.633	77.104	78.003	86.781	104.767	111.545	67.930	89.276
8	T	6.9716	5.2341	9.6481	7.5185	12.9964	11.4436	15.4285	13.3544	14.3556	10.2669	15.5674	10.4606	10.2603	11.3281	5.3762
	S	75.306	84.411	100.632	111.906	91.074	82.221	108.845	76.073	78.889	74.578	86.238	107.090	116.557	71.684	89.663
9	T	6.9827	5.2392	9.6762	7.3957	13.1044	11.4354	15.4951	13.6048	14.6491	9.8889	15.5118	10.5213	10.2124	11.1375	5.5098
	S	75.186	84.329	100.340	113.764	90.324	82.280	108.377	74.673	77.309	77.428	86.547	106.472	117.104	72.911	87.489
10	T	6.8717	5.3378	10.0822	7.7561	12.7005	11.4915	16.0897	13.5169	15.1498	9.9648	15.8336	11.0011	10.7604	11.4070	5.5726
	S	76.400	82.772	96.299	108.478	93.196	81.879	104.372	75.158	74.753	76.839	84.788	101.829	111.140	71.188	86.503
11	T	7.3375														
	S	71.550														

Event: MX-5 Cup at Road America
Track: Road America
Report: Section Data Report
Session: Practice 1

Round 5 / 6
4.014 mile(s)
Battery Tender Global MX-5 Cup
June 21, 2018




Section Data for Car 27 - Igdalsky, Nick

Lap	T/SLap	PI to PO	PO to SF	SF to PI
1	T	163.1837		166.1957
	S	88.553		81.882
2	T	162.4199		
	S	88.969		
3	T	160.9911		
	S	89.759		
4	T	165.6149		161.1112
	S	87.253		85.435
5	T	304.0470	148.1105	161.4818
	S	47.527	10.275	84.272
6	T	163.3793		
	S	88.447		
7	T	162.6753		
	S	88.830		
8	T	160.2103		
	S	90.196		
9	T	160.3643		
	S	90.110		
10	T	163.5357		158.7292
	S	88.362		86.717
11	T			
	S			

Event: MX-5 Cup at Road America
Track: Road America
Report: Section Data Report
Session: Practice 1

Round 5 / 6
4.014 mile(s)
Battery Tender Global MX-5 Cup
June 21, 2018



Section Data for Car 28 - Stout, Robert

Lap	T/S	I12 to I13	I13 to I14	I14 to SF	SF to I1	I1 to I2	I2 to I3	I3 to I4	I4 to I5	I5 to I6	I6 to I7	I7 to I8	I8 to I9	I9 to I10	I10 to I11	I11 to I12
1	T	7.4240	5.3055	9.8605	7.5154	12.8923	11.6513	15.7567	13.8919	14.9697	10.1969	15.6275	10.5407	10.2232	11.4843	5.4929
	S	70.717	83.276	98.464	111.952	91.810	80.756	106.578	73.130	75.653	75.090	85.906	106.276	116.980	70.709	87.758
2	T	7.1570	5.2629	9.9137	7.5030	12.5416	11.4929	15.5859	13.3693	14.5018	9.7505	15.3633	10.3200	10.1257	11.6632	6.2626
	S	73.355	83.950	97.936	112.137	94.377	81.869	107.746	75.988	78.094	78.527	87.384	108.549	118.106	69.625	76.972
3	T	7.5836	5.3460	9.8762	7.4472	12.5615	11.5514	15.6391	13.3462	14.4622	9.6944	15.3539	10.4877	10.0660	11.2787	5.4748
	S	69.228	82.645	98.308	112.977	94.227	81.454	107.379	76.120	78.308	78.982	87.437	106.813	118.807	71.998	88.048
4	T	6.9525	5.2833	9.9300	7.5667	12.4879	11.4679	15.8779	13.7964	14.5703	9.7906	15.3356	10.3443	10.2766	11.4730	5.4430
	S	75.512	83.625	97.775	111.193	94.783	82.047	105.765	73.636	77.727	78.206	87.541	108.294	116.372	70.779	88.562
5	T	7.0316	5.2603	9.7302	7.4758	12.6090	11.4945	15.5129	13.3721	14.4129	9.8381	15.4913	10.5039	10.5191	11.4431	5.4304
	S	74.663	83.991	99.783	112.545	93.872	81.857	108.253	75.972	78.575	77.828	86.662	106.649	113.689	70.964	88.768
6	T	7.0025	5.2702	9.7579	7.4734	12.6179	11.5228	16.0330	13.4841	14.3745	9.8080	15.2307	10.2900	10.1433	11.1968	5.3609
	S	74.973	83.833	99.500	112.581	93.806	81.656	104.741	75.341	78.785	78.067	88.144	108.866	117.901	72.525	89.919
7	T	6.8573	5.2794	9.8440	7.4401	12.3989	11.3590	15.4363	13.2517	14.3226	9.7142	15.2333	10.3061	10.1507	11.5493	5.4031
	S	76.561	83.687	98.630	113.085	95.463	82.834	108.790	76.663	79.071	78.821	88.129	108.696	117.815	70.311	89.216
8	T	6.9908	5.3324	9.8012	7.3775	12.6530	11.5801	15.5006	13.6684	14.4545	9.9122	15.3341	10.3136	10.2456	11.5251	5.4393
	S	75.099	82.855	99.060	114.045	93.546	81.252	108.339	74.325	78.349	77.246	87.550	108.617	116.724	70.459	88.623
9	T	7.0401	5.2657	9.7235	7.5082	12.6742	11.3246	15.5601	13.3269	14.3430	9.6053	15.3388	10.3494	10.1361	11.7198	5.5079
	S	74.573	83.905	99.852	112.059	93.389	83.085	107.925	76.230	78.958	79.715	87.523	108.241	117.985	69.288	87.519
10	T	7.3342	5.3804	9.7864	7.4434	13.0253	11.4559	15.5830	13.4928	14.3273	9.7874	15.2756	10.4325	10.2371	11.2191	5.4697
	S	71.582	82.116	99.210	113.035	90.872	82.133	107.766	75.293	79.045	78.231	87.885	107.379	116.821	72.381	88.130
11	T	7.1044	6.1838													
	S	73.898	71.448													

Event: MX-5 Cup at Road America
Track: Road America
Report: Section Data Report
Session: Practice 1

Round 5 / 6
4.014 mile(s)
Battery Tender Global MX-5 Cup
June 21, 2018




Section Data for Car 28 - Stout, Robert

Lap	T/SLap	PO to SF	SF to PI
1	T	162.8328	167.1857
	S	88.744	81.397
2	T	160.8134	
	S	89.858	
3	T	160.1689	
	S	90.220	
4	T	160.5960	
	S	89.980	
5	T	160.1252	
	S	90.244	
6	T	159.5660	
	S	90.561	
7	T	158.5460	
	S	91.143	
8	T	160.1284	
	S	90.243	
9	T	159.4236	
	S	90.642	
10	T	160.2501	156.6164
	S	90.174	87.887
11	T		
	S		

Event: **MX-5 Cup at Road America**
Track: **Road America**
Report: **Section Data Report**
Session: **Practice 1**

Round 5 / 6
4.014 mile(s)
Battery Tender Global MX-5 Cup
June 21, 2018



Section Data for Car 31 - Leal, Brooks (R)

Lap	T/S	I12 to I13	I13 to I14	I14 to SF	SF to I1	I1 to I2	I2 to I3	I3 to I4	I4 to I5	I5 to I6	I6 to I7	I7 to I8	I8 to I9	I9 to I10	I10 to I11	I11 to I12
1	T	7.3289	5.4788	10.1037	7.6810	13.1853	12.3241	15.7141	14.0884	15.1014	10.9097	15.9739	10.8336	10.2710	11.5499	5.5177
	S	71.634	80.641	96.094	109.538	89.769	76.347	106.867	72.110	74.993	70.184	84.043	103.403	116.436	70.308	87.363
2	T	7.1511	5.4624	10.0665	7.5876	13.9126	11.8437	15.7781	13.9661	14.8816	10.2981	15.8373	10.7768	10.5819	11.4647	5.5462
	S	73.415	80.884	96.450	110.887	85.077	79.444	106.433	72.741	76.101	74.352	84.768	103.948	113.015	70.830	86.915
3	T	7.0228	5.3654	9.9855	7.6006	12.8984	11.6713	15.8638	13.5072	14.7861	9.9620	15.8472	10.7567	10.5893	11.5022	5.5570
	S	74.757	82.346	97.232	110.697	91.766	80.617	105.859	75.212	76.592	76.860	84.715	104.142	112.936	70.599	86.746
4	T	6.9780	5.4035	10.0310	7.6618	12.7955	11.6840	16.0451	13.4958	15.1739	10.1928	15.9287	11.0182	10.7876	11.5322	5.5528
	S	75.236	81.765	96.791	109.813	92.504	80.530	104.662	75.276	74.635	75.120	84.282	101.671	110.860	70.415	86.811
5	T	7.0770	5.3945	10.0812	7.7332	12.8415	11.7291	16.0421	13.8958	14.8510	10.2529	15.7421	10.8155	10.4296	11.3479	5.5043
	S	74.184	81.902	96.309	108.799	92.173	80.220	104.682	73.109	76.257	74.680	85.281	103.576	114.665	71.559	87.576
6	T	6.9399	5.3436	9.9477	7.5895	12.6171	11.6408	15.9458	13.3666	14.8855	10.1869	15.7433	10.7641	10.4919	11.4116	5.5713
	S	75.650	82.682	97.601	110.859	93.812	80.829	105.314	76.004	76.081	75.163	85.274	104.071	113.984	71.160	86.523
7	T	6.9402	5.3713	9.9764	7.5904	12.6671	11.6651	15.8288	13.6616	14.7129	10.2658	15.8013	10.7797	10.5844	11.2485	5.4718
	S	75.646	82.255	97.321	110.846	93.442	80.660	106.093	74.362	76.973	74.586	84.961	103.920	112.988	72.191	88.096
8	T	6.9462	5.3148	9.9773	7.6399	12.5697	11.5394	15.8409	13.4858	14.9196	10.1157	15.5570	10.6186	10.4809	11.2851	5.5752
	S	75.581	83.130	97.312	110.128	94.166	81.539	106.012	75.332	75.907	75.692	86.296	105.497	114.104	71.957	86.462
9	T	6.9193	5.3866	10.0742	7.7319	12.6644	11.6422	16.0535	13.7126	14.7724	9.8895	15.7653	10.9554	10.6433	11.3027	5.5457
	S	75.875	82.022	96.376	108.817	93.462	80.819	104.608	74.086	76.663	77.424	85.155	102.253	112.363	71.845	86.922
10	T	6.8861	7.1258													
	S	76.241	62.003													

Event: MX-5 Cup at Road America
Track: Road America
Report: Section Data Report
Session: Practice 1

Round 5 / 6
4.014 mile(s)
Battery Tender Global MX-5 Cup
June 21, 2018




Section Data for Car 31 - Leal, Brooks (R)

Lap	T/SLap	PO to SF	SF to PI
1	T	166.0615	173.5609
	S	87.018	78.407
2	T	165.1547	
	S	87.496	
3	T	162.9155	
	S	88.699	
4	T	164.2809	
	S	87.962	
5	T	163.7377	
	S	88.253	
6	T	162.4456	
	S	88.955	
7	T	162.5653	
	S	88.890	
8	T	161.8661	
	S	89.274	
9	T	163.0590	163.0403
	S	88.621	84.424
10	T		
	S		

Event: MX-5 Cup at Road America
 Track: Road America
 Report: Section Data Report
 Session: Practice 1

Round 5 / 6
 4.014 mile(s)
 Battery Tender Global MX-5 Cup
 June 21, 2018



Section Data for Car 33 - Bachoura(m), Alex

Lap	T/S	I12 to I13	I13 to I14	I14 to SF	SF to I1	I1 to I2	I2 to I3	I3 to I4	I4 to I5	I5 to I6	I6 to I7	I7 to I8	I8 to I9	I9 to I10	I10 to I11	I11 to I12	
1	T	7.7458	5.4768	9.8845	7.4720	12.9308	11.5394	15.4546	13.6907	14.8290	10.0868	15.6070	10.4339	10.0882	11.5051	5.3842	
	S	67.779	80.671	98.225	112.602	91.536	81.539	108.661	74.204	76.371	75.909	86.019	107.364	118.545	70.581	89.530	
2	T	7.0270	5.2730	9.6684	7.2846	13.7403	11.8046	15.6423	13.4987	14.6599	9.9680	15.3677	10.5867	10.0795	11.5948	5.4834	
	S	74.712	83.789	100.421	115.499	86.143	79.707	107.357	75.260	77.252	76.814	87.359	105.815	118.648	70.035	87.910	
3	T	7.2007	5.4401	9.8419	7.4199	12.7139	11.3847	15.7009	13.4661	14.7539	9.8750	15.5649	10.3944	10.0910	11.2384	5.4754	
	S	72.910	81.215	98.651	113.393	93.098	82.647	106.957	75.442	76.759	77.537	86.252	107.772	118.512	72.256	88.038	
4	T	7.1444	5.4829	10.0304	7.5380	12.4655	11.5400	15.5897	13.2506	14.6930	9.9762	15.8106	10.5362	10.2104	11.4754	5.5153	
	S	73.484	80.581	96.797	111.616	94.953	81.535	107.720	76.669	77.078	76.751	84.911	106.322	117.127	70.764	87.401	
5	T	7.1233	5.4757	10.0411	7.6548	13.1473	11.6504	15.7047	13.7966	14.5849	10.1118	15.4955	10.4754	10.1380	11.2957	5.4861	
	S	73.702	80.687	96.693	109.913	90.029	80.762	106.931	73.635	77.649	75.722	86.638	106.939	117.963	71.890	87.867	
6	T	7.0036	5.3685	10.0130	7.7053	12.7697	11.5984	16.0252	13.6023	14.7971	9.9468	15.6058	10.4337	10.2216	11.2693	5.5366	
	S	74.961	82.298	96.965	109.193	92.691	81.124	104.792	74.687	76.535	76.978	86.026	107.366	116.998	72.058	87.065	
7	T	7.0076	5.7037					11.5413	16.1009	13.5208	14.7491	10.0371	15.6034	10.5761	10.3128	11.1736	5.5176
	S	74.919	77.462					81.525	104.300	75.137	76.784	76.285	86.039	105.921	115.964	72.675	87.365
8	T	7.0077	5.3831	10.0657	7.7383	12.6151	11.5129	16.1938	13.4846	14.5041	9.9110	15.8866	10.5811	10.3169	11.2755	5.5365	
	S	74.918	82.075	96.457	108.727	93.827	81.727	103.701	75.338	78.081	77.256	84.505	105.871	115.917	72.019	87.067	
9	T	7.0255	5.4160	10.0837	7.7363	12.4756	11.5188	16.0506	13.4385	14.5430	9.8874	15.5695	10.5266	10.2746	11.1873	5.5112	
	S	74.728	81.576	96.285	108.755	94.876	81.685	104.627	75.597	77.873	77.440	86.226	106.419	116.395	72.586	87.467	
10	T	6.8825	5.3149	9.9681	7.6520	12.5578	11.4327	15.8689	13.2669	14.9759	10.2818	15.8601	10.4801	10.2678	11.1008	5.5079	
	S	76.280	83.128	97.402	109.953	94.255	82.300	105.824	76.575	75.621	74.470	84.646	106.891	116.472	73.152	87.519	
11	T	6.8965	5.3676	10.0227	7.7294	12.9356	11.6705	16.1630									
	S	76.126	82.312	96.871	108.852	91.502	80.623	103.899									

Event: MX-5 Cup at Road America
Track: Road America
Report: Section Data Report
Session: Practice 1

Round 5 / 6
4.014 mile(s)
Battery Tender Global MX-5 Cup
June 21, 2018



Section Data for Car 33 - Bachoura(m), Alex

Lap	T/SLap	PI to PO	PO to SF	SF to PI
1	T	162.1288		166.3270
	S	89.129		81.817
2	T	161.6789		
	S	89.377		
3	T	160.5612		
	S	89.999		
4	T	161.2586		
	S	89.610		
5	T	162.1813		
	S	89.100		
6	T	161.8969		160.7528
	S	89.257		85.626
7	T	255.8340	99.3368	157.7127
	S	56.484	15.320	86.286
8	T	162.0129		
	S	89.193		
9	T	161.2446		
	S	89.618		
10	T	161.4182		
	S	89.522		
11	T			
	S			

Event: MX-5 Cup at Road America
 Track: Road America
 Report: Section Data Report
 Session: Practice 1

Round 5 / 6
 4.014 mile(s)
 Battery Tender Global MX-5 Cup
 June 21, 2018



Section Data for Car 34 - Bickers, Joey

Lap	T/S	I12 to I13	I13 to I14	I14 to SF	SF to I1	I1 to I2	I2 to I3	I3 to I4	I4 to I5	I5 to I6	I6 to I7	I7 to I8	I8 to I9	I9 to I10	I10 to I11	I11 to I12
1	T	7.5440	5.3566	9.6938	7.2888	13.9225	11.6884	15.4213	14.3985	14.7936	10.3383	15.5554	10.4417	10.1483	11.9121	5.6674
	S	69.592	82.481	100.158	115.432	85.016	80.499	108.896	70.557	76.553	74.063	86.304	107.284	117.843	68.170	85.056
2	T	6.9800	5.2529	9.7343	7.3698	12.8399	11.7169	15.4766	13.6111	14.9441	9.9595	15.4002	10.5425	10.2444	11.1295	5.4358
	S	75.215	84.109	99.741	114.164	92.184	80.304	108.507	74.638	75.782	76.880	87.174	106.258	116.738	72.963	88.680
3	T	6.8939	5.2620	9.7536	7.4194	12.7924	11.4976	15.4808	13.7219	14.6549	10.0918	15.3312	10.5945	10.1991	11.2245	5.4186
	S	76.154	83.964	99.544	113.400	92.527	81.835	108.477	74.036	77.278	75.872	87.567	105.737	117.256	72.346	88.961
4	T	7.2012	5.4852	10.0304	7.4921	12.8235	11.4699	15.8363	13.3928	14.4045	9.8869	15.2597	10.5349	10.3407	11.0852	5.4365
	S	72.905	80.547	96.797	112.300	92.302	82.033	106.042	75.855	78.621	77.444	87.977	106.335	115.651	73.255	88.668
5	T	6.9824	5.2947	9.8833	7.5585	13.0869	11.4494	15.5013	13.1953	14.5062	9.8301	15.1297	10.3009	10.1317	11.1545	5.4503
	S	75.189	83.445	98.237	111.314	90.444	82.180	108.334	76.990	78.070	77.892	88.733	108.750	118.036	72.800	88.444
6	T	6.8629	5.2502	10.5234	6.6654	12.2634	11.3340	15.5531	13.4409	14.2865	9.9805	15.2384	10.1404	10.0883	11.0864	5.3450
	S	76.498	84.153	92.262	126.229	96.518	83.017	107.973	75.583	79.271	76.718	88.100	110.472	118.544	73.247	90.186
7	T	7.1410	5.3589	9.7888	7.3650	12.4436	11.3164	15.2357	13.4322	14.2904	9.8816	15.1575	10.1473	10.1046	11.3631	5.4465
	S	73.519	82.446	99.186	114.238	95.120	83.146	110.223	75.632	79.249	77.486	88.570	110.397	118.353	71.463	88.506
8	T	7.0569	5.2232	9.7427	7.4376	12.6570	11.6437	15.3018	13.3850	14.2980	9.8731	15.4316	10.3426	10.3154	11.4994	5.4636
	S	74.395	84.588	99.655	113.123	93.516	80.808	109.746	75.899	79.207	77.552	86.997	108.312	115.934	70.616	88.229
9	T	6.9237	5.2269	9.9026	7.5776	12.5605	11.3684	15.6570	13.1528	14.2638	9.7805	15.2046	10.3497	10.0947	11.9373	5.4558
	S	75.827	84.528	98.046	111.033	94.235	82.765	107.257	77.239	79.397	78.287	88.296	108.238	118.469	68.026	88.355
10	T	7.1302	5.4626	9.9619	7.4490	12.9866	11.3318	15.7282	13.2984	14.2805	9.8183	15.2141	10.4015	10.2917	11.0520	5.4815
	S	73.630	80.881	97.462	112.950	91.143	83.033	106.771	76.393	79.304	77.985	88.241	107.699	116.201	73.475	87.940
11	T	7.2089	6.0036													
	S	72.827	73.592													

Event: MX-5 Cup at Road America
Track: Road America
Report: Section Data Report
Session: Practice 1

Round 5 / 6
4.014 mile(s)
Battery Tender Global MX-5 Cup
June 21, 2018




Section Data for Car 34 - Bickers, Joey

Lap	T/SLap	PO to SF	SF to PI
1	T	164.1707	164.1031
	S	88.021	82.926
2	T	160.6375	
	S	89.957	
3	T	160.3362	
	S	90.126	
4	T	160.6798	
	S	89.933	
5	T	159.4552	
	S	90.624	
6	T	158.0588	
	S	91.424	
7	T	158.4726	
	S	91.185	
8	T	159.6716	
	S	90.501	
9	T	159.4559	
	S	90.623	
10	T	159.8883	155.7570
	S	90.378	88.372
11	T		
	S		

Event: MX-5 Cup at Road America
Track: Road America
Report: Section Data Report
Session: Practice 1

Round 5 / 6
4.014 mile(s)
Battery Tender Global MX-5 Cup
June 21, 2018



Section Data for Car 4 - Ortiz, Bryan

Lap	T/S	I12 to I13	I13 to I14	I14 to SF	SF to I1	I1 to I2	I2 to I3	I3 to I4	I4 to I5	I5 to I6	I6 to I7	I7 to I8	I8 to I9	I9 to I10	I10 to I11	I11 to I12
1	T	7.2304	5.3359	9.8921	7.6594	12.9725	11.7237	15.8982	13.6394	14.4776	10.0840	15.4774	10.3844	10.2545	11.0423	5.4522
	S	72.610	82.801	98.150	109.847	91.242	80.257	105.629	74.483	78.224	75.930	86.739	107.876	116.623	73.540	88.413
2	T	6.9199	6.1594				11.7354	15.7453	13.3455	14.4275	9.9202	15.3563	10.3914	10.0975	11.0470	5.4321
	S	75.868	71.731				80.177	106.655	76.124	78.496	77.184	87.423	107.803	118.436	73.508	88.740
3	T	6.9685	5.3588	9.8832	7.5242	12.2525	11.3346	15.6201	13.2299	14.2359	10.0366	15.2768	10.2128	9.9424	11.0622	5.4052
	S	75.339	82.447	98.238	111.821	96.604	83.012	107.510	76.789	79.552	76.289	87.878	109.689	120.284	73.407	89.182
4	T	6.8880	5.2894	9.7799	7.3802	12.3239	11.3662	15.7859	13.1352	14.2797	9.7982	15.2472	10.1917	10.0103	11.0269	5.4045
	S	76.220	83.529	99.276	114.003	96.044	82.781	106.381	77.342	79.308	78.145	88.049	109.916	119.468	73.642	89.193
5	T	6.8725	5.3105	9.8022	7.4543	12.3133	11.3719	15.5101	13.1478	14.4909	9.8858	15.2992	10.3020	10.1731	11.0382	5.4635
	S	76.391	83.197	99.050	112.870	96.127	82.740	108.273	77.268	78.152	77.453	87.750	108.739	117.556	73.567	88.230
6	T	6.7916	5.4283	9.9020	7.4693	12.2992	11.3344	15.5535	13.0672	14.2706	9.8425	15.2757	10.2712	10.1390	11.1293	5.4526
	S	77.301	81.392	98.052	112.643	96.237	83.014	107.970	77.745	79.359	77.793	87.885	109.065	117.951	72.965	88.407
7	T	6.9275	6.0790				11.7918	16.1452	13.3974	14.4342	9.9742	15.2757	10.3804	10.2951	11.1794	5.4921
	S	75.785	72.679				79.794	104.013	75.829	78.459	76.766	87.885	107.918	116.163	72.638	87.771
8	T	6.8584	5.3109	9.9954	7.6986	12.5336	11.3422	15.9034	13.2407	14.3110	9.7485	15.3639	10.3309	10.2507	11.0668	5.4380
	S	76.548	83.191	97.136	109.288	94.437	82.956	105.595	76.726	79.135	78.544	87.380	108.435	116.666	73.377	88.644
9	T	6.7721	5.3335	9.9843	7.6852	12.5806	11.3901	15.9353	14.3648	15.5545	10.5363	16.4359	11.9908			
	S	77.524	82.838	97.244	109.478	94.084	82.608	105.384	70.722	72.809	72.671	81.681	93.424			

Event: MX-5 Cup at Road America

Track: Road America

Report: Section Data Report

Session: Practice 1

Round 5 / 6

4.014 mile(s)

Battery Tender Global MX-5 Cup

June 21, 2018




Section Data for Car 4 - Ortiz, Bryan

Lap	T/SLap	PI to PO	PO to SF	SF to PI	
1	T	161.5240		167.6521	159.1673
	S	89.463		81.171	86.478
2	T	314.6126	160.8705	155.8509	
	S	45.931	9.460	87.317	
3	T	158.3437			
	S	91.260			
4	T	157.9072			
	S	91.512			
5	T	158.4353			
	S	91.207			
6	T	158.2264			155.9648
	S	91.327			88.254
7	T	413.6843	258.3965	157.5922	
	S	34.931	5.889	86.352	
8	T	159.3930			
	S	90.659			
9	T				
	S				

Event: **MX-5 Cup at Road America**
Track: **Road America**
Report: **Section Data Report**
Session: **Practice 1**

Round 5 / 6
4.014 mile(s)
Battery Tender Global MX-5 Cup
June 21, 2018



Section Data for Car 42 - Rachev, Assen

Lap	T/S	I12 to I13	I13 to I14	I14 to SF	SF to I1	I1 to I2	I2 to I3	I3 to I4	I4 to I5	I5 to I6	I6 to I7	I7 to I8	I8 to I9	I9 to I10	I10 to I11	I11 to I12
1	T	8.3274	5.8396	10.4269	7.7852	14.0273	12.1656	16.1404	14.0279	15.6793	10.9465	16.3410	11.8406	11.1579	11.7778	5.6835
	S	63.045	75.659	93.116	108.072	84.381	77.342	104.044	72.421	72.229	69.948	82.155	94.609	107.180	68.947	84.815
2	T	7.5614	5.5024	10.2008	7.7494	13.5549	11.8567	16.1186	14.1117	15.4960	10.3619	16.0984	11.5246	10.8746	11.6730	5.6112
	S	69.432	80.296	95.180	108.571	87.322	79.357	104.185	71.991	73.083	73.894	83.393	97.203	109.973	69.566	85.908
3	T	7.5605	5.5720	10.1923	7.7113	13.1196	11.9284	16.0435	14.6270	15.2496	10.1598	16.2523	11.7431	10.9882	11.5784	5.7216
	S	69.440	79.293	95.259	109.108	90.219	78.880	104.673	69.454	74.264	75.364	82.604	95.395	108.836	70.135	84.250
4	T	7.4656	5.4372	10.1210	7.7345	13.0089	11.9588	16.1345	13.6380	15.7545	10.0991	15.9415	11.2249	10.6648	11.4248	5.6423
	S	70.323	81.258	95.930	108.781	90.987	78.679	104.082	74.491	71.884	75.817	84.214	99.798	112.136	71.077	85.434
5	T	7.2554	5.4831	10.1388	7.6767	12.9272	11.6833	15.9233	13.8668	15.1855	11.2014	16.1477	11.1412	10.7197	11.4238	5.6726
	S	72.360	80.578	95.762	109.600	91.562	80.535	105.463	73.262	74.578	68.356	83.139	100.548	111.562	71.084	84.978
6	T	7.3573	5.4310	10.1403	7.7821	13.1005	11.7344	16.1329	13.4720	14.9282	10.1489	15.9515	11.2549	10.8726	11.5193	5.6800
	S	71.358	81.351	95.748	108.115	90.350	80.184	104.093	75.409	75.863	75.445	84.161	99.532	109.993	70.494	84.867
7	T	7.0932	5.4370	10.1463	7.7818	13.1317	11.8310	16.3144	13.6539	15.1795	10.1571	16.0122	11.0390	10.5407	11.4036	5.6448
	S	74.015	81.261	95.691	108.119	90.136	79.529	102.935	74.404	74.607	75.384	83.842	101.479	113.456	71.210	85.396
8	T	7.2119	5.5209				11.8645	16.2832	13.6729	14.9833	10.2876	16.0806	11.0713	10.6339	11.3983	5.7100
	S	72.796	80.026				79.305	103.132	74.301	75.584	74.428	83.486	101.183	112.462	71.243	84.421
9	T	7.0959	5.4255	10.0934	7.6903	12.9936	11.5762	16.0933	14.3107	16.0417	10.8269	16.2814	11.1719	10.5231	11.7738	5.6738
	S	73.986	81.434	96.192	109.406	91.094	81.280	104.349	70.989	70.597	70.720	82.456	100.272	113.646	68.971	84.960
10	T	7.3182	5.5865	10.2983	7.7374	13.0050	11.8718	15.7546	17.3049	17.5897	10.7963	16.2183	11.0784	10.6306	11.7826	6.5931
	S	71.739	79.087	94.279	108.740	91.014	79.256	106.592	58.706	64.384	70.921	82.777	101.118	112.497	68.919	73.114
11	T	7.5804	5.5301	10.1871	7.8111	13.4124										
	S	69.258	79.893	95.308	107.714	88.249										

Event: MX-5 Cup at Road America

Track: Road America

Report: Section Data Report

Session: Practice 1

Round 5 / 6

4.014 mile(s)

Battery Tender Global MX-5 Cup

June 21, 2018



Section Data for Car 42 - Rachev, Assen

Lap	T/SLap	PI to PO	PO to SF	SF to PI
1	T	172.1669		173.9368
	S	83.933		78.238
2	T	168.2956		
	S	85.863		
3	T	168.4476		
	S	85.786		
4	T	166.2504		
	S	86.919		
5	T	166.4465		
	S	86.817		
6	T	165.5059		
	S	87.310		
7	T	165.3662		161.4226
	S	87.384		85.270
8	T	241.9171	84.6869	161.1121
	S	59.733	17.970	84.465
9	T	167.5715		
	S	86.234		
10	T	173.5657		
	S	83.256		
11	T			
	S			

Event: MX-5 Cup at Road America
Track: Road America
Report: Section Data Report
Session: Practice 1

Round 5 / 6
4.014 mile(s)
Battery Tender Global MX-5 Cup
June 21, 2018




Section Data for Car 44 - Allison, Austin (R)

Lap	T/S	I12 to I13	I13 to I14	I14 to SF	SF to I1	I1 to I2	I2 to I3	I3 to I4	I4 to I5	I5 to I6	I6 to I7	I7 to I8	I8 to I9	I9 to I10	I10 to I11	I11 to I12	
1	T	7.3485	5.4752	10.0607	7.6810	13.9061	11.7476	15.8215	14.2883	14.7736	10.2684	15.5696	10.6315	10.2818	12.0001	5.9902	
	S	71.443	80.694	96.505	109.538	85.116	80.094	106.142	71.101	76.657	74.567	86.226	105.369	116.313	67.670	80.472	
2	T	7.1967	5.3790	9.9674	7.5990	12.7960	11.6320	16.0625	13.7095	14.8101	9.9892	15.6237	10.5279	10.1938	11.5675	5.7010	
	S	72.950	82.138	97.408	110.720	92.500	80.890	104.549	74.103	76.468	76.651	85.927	106.406	117.317	70.201	84.555	
3	T	7.1374	5.4302	10.1340	7.7857	13.0334	11.7995	15.7793	13.7489	14.4639	10.0055	15.6075	10.4816	10.0779	11.7132	5.5422	
	S	73.556	81.363	95.807	108.065	90.816	79.741	106.425	73.890	78.298	76.526	86.016	106.876	118.666	69.327	86.977	
4	T	7.0506	5.3662	9.8781	7.4937	12.5949	11.6442	15.7359	13.6183	15.1074	10.1164	15.5588	10.5868	10.4337	12.0953	5.5286	
	S	74.462	82.334	98.289	112.276	93.977	80.805	106.719	74.599	74.963	75.687	86.286	105.814	114.620	67.137	87.191	
5	T	7.0709	5.3278	9.8259	7.5084	12.7271	11.5597	15.7058	13.4907	14.5262	9.8506	15.5092	10.5638	10.1661	11.2955	5.5231	
	S	74.248	82.927	98.811	112.056	93.001	81.396	106.923	75.304	77.963	77.729	86.562	106.044	117.637	71.891	87.278	
6	T	7.0818	5.4603	10.1158	7.7139	12.8379	11.5296	16.0812	13.4654	14.6120	10.0395	15.6412	10.7160	10.3959	11.3218	5.5664	
	S	74.134	80.915	95.979	109.071	92.199	81.608	104.427	75.446	77.505	76.267	85.831	104.538	115.037	71.724	86.599	
7	T	7.1211	5.5821					11.8558	16.1317	13.5492	14.5669	10.1826	16.4139	10.7590	10.4767	11.3770	5.5751
	S	73.725	79.149					79.363	104.101	74.979	77.745	75.195	81.790	104.120	114.149	71.376	86.464
8	T	7.0525	5.4259	10.0946	7.7472	12.8651	11.6067	18.7667	15.6870	20.9328	18.4799	17.2331	10.6075	10.7252	11.8085	5.5313	
	S	74.442	81.428	96.181	108.602	92.004	81.066	89.484	64.761	54.102	41.433	77.902	105.607	111.505	68.768	87.149	
9	T	7.5262	5.5293	10.0244	8.1889	13.4086	11.8918	15.5518	13.8265	15.1693	10.4725	16.3963	11.1163	10.5552	12.4492	5.6395	
	S	69.756	79.905	96.855	102.744	88.274	79.123	107.982	73.476	74.657	73.114	81.878	100.773	113.300	65.229	85.477	
10	T	6.9849	5.2996	9.9469	7.5428	13.0229	11.6934	15.9696	18.7360	15.7833	10.2063	15.6944	10.8468	10.5230	11.2805	5.5471	
	S	75.162	83.368	97.609	111.545	90.889	80.465	105.157	54.222	71.753	75.021	85.540	103.277	113.647	71.987	86.900	
11	T	7.2178	5.4503	10.1328	7.7999	12.9880	11.7262										
	S	72.737	81.063	95.818	107.869	91.133	80.240										

Event: MX-5 Cup at Road America
Track: Road America
Report: Section Data Report
Session: Practice 1

Round 5 / 6
4.014 mile(s)
Battery Tender Global MX-5 Cup
June 21, 2018



Section Data for Car 44 - Allison, Austin (R)

Lap	T/SLap	PI to PO	PO to SF	SF to PI
1	T	165.8441		171.8764
	S	87.132		79.176
2	T	162.7553		
	S	88.786		
3	T	162.7402		
	S	88.794		
4	T	162.8089		
	S	88.757		
5	T	160.6508		
	S	89.949		
6	T	162.5787		158.6814
	S	88.882		86.743
7	T	280.1118	123.1484	160.7758
	S	51.588	12.358	84.642
8	T	184.5640		
	S	78.295		
9	T	167.7458		
	S	86.145		
10	T	169.0775		
	S	85.466		
11	T			
	S			

Event: MX-5 Cup at Road America
Track: Road America
Report: Section Data Report
Session: Practice 1

Round 5 / 6
4.014 mile(s)
Battery Tender Global MX-5 Cup
June 21, 2018



Section Data for Car 48 - Lee(m), Zach

Lap	T/S	I12 to I13	I13 to I14	I14 to SF	SF to I1	I1 to I2	I2 to I3	I3 to I4	I4 to I5	I5 to I6	I6 to I7	I7 to I8	I8 to I9	I9 to I10	I10 to I11	I11 to I12
1	T	7.3853	5.2649	9.7158	7.5885	13.1152	11.6806	15.5624	14.0470	14.8633	10.2204	15.5998	10.7228	10.3363	11.7804	5.5931
	S	71.087	83.918	99.931	110.874	90.249	80.553	107.909	72.322	76.194	74.917	86.059	104.472	115.700	68.932	86.186
2	T	7.7286	5.3821	9.7674	7.3507	13.1697	11.6154	15.3074	13.7940	14.5686	9.9033	15.3274	10.4910	10.2368	11.1412	5.4605
	S	67.930	82.090	99.403	114.460	89.876	81.005	109.706	73.649	77.736	77.316	87.588	106.780	116.825	72.887	88.279
3	T	7.0637	5.2675	9.6724	7.2995	12.8538	11.7447	15.4488	14.1252	14.5304	10.1522	15.4623	10.5804	10.7683	11.2488	5.3863
	S	74.324	83.876	100.379	115.263	92.085	80.114	108.702	71.922	77.940	75.420	86.824	105.878	111.058	72.190	89.495
4	T	7.2507	5.3067	9.8613	7.4902	13.0695	11.6112	15.5165	13.6104	14.5226	10.0156	15.3409	10.6576	10.4394	11.1737	5.3804
	S	72.407	83.257	98.457	112.329	90.565	81.035	108.228	74.642	77.982	76.449	87.511	105.111	114.557	72.675	89.593
5	T	7.0600	5.2466	9.6663	7.3150	12.8105	11.5259	15.2995	13.4825	14.5136	9.9961	15.3069	10.5795	10.4795	11.4358	5.5988
	S	74.363	84.210	100.443	115.019	92.396	81.634	109.763	75.350	78.030	76.598	87.706	105.887	114.119	71.009	86.098
6	T	7.2051	5.4230	9.8796	7.4802	12.5561	11.4735	15.5034	13.2869	14.4487	10.0390	15.3099	10.3812	10.1553	11.5301	5.8364
	S	72.865	81.471	98.274	112.479	94.268	82.007	108.319	76.459	78.381	76.271	87.688	107.909	117.762	70.428	82.593
7	T	7.1463	5.3175	9.9061	7.5400	12.5246	11.3463	15.6766	13.2921	14.5859	10.1748	15.6213	10.3959	10.2174	11.3761	5.4626
	S	73.465	83.088	98.011	111.587	94.505	82.927	107.123	76.430	77.643	75.253	85.940	107.757	117.046	71.382	88.245
8	T	6.8612	5.2241	9.7785	7.4552	12.5861	11.4821	15.6115	13.3061	14.3715	9.7701	15.3663	10.4780	10.2337	11.0584	5.4203
	S	76.517	84.573	99.290	112.856	94.043	81.946	107.569	76.349	78.802	78.370	87.367	106.912	116.860	73.432	88.933
9	T	6.9851	5.3125	9.9130	7.5830	12.6290	11.4883	15.7295	13.1766	14.3446	9.8164	15.4068	10.4970	10.3517	11.1796	5.4798
	S	75.160	83.166	97.943	110.954	93.724	81.902	106.762	77.099	78.950	78.000	87.137	106.719	115.528	72.636	87.968
10	T	6.9525	5.3161	9.9026	7.5802	12.5955	11.5125	15.5907	13.2022	14.4565	9.8659	15.3397	10.6874	10.3086	12.1582	5.5831
	S	75.512	83.109	98.046	110.995	93.973	81.729	107.713	76.950	78.338	77.609	87.518	104.818	116.011	66.790	86.340
11	T	7.0950	5.4092	9.9287	7.5537	12.6098	11.4256	15.8211								
	S	73.996	81.679	97.788	111.384	93.866	82.351	106.144								

Event: MX-5 Cup at Road America

Track: Road America

Report: Section Data Report

Session: Practice 1

Round 5 / 6

4.014 mile(s)

Battery Tender Global MX-5 Cup

June 21, 2018



Section Data for Car 48 - Lee(m), Zach

Lap	T/SLap	PO to SF
1	T	163.4758 166.1860
	S	88.395 81.887
2	T	161.2441
	S	89.618
3	T	161.6043
	S	89.418
4	T	161.2467
	S	89.617
5	T	160.3165
	S	90.137
6	T	160.5084
	S	90.029
7	T	160.5835
	S	89.987
8	T	159.0031
	S	90.881
9	T	159.8929
	S	90.375
10	T	161.0517
	S	89.725
11	T	
	S	

Event: MX-5 Cup at Road America
Track: Road America
Report: Section Data Report
Session: Practice 1

Round 5 / 6
4.014 mile(s)
Battery Tender Global MX-5 Cup
June 21, 2018



Section Data for Car 56 - Wolenski(c), Alex (R)

Lap	T/S	I12 to I13	I13 to I14	I14 to SF	SF to I1	I1 to I2	I2 to I3	I3 to I4	I4 to I5	I5 to I6	I6 to I7	I7 to I8	I8 to I9	I9 to I10	I10 to I11	I11 to I12
1	T	8.3427	5.7383	10.2227	7.6494	13.9248	12.5728	16.3212	14.2108	16.0817	10.5249	17.1627	11.7450	11.3678	11.8372	6.1222
	S	62.929	76.995	94.976	109.991	85.002	74.837	102.892	71.489	70.422	72.750	78.222	95.379	105.201	68.601	78.737
2	T	7.7360	5.4663	10.0408	7.6065	13.4962	11.8923	16.1258	13.9254	15.7487	10.4115	16.6042	11.7061	10.9936	11.7949	5.9912
	S	67.865	80.826	96.696	110.611	87.701	79.119	104.139	72.954	71.911	73.542	80.853	95.696	108.782	68.847	80.459
3	T	7.3096	5.5283	10.1618	7.7827	13.8379	11.8568	16.1027	13.6051	15.6316	10.5514	16.4294	11.5853	10.9077	11.8224	5.8100
	S	71.823	79.919	95.545	108.107	85.536	79.356	104.288	74.671	72.449	72.567	81.713	96.694	109.639	68.687	82.968
4	T	7.4601	5.4748	10.1969	7.8329	13.6291	11.7555	16.1585	13.8742	15.2283	10.2697	16.5146	11.8873	11.1515	11.7154	5.8406
	S	70.374	80.700	95.216	107.414	86.846	80.040	103.928	73.223	74.368	74.557	81.292	94.237	107.242	69.314	82.534
5	T	7.4115	5.4988	10.2731	7.8798	13.3532	11.7554	16.2640	13.8717	15.3504	11.5420	16.3616	11.4584	10.8490	11.7232	5.9264
	S	70.836	80.348	94.510	106.775	88.641	80.041	103.254	73.236	73.777	66.339	82.052	97.765	110.232	69.268	81.339
6	T	7.3902	5.4281	10.1211	7.7742	13.4153	11.9218	16.2916	14.4775	15.2719	10.1638	16.5951	11.7980	11.0899	11.8242	5.8851
	S	71.040	81.395	95.929	108.225	88.230	78.923	103.079	70.172	74.156	75.334	80.897	94.951	107.838	68.677	81.909
7	T	7.2969	5.5192	10.2186	7.8380	13.4296	11.7207	16.1005	13.8202	15.1654	10.1172	16.5508	11.7492	11.0398	11.8641	5.9655
	S	71.948	80.051	95.014	107.344	88.136	80.278	104.302	73.509	74.677	75.681	81.114	95.345	108.327	68.446	80.806
8	T	7.3876	5.4897	10.2125	7.8429	13.5102	11.7465	16.1908	13.7542	15.2540	10.1681	16.6278	11.7894	11.0733	11.5078	5.9338
	S	71.065	80.481	95.071	107.277	87.611	80.101	103.721	73.862	74.243	75.302	80.738	95.020	107.999	70.565	81.237
9	T	7.3694	5.4972	10.2368	7.8765	13.2744	12.1601	15.9563	13.6100	15.3042	10.8033	16.2992	11.3675	10.8846	11.6808	5.9281
	S	71.241	80.371	94.845	106.819	89.167	77.377	105.245	74.644	73.999	70.875	82.366	98.546	109.872	69.520	81.315
10	T	7.4008	5.4835	10.1997	7.8367	13.5988	12.0716	16.2544	13.8062	15.4160	10.7075	16.3271	11.4054	10.8222	11.6792	5.9640
	S	70.938	80.572	95.190	107.362	87.040	77.944	103.315	73.584	73.463	71.509	82.225	98.219	110.505	69.529	80.826
11	T	7.4352	5.5164	10.1950	7.8086	13.9051	12.3794	19.3363								
	S	70.610	80.092	95.234	107.748	85.122	76.006	86.848								

Event: MX-5 Cup at Road America
Track: Road America
Report: Section Data Report
Session: Practice 1

Round 5 / 6
4.014 mile(s)
Battery Tender Global MX-5 Cup
June 21, 2018



Section Data for Car 56 - Wolenski(c), Alex (R)

Lap	T/SLap	PO to SF
1	T	173.8242
	S	83.132
2	T	169.5395
	S	85.233
3	T	168.9227
	S	85.544
4	T	168.9894
	S	85.511
5	T	169.5185
	S	85.244
6	T	169.4478
	S	85.279
7	T	168.3957
	S	85.812
8	T	168.4886
	S	85.765
9	T	168.2484
	S	85.887
10	T	168.9731
	S	85.519
11	T	
	S	

Event: MX-5 Cup at Road America
Track: Road America
Report: Section Data Report
Session: Practice 1

Round 5 / 6
4.014 mile(s)
Battery Tender Global MX-5 Cup
June 21, 2018



Section Data for Car 77 - Oxner, Luke

Lap	T/S	I12 to I13	I13 to I14	I14 to SF	SF to I1	I1 to I2	I2 to I3	I3 to I4	I4 to I5	I5 to I6	I6 to I7	I7 to I8	I8 to I9	I9 to I10	I10 to I11	I11 to I12
1	T	7.3129	5.3980	10.0703	7.8315	13.0395	11.7725	15.7898	13.7571	14.6965	10.1086	15.5306	10.2212	10.1154	11.1833	5.4433
	S	71.791	81.848	96.413	107.433	90.773	79.924	106.355	73.846	77.059	75.746	86.442	109.598	118.227	72.612	88.558
2	T	7.0892	5.2719	9.9567	7.6594	12.6843	11.6494	15.9098	13.5251	14.4308	9.8133	15.5548	10.2991	10.1071	11.0389	5.4548
	S	74.056	83.806	97.513	109.847	93.315	80.769	105.552	75.113	78.478	78.025	86.308	108.769	118.324	73.562	88.371
3	T	6.9891	5.2867	9.9218	7.6094	12.5449	11.5508	15.7844	13.3981	14.3854	9.6944	15.3344	10.2044	9.9445	10.9764	5.4100
	S	75.117	83.572	97.856	110.569	94.352	81.458	106.391	75.825	78.726	78.982	87.548	109.779	120.258	73.981	89.103
4	T	6.9953	5.2414	9.6714	7.3084	12.6351	11.6845	15.5064	13.2418	14.3403	9.6462	15.2407	10.0894	10.3003	11.4744	5.4398
	S	75.050	84.294	100.390	115.123	93.678	80.526	108.298	76.720	78.973	79.377	88.087	111.030	116.104	70.770	88.615
5	T	7.2278	5.2518	9.8483	7.5766	12.4379	11.3832	15.7121	13.3592	14.2892	9.6515	15.3577	10.1971	9.9856	10.9361	5.3754
	S	72.636	84.127	98.586	111.048	95.164	82.658	106.881	76.046	79.256	79.333	87.415	109.857	119.763	74.254	89.676
6	T	6.8342	5.2988				14.0589	19.6203	15.9783	16.1219	11.8049	16.6276	11.3368	11.0258	11.2154	5.4514
	S	76.820	83.381				66.926	85.591	63.581	70.246	64.861	80.739	98.813	108.465	72.405	88.426
7	T	6.8979	5.3016	9.9556	7.6771	12.3861	11.3176	15.8379	13.1403	14.3896	9.7930	15.4266	10.2137	9.8998	11.7052	5.7042
	S	76.110	83.337	97.524	109.594	95.562	83.137	106.032	77.312	78.703	78.187	87.025	109.679	120.801	69.375	84.507
8	T	6.9643	5.2623	9.9414	7.7042	12.4057	11.2987	15.8776	13.0835	14.2952	9.6799	15.2638	10.2256	10.0314	10.9480	5.3878
	S	75.384	83.959	97.663	109.208	95.411	83.276	105.767	77.648	79.222	79.100	87.953	109.551	119.217	74.173	89.470
9	T	6.8676	5.2734	9.8738	7.5687	12.2204	11.3357	15.6828	12.9587	14.6547	10.4744	15.5666	10.2767	10.0272	10.9038	5.4245
	S	76.446	83.782	98.332	111.164	96.857	83.004	107.080	78.396	77.279	73.100	86.242	109.007	119.267	74.474	88.864
10	T	6.9990	5.3282	9.9351	7.5861	12.2835	11.3867	15.7655	14.6653	16.7547	12.1695	16.5449	11.0103	11.0317	11.4022	5.5327
	S	75.011	82.921	97.725	110.909	96.360	82.632	106.519	69.273	67.593	62.918	81.143	101.744	108.407	71.218	87.127
11	T	7.2291	5.4012	10.1157	8.5730	14.5273	12.2912	18.8758								
	S	72.623	81.800	95.980	98.141	81.477	76.551	88.967								

Event: MX-5 Cup at Road America

Track: Road America

Report: Section Data Report

Session: Practice 1

Round 5 / 6

4.014 mile(s)

Battery Tender Global MX-5 Cup

June 21, 2018




Section Data for Car 77 - Oxner, Luke

Lap	T/SLap	PI to PO	PO to SF	SF to PI
1	T	162.2705		170.3140
	S	89.051		79.902
2	T	160.4446		
	S	90.065		
3	T	159.0347		
	S	90.863		
4	T	158.8154		
	S	90.989		
5	T	158.5895		153.6093
	S	91.118		89.608
6	T	251.2204	82.5435	173.4843
	S	57.521	18.437	78.442
7	T	159.6462		
	S	90.515		
8	T	158.3694		
	S	91.245		
9	T	159.1090		
	S	90.821		
10	T	168.3954		
	S	85.812		
11	T			
	S			

Event: **MX-5 Cup at Road America**
Track: **Road America**
Report: **Section Data Report**
Session: **Practice 1**

Round 5 / 6
4.014 mile(s)
Battery Tender Global MX-5 Cup
June 21, 2018




Section Data for Car 82 - Faulkner(c), Nigel (R)

Lap	T/S	I12 to I13	I13 to I14	I14 to SF	SF to I1	I1 to I2	I2 to I3	I3 to I4	I4 to I5	I5 to I6	I6 to I7	I7 to I8	I8 to I9	I9 to I10	I10 to I11	I11 to I12
1	T	8.3803	5.7527	10.3839	7.6776	14.0811	12.6384	16.1664	14.3333	16.0499	10.5054	17.1609	11.6615	10.9069	12.1615	6.3740
	S	62.647	76.802	93.501	109.587	84.059	74.448	103.877	70.878	70.561	72.885	78.230	96.062	109.647	66.772	75.627
2	T	7.7035	5.5051	10.2010	7.9022	14.0377	12.2179	15.9268	13.9527	15.6331	10.6535	16.9551	11.9457	11.1210	12.0256	5.9506
	S	68.151	80.256	95.178	106.472	84.318	77.011	105.440	72.811	72.442	71.871	79.180	93.777	107.536	67.526	81.008
3	T	7.4569	5.4191	10.0848	7.6997	13.9506	12.1096	18.7125	14.7052	15.9469	10.2963	16.6968	11.9780	11.0840	11.9857	5.8396
	S	70.405	81.530	96.275	109.272	84.845	77.699	89.743	69.085	71.017	74.365	80.405	93.524	107.895	67.751	82.548
4	T	7.4732	5.4919	10.2198	7.7844	13.6648	12.1209	16.1527	13.9569	15.7609	10.5095	16.8401	11.9184	11.1594	13.2905	5.9436
	S	70.251	80.449	95.003	108.083	86.619	77.627	103.965	72.789	71.855	72.856	79.720	93.991	107.166	61.100	81.103
5	T	7.5933	5.4554	10.1922	7.8474	13.7352	12.2192	16.3885	14.0446	15.5749	10.4236	17.0316	11.7301	11.0557	12.0019	5.8342
	S	69.140	80.987	95.260	107.216	86.175	77.003	102.469	72.334	72.713	73.457	78.824	95.500	108.171	67.660	82.624
6	T	7.4896	5.5031	10.2701	7.9037	13.6809	12.0327	16.4099	13.8932	15.5459	10.2850	16.9249	11.6593	11.0782	12.2403	5.8925
	S	70.097	80.285	94.537	106.452	86.517	78.196	102.336	73.123	72.849	74.446	79.321	96.080	107.952	66.342	81.807
7	T	7.5294	5.4910	10.2317	7.8668	13.6158	11.9677	16.7617	13.7972	15.5635	10.3440	16.8405	11.7201	11.0504	12.3946	5.8785
	S	69.727	80.462	94.892	106.951	86.931	78.621	100.188	73.632	72.766	74.022	79.719	95.582	108.223	65.516	82.001
8	T	7.4534	5.4734	10.1593	7.7512	13.3802	11.9958	16.2385	13.8298	15.4194	10.2757	17.0456	11.4815	10.8980	11.7381	5.9568
	S	70.438	80.721	95.569	108.546	88.462	78.437	103.416	73.458	73.446	74.514	78.759	97.568	109.737	69.180	80.924
9	T	7.5973	5.4354	10.1300	7.7862	13.4295	12.0420	16.4713	13.8379	15.3561	10.2761	17.2310	11.8391	11.1444	12.0398	5.9214
	S	69.103	81.285	95.845	108.058	88.137	78.136	101.954	73.415	73.749	74.511	77.912	94.621	107.310	67.447	81.407
10	T	7.5243	5.5280	10.3383	7.9117	13.7935	11.9069	16.3696	13.5465	15.8072	10.7931	17.0786	11.6646	11.0513	11.8965	6.7217
	S	69.774	79.924	93.914	106.344	85.811	79.022	102.588	74.994	71.645	70.942	78.607	96.036	108.214	68.259	71.715
11	T	8.0193	5.7879	10.4885	7.9066	14.1487	12.1045	16.4214								
	S	65.467	76.335	92.569	106.413	83.657	77.732	102.264								

Event: MX-5 Cup at Road America
Track: Road America
Report: Section Data Report
Session: Practice 1

Round 5 / 6
4.014 mile(s)
Battery Tender Global MX-5 Cup
June 21, 2018



Section Data for Car 82 - Faulkner(c), Nigel (R)

Lap	T/S Lap	PO to SF
1	T	174.2338 182.0807
	S	82.937 74.738
2	T	171.7315
	S	84.145
3	T	173.9657
	S	83.065
4	T	172.2870
	S	83.874
5	T	171.1278
	S	84.442
6	T	170.8093
	S	84.600
7	T	171.0529
	S	84.479
8	T	169.0967
	S	85.456
9	T	170.5375
	S	84.734
10	T	171.9318
	S	84.047
11	T	
	S	

Event: MX-5 Cup at Road America
Track: Road America
Report: Section Data Report
Session: Practice 1

Round 5 / 6
4.014 mile(s)
Battery Tender Global MX-5 Cup
June 21, 2018



Section Data for Car 84 - Lamb(m), Todd

Lap	T/S	I12 to I13	I13 to I14	I14 to SF	SF to I1	I1 to I2	I2 to I3	I3 to I4	I4 to I5	I5 to I6	I6 to I7	I7 to I8	I8 to I9	I9 to I10	I10 to I11	I11 to I12
1	T	7.2210	5.4002	9.8772	7.5851	13.1132	11.9959	15.5900	13.6924	14.9793	10.1584	15.5504	10.7290	10.3893	11.5079	5.5182
	S	72.705	81.815	98.298	110.923	90.263	78.436	107.718	74.195	75.604	75.374	86.332	104.411	115.110	70.564	87.356
2	T	7.1196	5.6298	10.0478	7.6410	12.9303	11.6147	15.7128	13.4914	14.7173	10.0992	16.1294	10.5195	10.3020	11.6462	5.4850
	S	73.740	78.478	96.629	110.112	91.540	81.010	106.876	75.300	76.950	75.816	83.233	106.491	116.085	69.726	87.884
3	T	7.2277	5.3308	9.6377	7.4453	13.0554	11.5128	15.2434	13.5922	14.4510	9.9399	15.4166	10.3521	10.0076	11.5051	5.4552
	S	72.637	82.880	100.741	113.006	90.663	81.727	110.167	74.742	78.368	77.031	87.081	108.213	119.500	70.581	88.364
4	T	7.0676	5.3084	9.6709	7.3103	12.9702	11.4549	15.4711	13.2705	14.3409	9.8788	15.3970	10.2518	10.0579	11.1882	5.3603
	S	74.283	83.230	100.395	115.093	91.258	82.140	108.545	76.554	78.970	77.508	87.192	109.271	118.902	72.581	89.929
5	T	6.9469	5.3276	9.7498	7.4706	12.6130	11.6240	15.7595	13.7566	14.6251	9.9506	15.8814	10.6077	11.2147	12.1552	6.0961
	S	75.573	82.930	99.582	112.623	93.843	80.945	106.559	73.849	77.435	76.948	84.533	105.605	106.638	66.806	79.074
6	T	7.6734	6.5269				11.7405	15.9284	13.9078	14.5075	10.0013	15.3622	10.5325	10.6237	11.3140	5.7029
	S	68.418	67.692				80.142	105.429	73.046	78.063	76.558	87.390	106.359	112.570	71.774	84.526
7	T	7.2230	5.3765	10.0419	8.2312	15.5334	14.6007	25.4689	14.1449	14.7331	9.9895	15.4885	10.5216	10.3374	11.2068	5.5058
	S	72.684	82.176	96.686	102.216	76.199	64.443	65.936	71.822	76.868	76.649	86.677	106.469	115.688	72.460	87.552
8	T	6.9027	5.3149	9.9095	7.5696	12.9099	11.3977	15.8624	13.2461	14.3261	9.8171	15.3853	10.3532	10.1579	11.1145	5.4566
	S	76.057	83.128	97.978	111.150	91.684	82.553	105.868	76.695	79.052	77.995	87.259	108.201	117.732	73.062	88.342
9	T	6.9731	5.3209	9.9258	7.6121	12.9602	11.5528	16.1419	14.7987	15.0024	10.8582	16.4978	11.6792	11.8796	12.5742	6.1120
	S	75.289	83.034	97.817	110.530	91.329	81.444	104.035	68.649	75.488	70.516	81.374	95.916	100.669	64.580	78.869
10	T	7.8400	5.9659	11.3472	8.8870	14.8690	13.3403	19.1173								
	S	66.964	74.057	85.564	94.674	79.604	70.531	87.843								

Event: MX-5 Cup at Road America

Track: Road America

Report: Section Data Report

Session: Practice 1

Round 5 / 6

4.014 mile(s)

Battery Tender Global MX-5 Cup

June 21, 2018



Section Data for Car 84 - Lamb(m), Todd

Lap	T/Slap	PI to PO	PO to SF	SF to PI
1	T	163.3075		168.0783
	S	88.486		80.965
2	T	163.0860		
	S	88.606		
3	T	160.1728		
	S	90.218		
4	T	158.9988		
	S	90.884		
5	T	163.7788		161.2303
	S	88.231		85.372
6	T	375.0684	219.8300	158.4040
	S	38.527	6.923	85.910
7	T	178.4032		
	S	80.999		
8	T	159.7235		
	S	90.471		
9	T	169.8889		
	S	85.058		
10	T			
	S			

Event: MX-5 Cup at Road America
 Track: Road America
 Report: Section Data Report
 Session: Practice 1

Round 5 / 6
 4.014 mile(s)
 Battery Tender Global MX-5 Cup
 June 21, 2018




Section Data for Car 87 - Rollan, Selin (R)

Lap	T/S	I12 to I13	I13 to I14	I14 to SF	SF to I1	I1 to I2	I2 to I3	I3 to I4	I4 to I5	I5 to I6	I6 to I7	I7 to I8	I8 to I9	I9 to I10	I10 to I11	I11 to I12
1	T	7.4330	5.3474	9.7842	7.4459	13.1538	11.6972	15.7726	13.8329	14.8323	10.2464	15.3892	10.7281	10.1854	11.6070	5.4647
	S	70.631	82.623	99.232	112.997	89.984	80.439	106.471	73.442	76.354	74.727	87.237	104.420	117.414	69.962	88.211
2	T	7.1667	5.3035	9.8344	7.3389	12.8751	11.5060	15.4820	13.5992	14.6463	9.8042	15.2706	10.4188	9.9942	11.5568	5.5609
	S	73.255	83.307	98.726	114.644	91.932	81.776	108.469	74.704	77.323	78.097	87.914	107.520	119.660	70.266	86.685
3	T	7.5828	5.3871	9.7627	7.4144	12.6949	11.5028	15.5504	13.5103	14.3770	9.7942	15.2841	10.3747	10.1220	11.3063	5.4242
	S	69.236	82.014	99.451	113.477	93.237	81.798	107.992	75.195	78.772	78.177	87.836	107.977	118.149	71.822	88.869
4	T	7.0955	5.3205	9.7849	7.5430	12.6862	11.4548	15.5272	13.6212	14.5632	9.8502	15.2851	10.4469	10.1644	11.2490	5.4927
	S	73.991	83.041	99.225	111.542	93.301	82.141	108.153	74.583	77.765	77.733	87.831	107.231	117.657	72.188	87.761
5	T	7.0600	5.3194	9.9402	7.4692	12.5690	11.4436	15.6176	13.0647	14.4641	9.7473	15.3834	10.7759	10.4944	11.2839	5.4962
	S	74.363	83.058	97.675	112.644	94.171	82.221	107.527	77.760	78.297	78.553	87.269	103.957	113.957	71.965	87.705
6	T	6.9927	5.3409	9.9597	7.4983	12.5947	11.5070	16.2156	13.6013	14.4279	9.8547	15.2677	10.2483	10.0918	11.1501	5.3548
	S	75.078	82.724	97.484	112.207	93.979	81.768	103.562	74.692	78.494	77.697	87.931	109.309	118.503	72.829	90.021
7	T	6.9834	5.3293	9.8034	7.3656	12.5069	11.3174	15.3213	13.2830	14.3282	9.8330	15.2361	10.2516	9.9213	11.3756	5.4350
	S	75.178	82.904	99.038	114.229	94.639	83.138	109.607	76.482	79.040	77.869	88.113	109.273	120.540	71.385	88.693
8	T	6.9419	5.3800	9.8282	7.3868	12.6138	11.4363	15.6493	13.1514	14.4062	9.8570	15.2658	10.6308	10.2017	11.3440	5.5438
	S	75.628	82.122	98.788	113.901	93.837	82.274	107.309	77.247	78.612	77.679	87.942	105.376	117.226	71.584	86.952
9	T	7.0249	5.4070	10.0682	7.9169	13.5545	12.0503	15.9540	13.2818	14.3501	9.7928	15.2165	10.2235	10.0237	11.1634	5.3637
	S	74.734	81.712	96.433	106.274	87.324	78.082	105.260	76.489	78.919	78.188	88.227	109.574	119.308	72.742	89.872
10	T	7.0185	5.2808	9.6540	7.3087	13.2919	11.5394	15.4851	13.7523	15.6526	9.9697	15.3273	10.4341	10.1252	11.0343	5.3837
	S	74.802	83.665	100.571	115.118	89.049	81.539	108.447	73.872	72.352	76.801	87.589	107.362	118.112	73.593	89.538
11	T	6.9835	5.7591													
	S	75.177	76.717													

Event: MX-5 Cup at Road America
Track: Road America
Report: Section Data Report
Session: Practice 1

Round 5 / 6
4.014 mile(s)
Battery Tender Global MX-5 Cup
June 21, 2018



Section Data for Car 87 - Rollan, Selin (R)

Lap	T/SLap	PO to SF	SF to PI
1	T	162.9201	164.7242
	S	88.696	82.613
2	T	160.3576	
	S	90.114	
3	T	160.0879	
	S	90.265	
4	T	160.0848	
	S	90.267	
5	T	160.1289	
	S	90.242	
6	T	160.1055	
	S	90.255	
7	T	158.2911	
	S	91.290	
8	T	159.6370	
	S	90.520	
9	T	161.3913	
	S	89.536	
10	T	161.2576	157.9284
	S	89.611	87.157
11	T		
	S		

Event: MX-5 Cup at Road America
Track: Road America
Report: Section Data Report
Session: Practice 1

Round 5 / 6
4.014 mile(s)
Battery Tender Global MX-5 Cup
June 21, 2018



Section Data for Car 95 - Bernacki, Thomas (R)

Lap	T/S	I12 to I13	I13 to I14	I14 to SF	SF to I1	I1 to I2	I2 to I3	I3 to I4	I4 to I5	I5 to I6	I6 to I7	I7 to I8	I8 to I9	I9 to I10	I10 to I11	I11 to I12
1	T	7.3260	5.3051	9.7412	7.3746	12.9762	11.6742	15.6049	14.0799	14.9773	10.3641	15.3576	10.4399	10.5691	11.3682	5.4799
	S	71.663	83.282	99.670	114.089	91.216	80.597	107.615	72.153	75.614	73.878	87.416	107.302	113.151	71.431	87.966
2	T	7.3246	5.6506				11.5796	15.5527	13.3938	14.4802	10.0903	15.4527	10.4702	9.9993	11.3796	5.5160
	S	71.676	78.190				81.256	107.976	75.849	78.210	75.883	86.878	106.992	119.599	71.360	87.390
3	T	6.8705	5.2612	9.8159	7.4897	12.3876	11.4184	15.6057	13.1778	14.3347	9.8342	15.0819	10.2078	10.1213	11.1551	5.3678
	S	76.414	83.977	98.912	112.336	95.550	82.403	107.609	77.092	79.004	77.859	89.014	109.742	118.158	72.796	89.803
4	T	6.8355	5.1897	9.7741	7.5367	12.8500	11.5192	15.5471	13.2342	14.3014	9.8701	15.0912	10.1317	10.1406	11.4025	5.4264
	S	76.805	85.134	99.335	111.636	92.112	81.682	108.015	76.764	79.188	77.576	88.959	110.567	117.933	71.216	88.833
5	T	6.8109	5.3744	9.9307	7.5384	12.5106	11.4662	15.7015	13.1644	14.3365	9.8753	15.2283	10.3154	10.1955	11.0586	5.4083
	S	77.082	82.208	97.768	111.610	94.611	82.059	106.953	77.171	78.994	77.535	88.158	108.598	117.298	73.431	89.131
6	T	6.8854	5.2427	9.8423	7.5191	12.4149	11.4195	15.6690	13.1527	14.2849	9.7376	15.0867	10.2059	10.1974	11.0620	5.3734
	S	76.248	84.273	98.647	111.897	95.340	82.395	107.175	77.240	79.280	78.631	88.986	109.763	117.276	73.409	89.710
7	T	6.8636	5.2416	9.8552	7.4988	12.4677	11.3936	15.5413	13.1979	14.2125	9.7645	15.0510	10.2391	10.1597	11.5458	5.3966
	S	76.490	84.291	98.517	112.200	94.936	82.582	108.055	76.975	79.683	78.415	89.197	109.407	117.711	70.333	89.324
8	T	6.9781	5.2087	9.5961	7.4676	13.0113	11.5202	15.3018	13.5166	14.2817	9.9221	15.2657	10.1845	10.1307	11.2805	5.5258
	S	75.235	84.823	101.177	112.669	90.970	81.675	109.746	75.160	79.297	77.169	87.942	109.993	118.048	71.987	87.235
9	T	7.2954	5.2671	9.8514	7.4012	13.5385	11.6803	15.2961	13.7949	14.4515	10.1704	15.4907	10.4873	10.2533	11.2343	5.4664
	S	71.963	83.883	98.555	113.679	87.427	80.555	109.787	73.644	78.366	75.285	86.665	106.818	116.637	72.283	88.183
10	T	7.0089	5.4300	10.0339	7.5626	12.7467	11.4657	15.8926								
	S	74.905	81.366	96.763	111.253	92.858	82.063	105.667								

Event: MX-5 Cup at Road America

Track: Road America

Report: Section Data Report


Session: Practice 1

Round 5 / 6

4.014 mile(s)

Battery Tender Global MX-5 Cup

June 21, 2018




Section Data for Car 95 - Bernacki, Thomas (R)

Lap	T/SLap	PI to PO	PO to SF	SF to PI	
1	T	162.6382		167.5166	159.2673
	S	88.850		81.236	86.424
2	T	312.0940	158.4043	156.6359	
	S	46.301	9.607	86.879	
3	T	158.1296			
	S	91.383			
4	T	158.8504			
	S	90.969			
5	T	158.9150			
	S	90.932			
6	T	158.0935			
	S	91.404			
7	T	158.4289			
	S	91.211			
8	T	159.1914			
	S	90.774			
9	T	161.6788			
	S	89.377			
10	T				
	S				

Event: **MX-5 Cup at Road America**
Track: **Road America**
Report: **Section Data Report**
Session: **Practice 1**

Round 5 / 6
4.014 mile(s)
Battery Tender Global MX-5 Cup
June 21, 2018



Section Data for Car 97 - Henderson, Brian

Lap	T/S	I12 to I13	I13 to I14	I14 to SF	SF to I1	I1 to I2	I2 to I3	I3 to I4	I4 to I5	I5 to I6	I6 to I7	I7 to I8	I8 to I9	I9 to I10	I10 to I11	I11 to I12
1	T	7.3016	5.4595	10.0936	7.6566	13.4480	11.7504	15.8644	13.8118	14.9982	10.2793	15.6038	11.3131	10.6814	11.8046	5.5793
	S	71.902	80.926	96.191	109.887	88.016	80.075	105.855	73.554	75.509	74.488	86.037	99.020	111.962	68.791	86.399
2	T	7.1865	5.3348	9.9557	7.5786	12.8275	11.5317	15.7728	13.9426	14.8937	10.2322	15.7702	10.7261	10.3589	11.3356	5.4865
	S	73.054	82.818	97.523	111.018	92.273	81.593	106.469	72.864	76.039	74.831	85.129	104.439	115.447	71.637	87.860
3	T	7.0285	5.3157	9.9021	7.6544	12.8408	11.7164	15.9805	13.5001	14.8608	10.0882	15.7066	11.1023	10.7509	11.3463	5.5619
	S	74.696	83.116	98.051	109.919	92.178	80.307	105.085	75.252	76.207	75.899	85.474	100.900	111.238	71.569	86.669
4	T	7.5770	7.7585				11.7778	15.8797	13.5268	14.6238	10.0843	15.6599	10.8353	10.4596	11.4345	5.4694
	S	69.289	56.946				79.888	105.753	75.103	77.442	75.928	85.729	103.387	114.336	71.017	88.135
5	T	6.9055	5.2728	9.9075	7.6142	12.8253	11.5047	15.8432	13.4034	14.4748	10.2079	15.6561	10.8497	10.4730	11.3243	5.4853
	S	76.026	83.792	97.997	110.499	92.289	81.785	105.996	75.795	78.239	75.009	85.749	103.250	114.190	71.708	87.880
6	T	6.9827	5.3194	10.0171	7.7024	12.7239	11.5098	15.9488	13.3579	14.6003	9.8966	15.6303	10.7055	10.4905	11.2302	5.4905
	S	75.186	83.058	96.925	109.234	93.025	81.749	105.294	76.053	77.567	77.368	85.891	104.640	113.999	72.309	87.796
7	T	7.1688	5.4323	10.1010	7.7279	12.7018	11.5239	15.8884	13.2692	14.4398	9.8125	15.5130	10.6761	10.4871	11.1394	5.4828
	S	73.234	81.332	96.120	108.874	93.187	81.648	105.695	76.561	78.429	78.031	86.540	104.929	114.036	72.898	87.920
8	T	6.9577	5.2842	9.9768	7.6861	12.6528	11.5027	15.9622	13.2837	14.6013	9.8780	16.0334	10.7323	10.5651	11.3902	5.5315
	S	75.456	83.611	97.317	109.466	93.547	81.799	105.206	76.478	77.562	77.514	83.731	104.379	113.194	71.293	87.146
9	T	7.0243	5.2978	9.9644	7.6840	12.6997	11.5175	15.9849	13.2759	14.5947	9.9301	15.5721	10.6493	10.4767	11.2702	5.4868
	S	74.741	83.397	97.438	109.496	93.202	81.694	105.057	76.523	77.597	77.107	86.212	105.193	114.149	72.052	87.855
10	T	7.5775														
	S	69.284														

Event: MX-5 Cup at Road America

Track: Road America

Report: Section Data Report

Session: Practice 1

Round 5 / 6

4.014 mile(s)

Battery Tender Global MX-5 Cup

June 21, 2018



Section Data for Car 97 - Henderson, Brian

Lap	T/SLap	PI to PO	PO to SF	SF to PI
1	T	165.6456		168.6552
	S	87.237		80.688
2	T	162.9334		
	S	88.689		
3	T	163.3555		165.1065
	S	88.460		83.368
4	T	299.6965	139.8173	157.9677
	S	48.217	10.884	86.147
5	T	161.7477		
	S	89.339		
6	T	161.6059		
	S	89.418		
7	T	161.3640		
	S	89.552		
8	T	162.0380		
	S	89.179		
9	T	161.4284		159.7220
	S	89.516		86.178
10	T			
	S			

Event: MX-5 Cup at Road America

Track: Road America

Report: Section Data Report

Session: Practice 1

Round 5 / 6

4.014 mile(s)

Battery Tender Global MX-5 Cup






June 21, 2018



Section Data for Car

Report Support Information

Section Legend	
Name	Length
I12 to I13	0.145833 miles
I13 to I14	0.122727 miles
I14 to SF	0.269697 miles
SF to I1	0.233712 miles
I1 to I2	0.328788 miles
I2 to I3	0.261364 miles
I3 to I4	0.466477 miles
I4 to I5	0.282197 miles
I5 to I6	0.314583 miles
I6 to I7	0.212689 miles
I7 to I8	0.372917 miles
I8 to I9	0.311174 miles
I9 to I10	0.332197 miles
I10 to I11	0.225568 miles
I11 to I12	0.133902 miles
Lap	4.014000 miles
PI to PO	0.422727 miles
PO to SF	3.780114 miles
SF to PI	3.823485 miles
PO to I2	0.328788 miles
I13 to PI	0.202083 miles
PO to PI	3.589773 miles

Color Legend	
	Fastest Lap
	Section Under Caution
	Section Under Green
	Section Time Data
	Section Speed Data

